

SATURN 360 SPEAKER

Model: SAT360

70
volt
8 Ω

Complete 360°
Sound Coverage

All Weather Speaker

- Outdoor/Indoor Speaker
- Dynamic 360° Sound – 180° Dispersion
- 5-Way (1 Ea. 5" Woofer and 4 Ea. .5" Tweeters)
- SELECTABLE SWITCH–
70 V or 8 Ω Combination
- Maximum 65 W Power at 8 Ω
- 70 V Transformer Taps –
3, 6, 12, 25 and 50 W
- Ideal for Retail Stores, Gyms,
Restaurants, Hotels, Bars and Malls
- Quick and Easy Installation
- Fixed or Free Hanging
- Available in Black or White



HIGH CEILING AUDIO SOLUTIONS



Envirōtainment™

OWI[®]
OWI Incorporated
Established 1978
www.owi-inc.com

SATURN 360 SPEAKER

Model: SAT360



All Weather Speaker

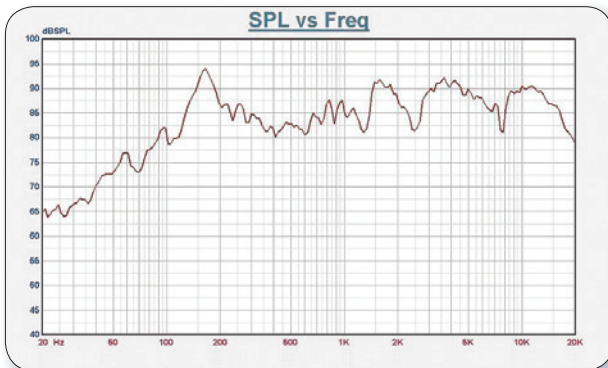
- Outdoor/Indoor Speaker
- Dynamic 360° Sound – 180° Dispersion
- 5-Way (1 Ea. 5" Woofer and 4 Ea. .5" Tweeters)
- SELECTABLE SWITCH – 70 V or 8 Ω Combination
- Maximum 65 W Power at 8 Ω
- 70 V Transformer Taps – 3, 6, 12, 25 and 50 W
- Ideal for Retail Stores, Gyms, Restaurants, Hotels, Bars & Malls
- Quick and Easy Installation
- Fixed or Free Hanging
- Available in Black or White

GENERAL SPECS

SAT360

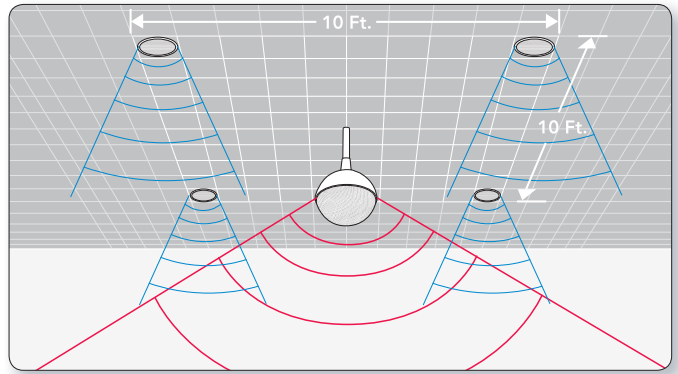
Description:	5-Way, 70 V & 8 Ω Combination 1 ea. 5" Polypropylene Woofer 4 ea. 0.5" PEI Tweeter with Overload Protection
Outdoor/Indoor:	Yes
Impedance:	70 V and 8 Ω Combination
Sensitivity (1W / 1M):	89 dB
Max Power @ 8 Ω:	65 W
70 V Tap Settings:	3, 6, 12, 25 and 50 W
Nominal Power:	50 W
Frequency Response:	115 Hz - 12 kHz
Crossover:	6 dB @ 5 kHz
Dispersion:	360° H x 180° V
Woofer Size:	5" – 1 Each
Woofer Material:	Polypropylene
Tweeter Size:	0.5" – 4 Each
Tweeter Material:	PEI
Tweeter Overload Protection:	Yes
Enclosure:	Polyethylene
Grill Material:	Powder Coated Mesh Wire
Dimensions:	9" Diameter x 8" Height
Net Weight (Unit Only):	5.46 Lbs.
Total Weight:	8.03 Lbs.
Color(s):	Black, White
Mounting Hardware:	1.2" Dia. x 11.5" PVC (Included)
Mounting Hardware Option:	Safety Cable (Not Included)
Paintable:	No
Warranty:	5 Years

FREQUENCY RESPONSE CHART



INSTALLATION GUIDE ±3 dB											
Height of the Speaker (Ft.)	8'	9'	10'	11'	12'	13'	14'	15'	16'	17'	20'
Distance between Speakers (Ft.)	25	30	36	41	47	52	58	63	69	74	80
Coverage in Square Feet (Ft ²) per Speaker	491	707	1018	1320	1735	2124	2642	3117	3739	4301	5027
	5675	6504									

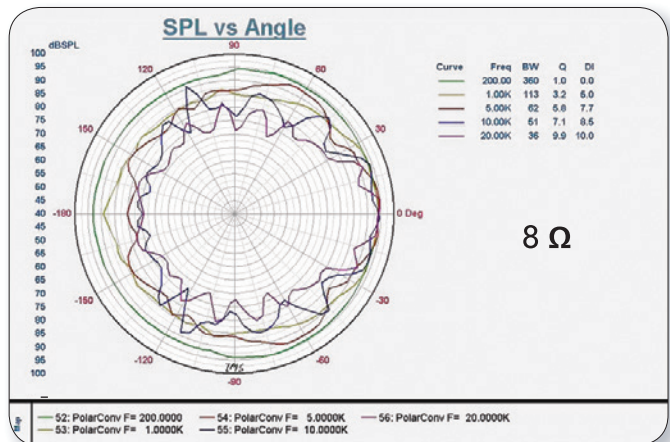
Shown above: figure for +3 dB total variation installations
Speaker height is measured from the tweeter to the listener's ear height of 3' 6" from the floor



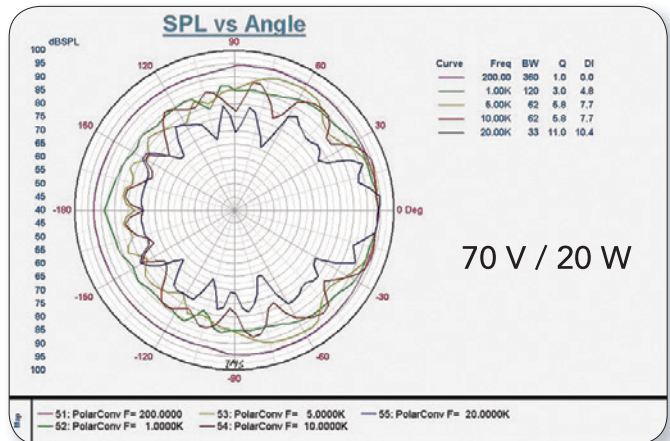
1 SATURN vs 4 IN-CEILING SPEAKERS



POLAR CHARTS



8 Ω



70 V / 20 W



205 Westwood Ave, Long Branch, NJ 07740
Phone: 866-94 BOARDS (26273) / (732)-222-1511
Fax: (732)-222-7088 | E-mail: sales@touchboards.com