

CPS[®]

COMPUTE-A-CHARGE[®]

CC840W

Wireless Refrigerant Charging Scale

For use with free app featuring CPS[®]Link™ · US Patent No. 9,043,161.

For Android (Version 4.3 or higher) or iOS mobile devices.



Scale Link™



Version 4.3 or higher



OWNER'S MANUAL (English)

Français, Español, Deutsch, Português, Русский, 日本語
and latest updates: www.cpsproducts.com

FC CE ICES-003

TO BE OPERATED BY QUALIFIED PERSONNEL ONLY

DESCRIPTION

CPS® Compute-a-Charge wireless refrigerant scales are battery-operated and designed to accurately and reliably weigh, charge and recover refrigerants when connected to your personal mobile device using patented CPS Link™ wireless technology. The free Scale Link™ app includes Tank Tracker™, a complete tank and refrigerant management system, along with other features to easily input and access jobs, customer information and more. The CC840W incorporates solenoid valves that can be programed to automatically charge or recover pre-set amounts of refrigerants.

KEY FEATURES

CPS Link™ Wireless Connection

- Key controlling functions and readouts are conveniently located in your mobile device
- Advanced communication software ensures uninterrupted connectivity between mobile device and scale
- Operates in ISM band for international use

Easily input or access:

- Job data (name, client, invoice #)
- Client list (name, address, e-mail, phone)
- Custom alarms for charge and recover
- E-mail customer and job information
- Convenient Tank Tracker™ tank management system to monitor refrigerant use (supply, recovery and refrigerant type)
- Job checklist to quickly note job site findings
- Geographic weight correction
- Cloud storage of your data using a CPS Link™ account

Scale Highlights:

- Accommodates a wide range of cylinder sizes and weights, up to 240 lb (110 kg)
- Corner adjusted heavy duty load cell.
- Full electronic and mechanical overload protection
- Best-in-class accuracy: 0.05% of reading or 0.25 oz./(\pm 5 g) whichever is greater
- High resolution: 0.25 oz./(\pm 5 g) through the entire range
- Calibrated to strict NIST standards
- Continuous operation - Up to 75 hours (with included batteries)
- Insulating rubber top platform mat
- Indoor/outdoor use

SCALE LAYOUT



GENERAL SAFETY INSTRUCTIONS

Please read, follow and understand the contents of this entire manual, with special attention given to **Danger**, **Warning** and **Caution** statements.

FOR USE BY PROFESSIONALLY TRAINED AND CERTIFIED OPERATORS ONLY. MOST STATES, COUNTRIES, ETC., MAY REQUIRE USER TO BE LICENSED. PLEASE CHECK WITH YOUR LOCAL GOVERNMENT AGENCY.

- DANGER:** Overfilling a recovery tank may cause a violent rupture resulting in severe injury or even death. **As a minimum, please use a scale to continuously monitor recovery tank weight.**
- WARNING:** All hoses may contain liquid refrigerant under pressure. Contact with refrigerant may cause frostbite or other related injuries. Wear proper personal protective equipment such as safety goggles and gloves. When disconnecting any hose, please use extreme caution as high pressure refrigerant may be present.
- WARNING:** Avoid breathing refrigerant vapors and lubricant vapor or mist. Breathing high concentration levels may cause heart arrhythmia, loss of consciousness, or even cause suffocation. Exposure may irritate eyes, nose, throat and skin. Please read manufacturer's Material Safety Data Sheet for further safety information on refrigerants and lubricants.
- WARNING:** Make certain all safety devices are functioning properly before operating equipment.
- CAUTION:** To avoid cross contamination of refrigerant and potential leakage to the atmosphere, proper hoses and fittings should be used and checked for damage.
- CAUTION:** To avoid overfilling refrigerant tank, read and follow manufacturer's recommended filling instructions for refrigerant being recovered.
- CAUTION:** Mixing of different refrigerants will cause your recovered supply of refrigerant to become contaminated.



SPECIFICATIONS

	CC840W
Capacity:	240 lb (110 kg)
Accuracy:	0.05% of reading or 0.25 oz./ (± 5 g) whichever is greater
Resolution:	0.25 oz./ (± 5 g) through the entire range
Overload Protection:	Full electronic and mechanical
Power:	4 AA alkaline (included)
Battery Life (Continuous On):	Up to 75 hours
Operating Temperature Range:	14°F to 122°F (-10°C to 50°C)
Scale to mobile Device Range:	30 ft. (unobstructed)
Operating Humidity Range:	0 to 95% non-condensing
Platform Dimensions:	2" x 10" x 10" (5 cm x 25 cm x 25 cm)
Maximum Cylinder Footring:	12.75" (32 cm)
Protective Case Dimensions	Hard Case 13.625" x 15.625" x 2.625" (35 cm x 40 cm x 7 cm)
Combined Weight (Scale & Case):	8.64 lbs (3.9 kg)
Serial # / Radio I.D. #	See label on scale underside

QUICK START INSTRUCTIONS

1. Review and adhere to all safety instructions.
2. Remove scale from case and place on a level, rigid surface.
3. Remove 2 screws that attach battery door.
4. Install (4) AA alkaline batteries (included).
5. Replace battery door.
6. Scan the appropriate QR code from this front cover or download and install the free CPS Scale Link™ app for your wireless Compute-a-Charge® scales:



For iOS devices - Download the free CPS Scale Link™ app from the App Store.

For Android devices (version 4.3 or higher) - Download the free CPS Scale Link™ app from **Google Play**. *Note: Earlier versions of Android software do not use 'low energy' communication device necessary to install and run the app.*



7. Open the Scale Link app, and after a brief walk through, you will be in the Link view where the app scans for Wireless Compute A Charge scales in range
8. If there are multiple CPS wireless scales in range, select **ONE** (see scale base for serial/radio I.D. number) from the Link Screen on your mobile device (example shown above).
9. Connect equipment as shown in **Diagram A** or **Diagram B**. If you don't intend to use the Tank Tracker™ (tank management feature), you are ready to use the Compute-A-Charge scale. To use Tank Tracker™, see page 9 for more information.
10. You are now ready to work.

CONNECT EQUIPMENT AS SHOWN

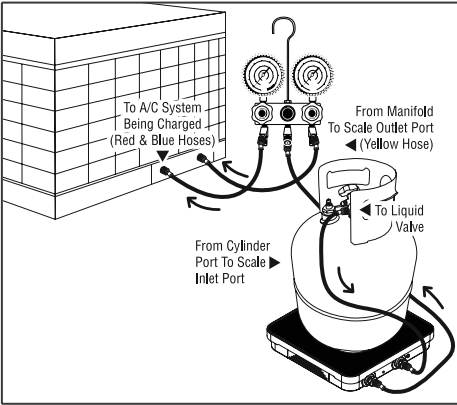


Diagram A (Charge)

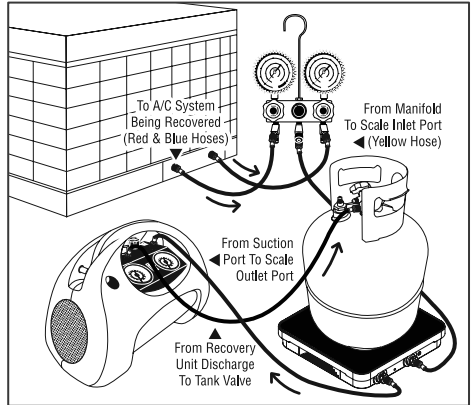
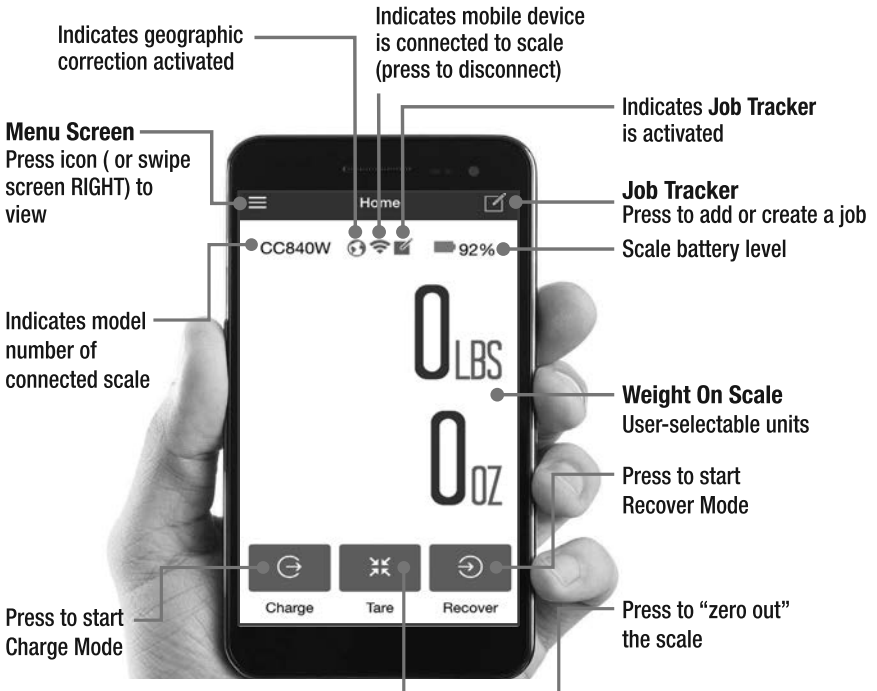


Diagram B (Recover)

HOME SCREEN LAYOUT

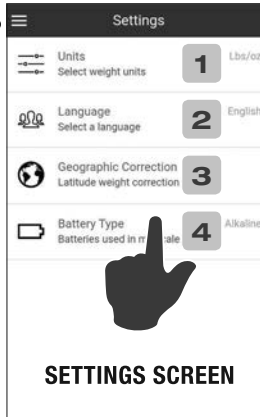
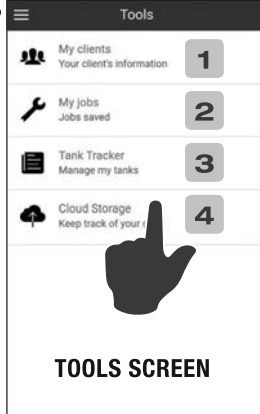
The **HOME SCREEN** is displayed once the app is communicating with your scale. **LINK** screen (page 4) is displayed if mobile device is **NOT** communicating with the scale.



TOOLS AND SETTINGS (SETUP)



From MENU screen, set up your scale using Settings and Tools.

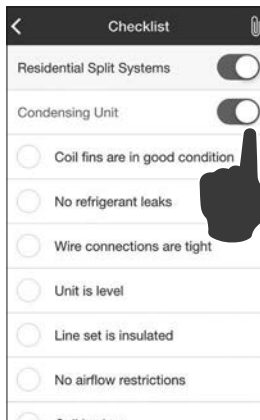
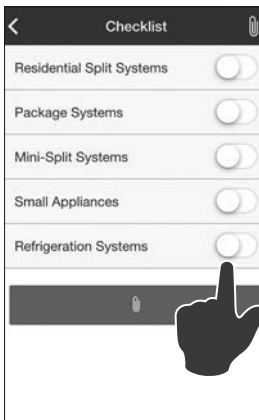


- 1 - **My clients:** Build a data base of your clients and their contact information*
- 2 - **My jobs:** Keep track of job name, client name and invoices*
- 3 - **Tank Tracker™:** Input and store information on your inventory of supply and recovery tanks*
Track refrigerant use
- 4 - **Cloud Storage:** As back up to mobile device, store data in the cloud

**You can conveniently e-mail this information.*

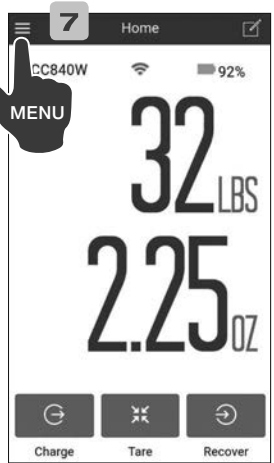
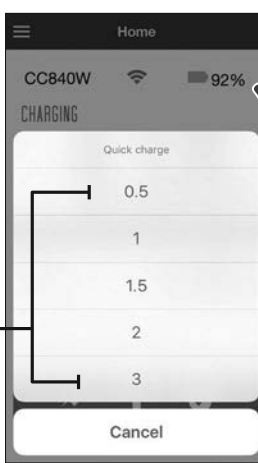
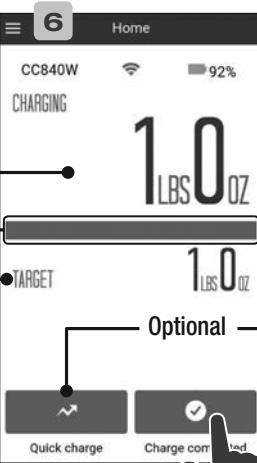
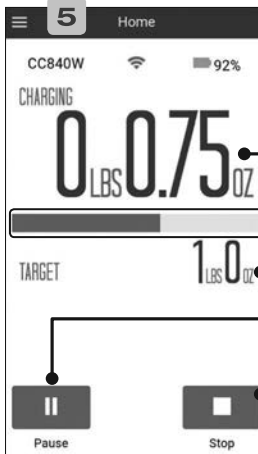
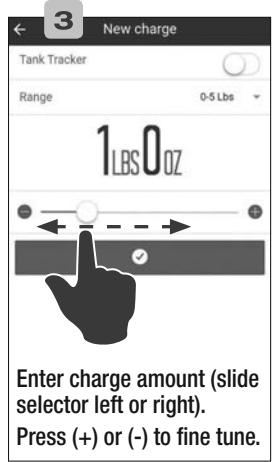
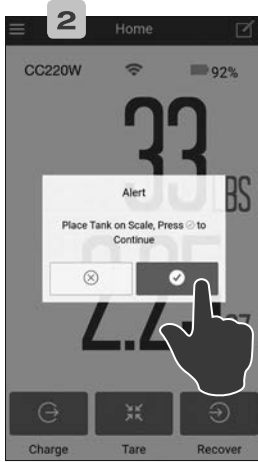
- 1 - **Units:** Select kg and g or lb and oz
- 2 - **Language:** Select among one of seven supported languages
- 3 - **Geographic Correction:** To obtain additional global weight accuracy, go to: Settings; Location
- 4 - **Battery Type:** Specify batteries used in your scale for better projection of battery life

JOB CHECKLIST



Quickly record job-site findings. Conveniently e-mail to homeowner or head office for follow-up business, future reference, etc.

CHARGE (WITHOUT TANK TRACKER™)

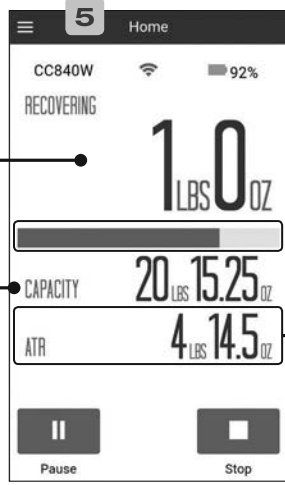
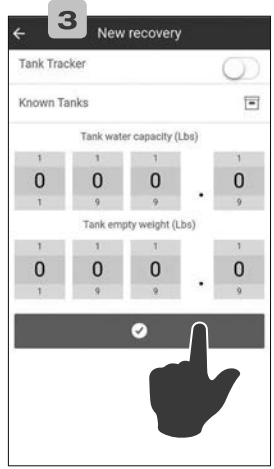


Charge complete

Quick charge (optional) if additional amount needed

Exit app if done

RECOVER (WITHOUT TANK TRACKER™)



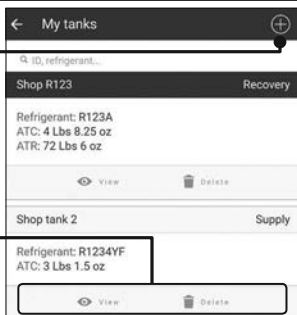
Amount recovered
 Tank capacity
 Available to Recover (ATR)
 Close tank valves and Press **STOP** when recovered amount meets your requirement.

Exit app if done

TANK TRACKER™ SETUP (SUPPLY OR RECOVERY)

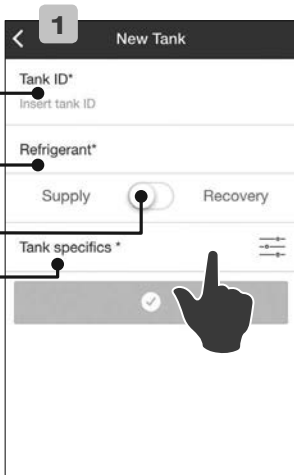
Press (+) to set up a **NEW SUPPLY or RECOVERY Tank**.
(Can also be done during charge or recover).

To view Tank Details (screen at right) or delete a saved tank, press either icon.



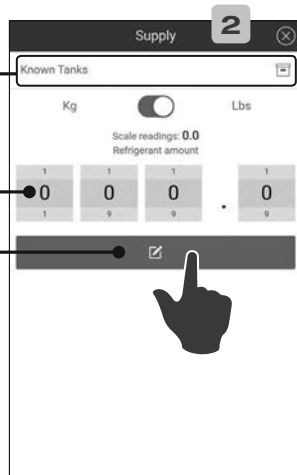
SETUP NEW SUPPLY TANK

- A. Place tank on scale
- B. Enter Description
- C. Select
- D. Select Supply
- E. Enter information



TANK SPECIFICS

Press to select from a quick list of standard tanks
OR
Enter the refrigerant amount (weight)
Press to verify and save



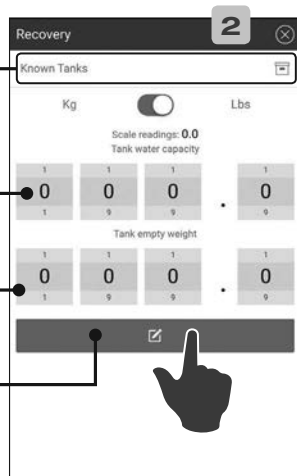
SETUP NEW RECOVERY TANK

- A. Place tank on scale
- B. Enter Description
- C. Select
- D. Select Recovery
- E. Enter Date
- F. Enter Information

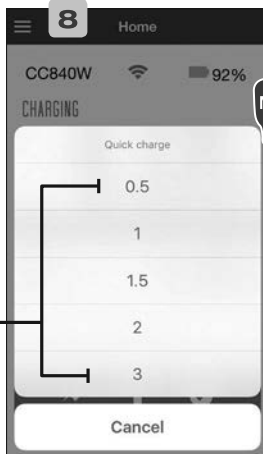
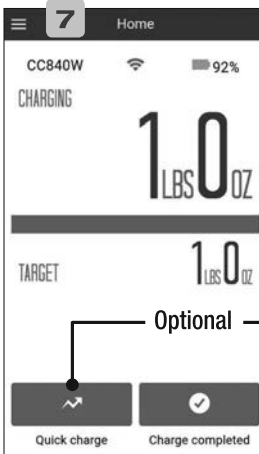
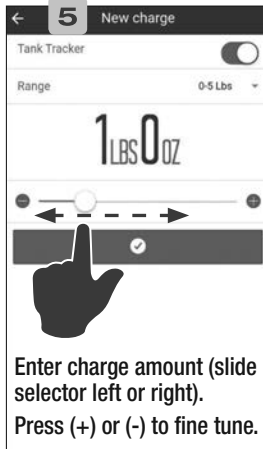
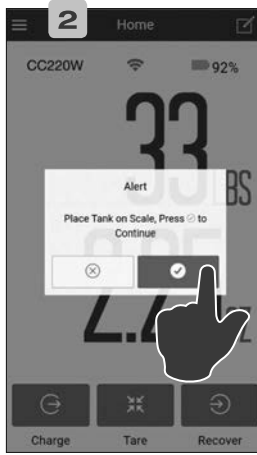


TANK SPECIFICS

Press to select from a quick list of standard tanks
OR
Enter the tank water capacity
AND
Enter empty weight of tank
Press to verify and save



CHARGE (WITH TANK TRACKER™)

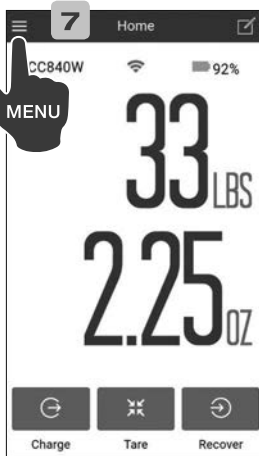
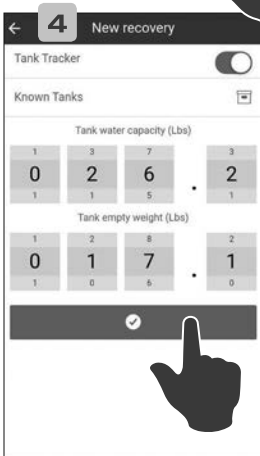
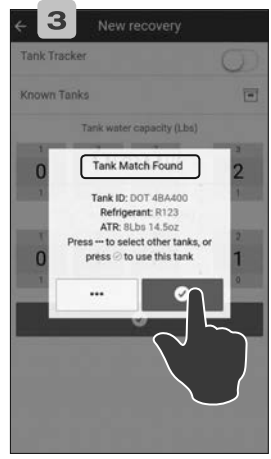


Charge complete

Quick charge (Optional)

Exit app if done

RECOVER (WITH TANK TRACKER™)



Exit app if done

APPENDIX A (BATTERY)

***Scale Battery Level:** When the scale and mobile device wirelessly connect, the scale's battery usage is displayed on the app (See HOME screen). CPS recommends replacing the scale battery with fresh AA batteries when the battery reading falls below 7%, although useful operation can be obtained with battery voltages as low as 3%. **Low Battery Indication:** When a low battery condition exists, the scale will turn itself off in a safe condition. **Scale/Mobile Device Connection:** If CPS® Compute-a-Charge® wireless scales have difficulty maintaining connectivity, no response to entries, etc. the most probable cause is a low battery, or your mobile device may be more than 30 ft. from scale.

APPENDIX B (DECLARATION OF CONFORMITY) In accordance with EN 45014

EN 61326:2013	Electrical Equipment for Measurement, Control and Laboratory Use – EMC Requirements
214 EN 55011	Industrial, Scientific & Medical, Class A Emissions Testing
303 EN 61000-4-2	Electrostatic Discharge, Immunity Testing
304 EN 61000-4-3	Radiated Electromagnetic Fields, Immunity Testing

APPENDIX C (CERTIFICATE OF CALIBRATION COMPLIANCE)

CPS Compute-a-Charge® Wireless Refrigerant Charging Scales have been individually calibrated to respond to the published minimum accuracy levels using one of the following NIST traceable standards:

- Class F 50 lb weight S/N's TP3060, 7816, OJOH
- Class F 100 lb weight S/N's 2390, 1QNZ

Note: This equipment has been tested and found to comply with the limits for a Class A digital device, pursuant to part 15 of the FCC Rules and Industry Canada ICES-003. These limits are designed to provide reasonable protection against harmful interference when the equipment is operated in a commercial environment. This equipment generates, uses, and can radiate radio frequency energy and, if not installed and used in accordance with the instruction manual, may cause harmful interference to radio communications. Operation of this equipment in a residential area is likely to cause harmful interference in which case the user will be required to correct the interference at his own expense.

CAN ICES-3 (A)/NMB-3(A)

WARRANTY

CPS Products, Inc. guarantees that all products are free of manufacturing and material defects to the original owner for one year from the date of purchase. If the equipment should fail during the guarantee period it will be repaired or replaced (at our option) at no charge. This guarantee does not apply to equipment that has been altered, misused or solely in need of field service maintenance. All repaired equipment will carry an independent 90 day warranty. This repair policy does not include equipment that is determined to be beyond economical repair.

LOCATIONS

CPS PRODUCTS, INC. U.S.A.
1010 East 31st Street
Hialeah, Florida 33013 USA
Tel: 305-687-4121,
1-800-277-3808
Fax: 305-687-3743
info@cpsproducts.com
www.cpsproducts.com

**CPS PRODUCTS
CANADA LTD.**
1324 Blundell Road
Mississauga, ON, L4Y 1M5
Tel: 905.615.8620,
Fax: 905.615.9745
info@cpsproducts.com
www.cpsproducts.com

CPS PRODUCTS N.V
Krijgsbaan 241, 2070
Zwijndrecht, Belgium
Tel: (323) 281 30 40
Fax: (323) 281 65 83
info@cpsproducts.be

CPS AUSTRALIA PTY. LTD.
109 Welland Avenue
Welland, South Australia 5007
Tel: +61 8 8340 7055,
Fax: +61 8 8340 7033
sales@cpsaustralia.com.au