

Touchboards

205 Westwood Ave, Long Branch, NJ 07740
Phone: 866-94 BOARDS (26273) / (732)-222-1511
Fax: (732)-222-7088 | E-mail: sales@touchboards.com



Chief offers the largest line of top-quality universal and custom flat panel TV mounts worldwide. Designed for speed of installation, Chief mounts feature innovative designs that combine fast, trouble-free installation with easy-to-use functionality.

www.chiefmfg.com

FLAT PANEL MOUNTS

What's New

FUSION™ Series

Fusion universal fixed and tilt mounts save time in the field by solving some of the toughest installation challenges. Coming summer of 2009, custom models of Fusion mounts can be found using Chief's MountFinder™ Pro at www.chiefmfg.com.

Powered In-Wall Box

A new addition to Chief's In-Wall Accessories, the PAC521P includes a convenient power outlet conditioner for your flat panel installs.

Thinstall Series

Thinstall universal fixed and tilt mounts are engineered for ultra-thin flat panel TVs, featuring 0.39 - 0.75" depth from wall.

Model Number Key

VESA® (-V)

Model numbers ending in "V" are compatible with multiple VESA hole mounting patterns.

Universal (-U)

Model numbers ending in "U" are infinitely adjustable to adapt to a wide range of TVs.

Custom (-XXXX)

For a custom fit, mounts can be ordered with an interface designed for a particular TV model. Custom mounts are indicated by a 4-digit number at the end of the model number. See Chief's MountFinder Pro tool at www.chiefmfg.com for custom model numbers.

Specification Key

TV: TV Screen Size D: Depth from Wall C: Color
W: Weight Capacity T: Tilt

Interface Bracket Key

To confirm interface bracket included with products, consult list below.



FSBV VESA Bracket
For: FSRV, FTRV, FHSV, FWDV and FWDIW



JSBU Universal Bracket
For: JHSU, JWDU and JWDIW



MSBU Universal Bracket
For: MCSU, MWRU, MWRIW, MIWRFU, MFCU, MF1U, MFMU, MF2U and MFQU

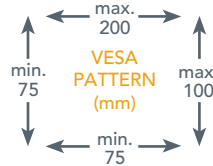


PSBU Universal Bracket
For: PCSU, PDRU, PNRU, PWRIW, PNRIW, PIWRFU, PFCU, PF1U, PF2U, CM2L40U and CM2C40U

FIXED MOUNTS

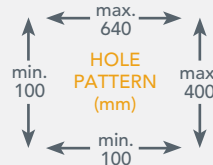
FSRV™

TV: 10 - 32"
W: 45 lbs (20.4 kg)
D: 0.75" (19 mm)
C: ■




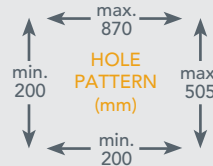
*MSMU™

TV: 26 - 47"
W: 125 lbs (56.7 kg)
D: 1.96" (50 mm)
C: ■



*LSMU™


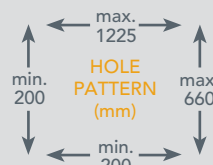
TV: 37 - 63"
W: 200 lbs (90.7 kg)
D: 1.96" (50 mm)
C: ■



XSMU™

Shipping May 2009

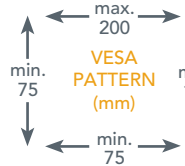
TV: 55 - 75"
W: 250 lbs (113 kg)
D: 1.96" (50 mm)
C: ■



TILT MOUNTS

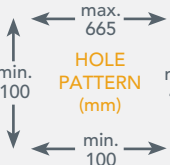
FTRV™

TV: 10 - 32"
W: 45 lbs (20.4 kg)
D: 1.95" (49 mm)
T: +5°, -15°
C: ■



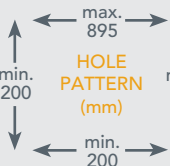
*MTMU™

TV: 26 - 47"
W: 125 lbs (56.7 kg)
D: 1.99" (51 mm)
T: 12°
C: ■



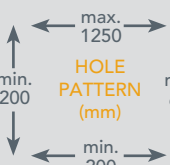
*LTMU™

TV: 37 - 63"
W: 200 lbs (90.7 kg)
D: 1.99" (51 mm)
T: 12°
C: ■



XTMU™

TV: 55 - 75"
W: 250 lbs (113 kg)
D: 1.99" (51 mm)
T: 12°
C: ■



* Also available: MSA, MTA, LSA, and LTA mounts (not equipped with ControlZone height adjustment)

SMALL

MEDIUM

LARGE

EXTRA LARGE

MOUNTS

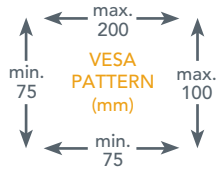
CEILING MOUNTS

SWING ARM MOUNTS



FHSV™

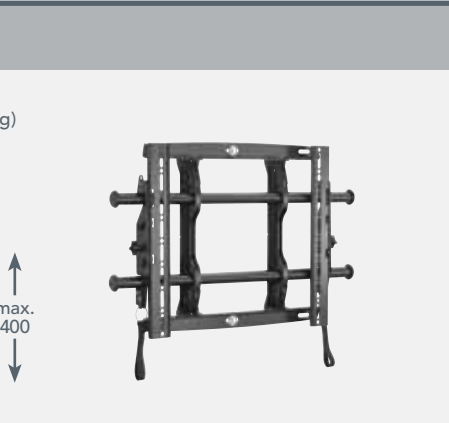
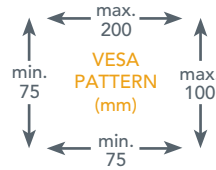
TV: 13 - 23"
W: 40 lbs (18.2 kg)
C: ■ ■



Ceiling plate and column not included

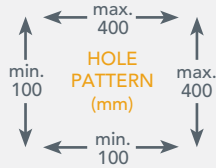
FWDV™

TV: 10 - 32"
W: 40 lbs (18.2 kg)
E: 15.93" (404 mm)
C: ■ ■



JHSU™

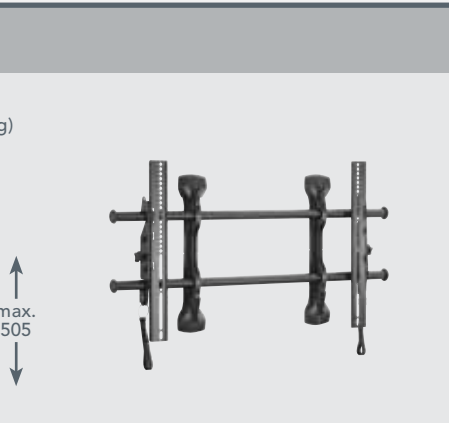
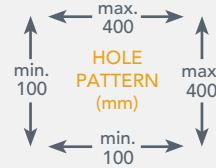
TV: 26 - 45"
W: 75 lbs (34 kg)
C: ■ ■



Ceiling plate and column not included

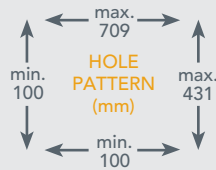
JWDU™

TV: 26 - 45"
W: 75 lbs (34 kg)
E: 20.38" (518 mm)
C: ■ ■



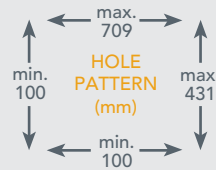
MCSU™

TV: 30 - 55"
W: 125 lbs (56.7 kg)
C: ■




MWRU™

TV: 30 - 55"
W: 125 lbs (56.7 kg)
E: 24.88" (632 mm)
C: ■ ■



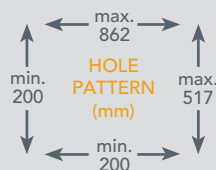
Also Available: PWRU™

Shipping May 2009



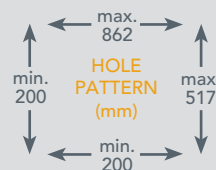
PCSU™

TV: 42 - 71"
W: 200 lbs (90.7 kg)
C: ■



PDRU™

TV: 42 - 71"
W: 200 lbs (90.7 kg)
E: 38.38" (949 mm)
C: ■ ■



Also Available: PNRU™
Extends 24.88 (632 mm)

ment and leveling).

** Depth from wall does not include interface bracket

For a full line of products and accessories visit www.chiefmfg.com.

TS

IN-WALL ACCESSORIES

THININSTALL™ SERIES

FAC501™ *shown with FWDIW™*

TV: 20 - 26"
W: 40 lbs (18.2 kg)
E: 17.2" (437 mm)
C: ■



Compatible with FWDIW Swing Arm

MAC501™ *shown with JWDIW™*


TV: 26 - 40"
W: 75 lbs (34 kg)
E: 21.2" (538 mm)
C: ■



Compatible with JWDIW Swing Arm

PAC501™ *shown with PNRIW™*

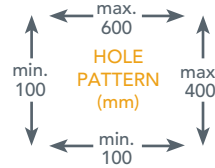
TV: 42 - 71"
W: 200 lbs (90.7 kg)
E: 22.4" (569 mm)
C: ■



Compatible with MWRIW™, PWRIW™ or PNRIW Swing Arm Mounts

MTTU™ *For Ultra-Thin TVs (under 2" / 51 mm deep)*

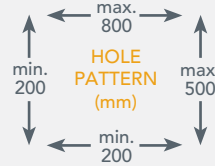
TV: 26 - 47"
W: 100 lbs (45.4 kg)
D: 0.75" (19 mm)
T: 12°
C: ■



MSTU™ Fixed Mount

LTTU™ *For Ultra-Thin TVs (under 2" / 51 mm deep)*

TV: 37 - 63"
W: 100 lbs (45.4 kg)
D: 0.75" (19 mm)
T: 12°
C: ■

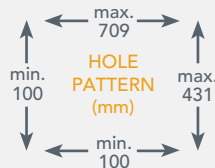


LSTU™ Fixed Mount

IN-WALL MOUNTS

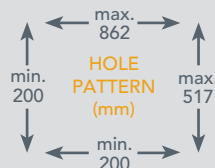
MIWRFU™

TV: 30 - 55"
W: 125 lbs (56.7 kg)
E: 9.9" (251 mm)
C: ■



PIWRFU™

TV: 42 - 65"
W: 200 lbs (90.7 kg)
E: 15" (381 mm)
C: ■



IN-WALL BOXES

PAC510™

- Designed for retrofit installations
- Conceals excess cables and surge protectors in the wall
- Installs between 16" (406 mm) centers



PAC515™

- Designed for new construction or retrofit installations
- Conceals excess cables and surge protectors in the wall
- Installs between 16" (406 mm) centers



PAC521P™

- Integrated power conditioning
- Installs horizontally or vertically to wood studs or directly to drywall
- Rated for 2160 joules and 15 amps
- 1800 watt maximum
- Reduces common and differential mode noise by up to 40 dB

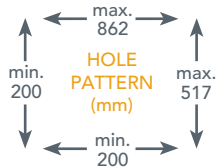


FLAT PANEL MOUNTS

MOBILE CARTS & STANDS

PFCU™ shown with PAC710™ accessory shelf

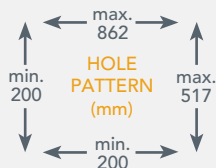
TV: 42 - 65"
W: 200 lbs (90.7 kg)
T: ±15°
C: ■ □



Also Available: MFCU™, TV: 30 - 55"

PF1U™ shown with PAC710™ accessory shelf

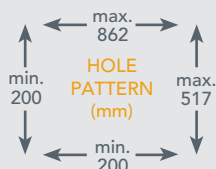
TV: 42 - 65"
W: 200 lbs (90.7 kg)
T: ±15°
C: ■ □



Also Available: MF1U™, TV: 30 - 55"

PF2U™

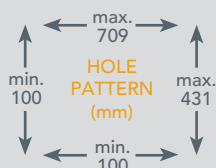
TV: 42 - 65"
W: 200 lbs (90.7 kg) per side
T: ±15°
C: ■ □



Also Available: MF2U™, TV: 30 - 55"

MFMU™

TV: 30 - 55"
W: 125 lbs (56.7 kg)
T: +15° to +45°
C: ■ □

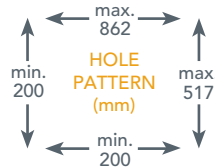


Also Available: MFQU™, TV: 30 - 55"

AUTOMATED

CM2L40U™ Pop-Up Lift

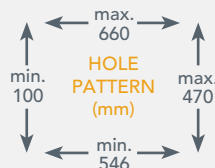
TV: 32 - 61"
W: 170 lbs (77.1 kg)
C: ■ □



Also Available: CM2C40U™ Drop Down Ceiling Lift

CM7W12U™ Swing Arm

TV: 37 - 63"
W: 180 lbs (81.6 kg)
E: 12" (305 mm)
C: ■ □



Mounting Bracket Accessories:
CM7AC1 100 x 100 up to 546 x 470 mm
CM7AC2 660 x 470 up to 876 x 700 mm


MOBILE ACCESSORIES

PAC710™



- Fully assembled
- Quick installation and height adjustment
- Color: Black
- Weight Capacity: 25 lbs (11.34 kg)
- Compatible with PFC, MFC, PF1, MF1, PF2 and MF2 products

PAC720™



- Fully assembled
- Infinitely height adjustment
- Color: Black
- Weight Capacity: 200 lbs (90.7 kg)
- PSB required (must be ordered separately)

PAC770™






- Kit includes four casters (two locking casters)
- Heavy-duty replacement wheels
- Wheel diameter: 4" (102 mm)
- Compatible with PFC and MFC

FUSION SERIES MOUNTS

Installer-Inspired Mounting System

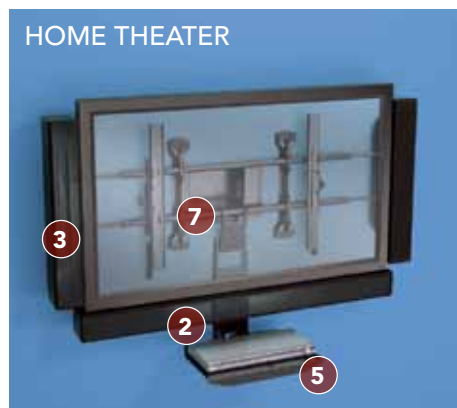
TIME-SAVING FEATURES

- 1** CONTROLZONE™ HEIGHT & ROLL ADJUSTMENT
Fine-tune height and leveling after the mount is installed by inserting an Allen key into the ports located at the top of the uprights.
- 2** CENTERLESS™ LATERAL SHIFT
Get up to 16" (406 mm) of post installation lateral shift - 8" (203 mm) left/right of uprights.
- 3** CENTRIS™ LOW-PROFILE TILT
Provides effortless tilting by using the center of gravity to balance the screen – no tools necessary!
- 4** CLICKCONNECT™ TOOL-LESS LATCHING
Hear an audible click when the screen safely engages with the mount. Use the built-in cable stand to gain easy access under the screen.



FUSION ACCESSORIES - CUSTOMIZE YOUR INSTALL

For a full description of all Fusion accessories, visit www.fusionmounts.com.



* Can be used with FCS100, FCC100 or FVS100/150 shelves.

** FCK008 recommended when installing 37-42" screens on L-series of Fusion. All others can use the FCK016.

end-user focused faster installation superior service proven quality

CHIEF MANUFACTURING
USA/INTERNATIONAL
CHIEF MOUNTS CANADA
MILESTONE EUROPE B.V.
MILESTONE ASIA PACIFIC LTD



205 Westwood Ave, Long Branch, NJ 07740
Phone: 866-94 BOARDS (26273) / (732)-222-1511
Fax: (732)-222-7088 | E-mail: sales@touchboards.com

©2009 Milestone AV Technologies, a Duchossois Group Company. 100041G 03/09. Chief is a registered trademark of Milestone. All other brand names or marks are used for identification purposes and are trademarks of their respective owners. All patents are protected under existing designations. Other patents pending.