

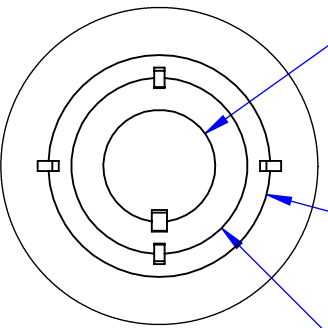
FOUR BACKPLANE DEPTH POSITIONS AVAILABLE

BREAK-OFF REGION FOR 2 1/2" WALL INSTALLATION

Ø0.34 [8.6] MOUNTING HOLE KNOCKOUT

DETAIL B SCALE 2 : 5

SECTION F-F



- Ø0.88 [22.2] TRADE CONDUIT SIZE 1/2" METRIC CONDUIT SIZE 16mm
- Ø1.73 [44.0] TRADE CONDUIT SIZE 1-1/4" METRIC CONDUIT SIZE 35mm
- Ø1.38 [34.9] TRADE CONDUIT SIZE 1" METRIC CONDUIT SIZE 27mm

RECOMMENDED ELECTRICAL BOX: RACO 560 3" X 2" BOX, 2 3/4" DEEP GANGABLE OR EQUIVALENT.

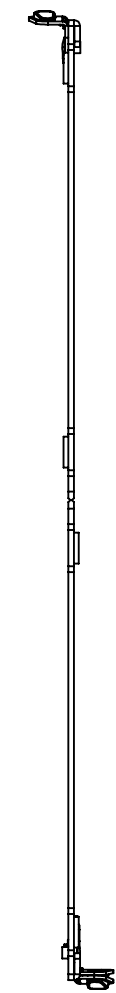
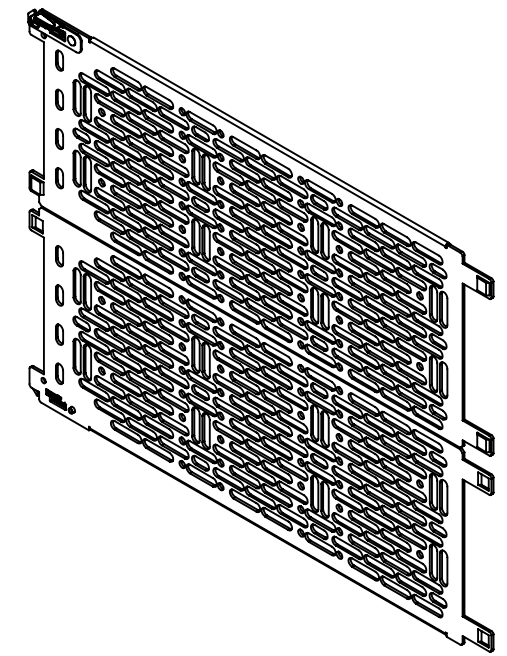
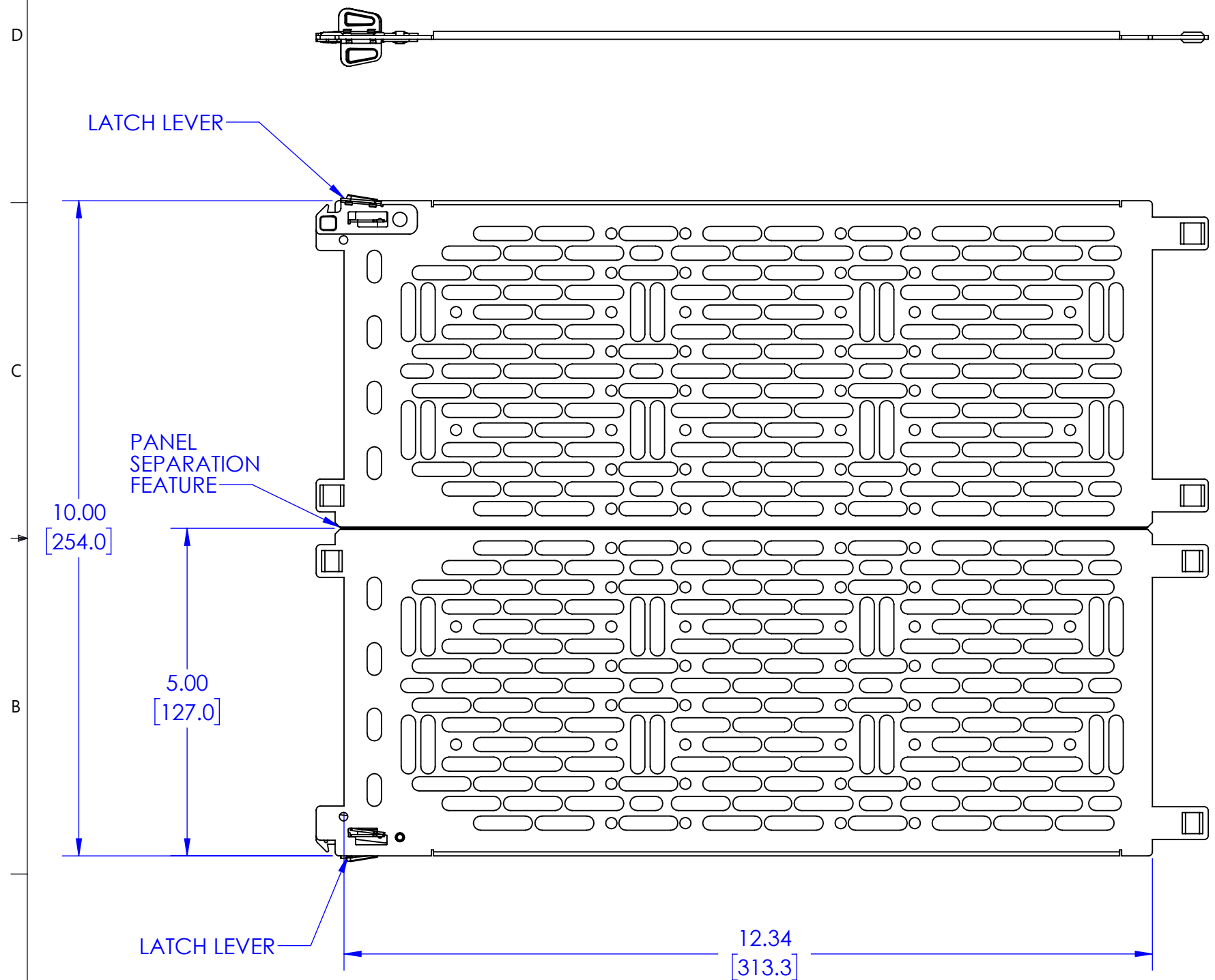
RECOMMENDED ELECTRICAL BOX COVER: RACO 864 SINGLE DUPLEX

THE INFORMATION AND DESIGNS CONTAINED IN THIS DRAWING ARE CONFIDENTIAL AND THE PROPRIETARY PROPERTY OF LEGRAND | AV. NEITHER THIS DESIGN NOR ANY INFORMATION CONTAINED IN THIS DRAWING MAY BE REPRODUCED OR DISCLOSED TO OTHERS WITHOUT THE EXPRESS WRITTEN CONSENT OF LEGRAND | AV.

CAD GENERATED DRAWING, DO NOT MANUALLY UPDATE.			
DRAWN BY	HEF	9/30/2019	
ENG APPROVAL			
MFG APPROVAL			
QA APPROVAL			
SHEET 1 OF 2		SCALE 1:5	SIZE B
		MODEL NO. PAC527LF	DWG. NO. TECH-001023
			REV. 00

CHIEF 6436 CITY WEST PKWY EDEN PRAIRIE MN, 55344 PHONE: 866-977-3901 FAX: 877-894-6918

DESCRIPTION LG INWALL BOX 14.25X22 LL,FLG



NOTE:  
1. TWO PIECES (ONE PIECE SHOWN ABOVE),  
INCLUDED WITH ENCLOSURE

THE INFORMATION AND DESIGNS CONTAINED IN THIS DRAWING ARE CONFIDENTIAL AND THE PROPRIETARY PROPERTY OF LEGRAND | AV. NEITHER THIS DESIGN NOR ANY INFORMATION CONTAINED IN THIS DRAWING MAY BE REPRODUCED OR DISCLOSED TO OTHERS WITHOUT THE EXPRESS WRITTEN CONSENT OF LEGRAND | AV.

CAD GENERATED DRAWING, DO NOT MANUALLY UPDATE.					6436 CITY WEST PKWY EDEN PRAIRIE, MN, 55344 PHONE: 866-977-3901 FAX: 877-894-6918	
DRAWN BY	HEF	9/30/2019	DESCRIPTION			
ENG APPROVAL			LG INWALL BOX 14.25X22 LL,FLG			
MFG APPROVAL			MODEL NO.			
QA APPROVAL			PAC527LF			
SHEET 2 OF 2		SCALE	SIZE	DWG. NO.	REV.	
		1:5	B	TECH-001023	00	