




FEATURES

- 1 SMALLER FORM FACTOR**
Compact design is smaller than the RPA by 1/3, and includes all the same features.
- 2 INDEPENDENT ROLL, PITCH AND YAW**
For quick and precise projector registration.
- 3 QUICK CONNECT/DISCONNECT**
Convenient lamp and filter access on most projectors. Disconnecting maintains registration and doesn't affect pre-set adjustments.
- 4 ALL-POINTS® SECURITY**
Exclusive steel-into-steel locking hardware at all connection points to protect against theft.
- 5 MULTIPLE INSTALLATION OPTIONS**
Mounting options include: flush mount to ceiling, use 0.25" (6.35 mm) threaded rods or use a 1-1/2" NPT threaded extension column.



SPECIFICATIONS


Roll	±3°
Pitch	±20°
Yaw	360°
Dimensions* (HxWxD)	1.44 x 4.38 x 4.39" (37 x 111 x 112 mm)
Color, Custom	Black
Color, Universal	Black, Silver, White
Weight Capacity	25 lbs (11.3 kg)

* Dimensions don't include interface bracket

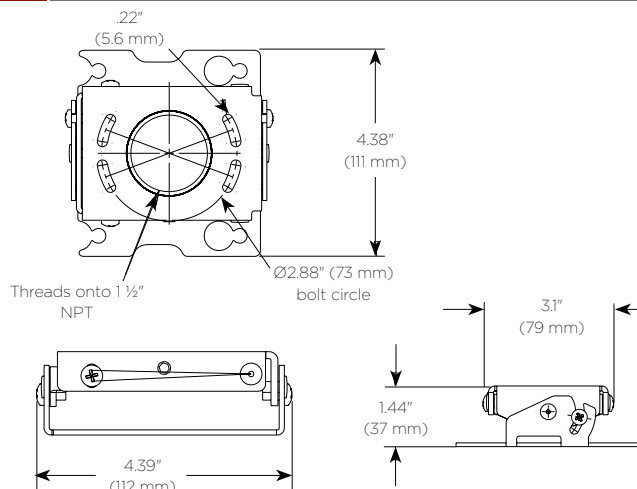
WHAT YOU NEED TO KNOW

ABOUT RSA MINI


- Next-gen mount for smaller form factor projectors
- New universal interface with faster installation and lamp and filter access
- Ships fully assembled with everything you need for installation in one box
- Available in custom (black) or universal (black, silver, white)



TECHNICAL DRAWINGS



RECOMMENDED ACCESSORIES



CMS SUSPENDED CEILING KITS



CMS EXTENSION COLUMNS



CMSI ■ Interactive Ceiling Mounted Projector Solution

For a complete list of projector mount accessories see page 21.