

1 2 3 4 5 6 7 8

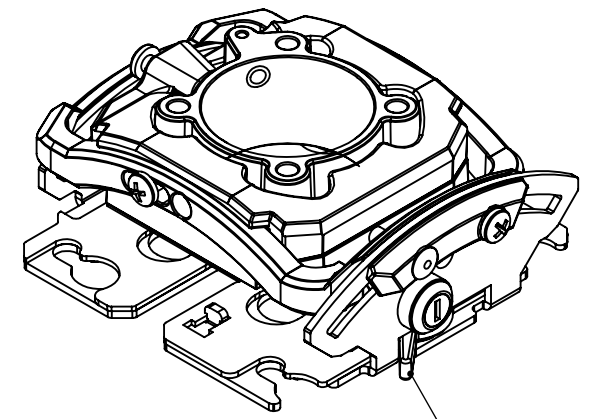
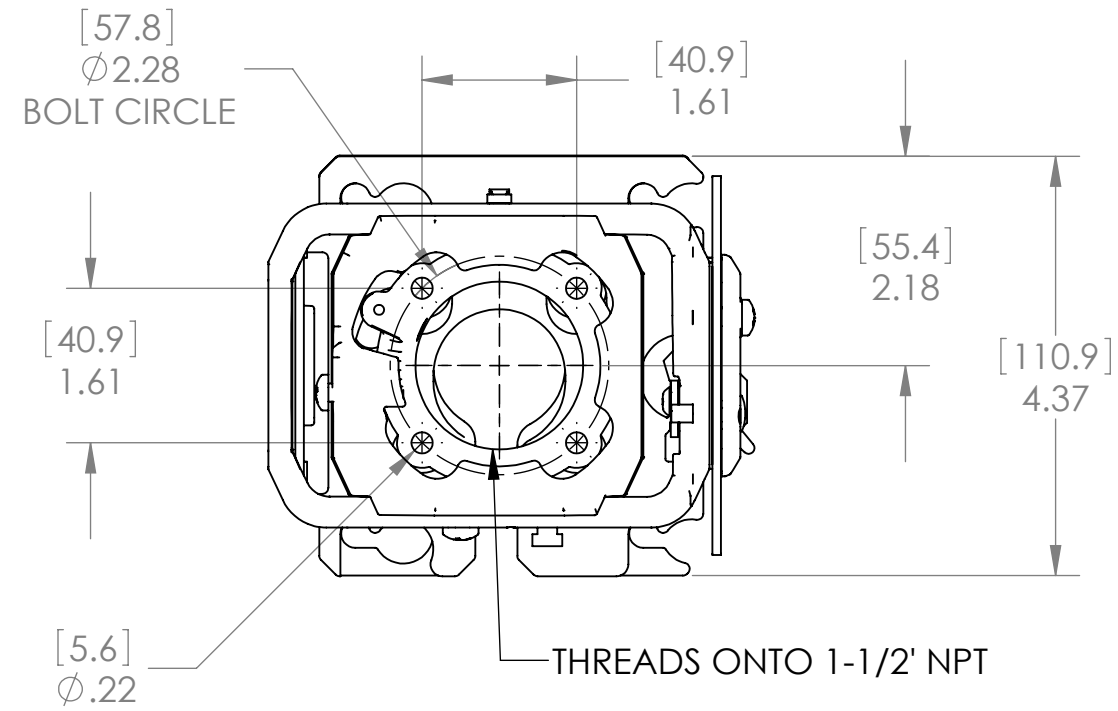
RSM-XXX

D

C

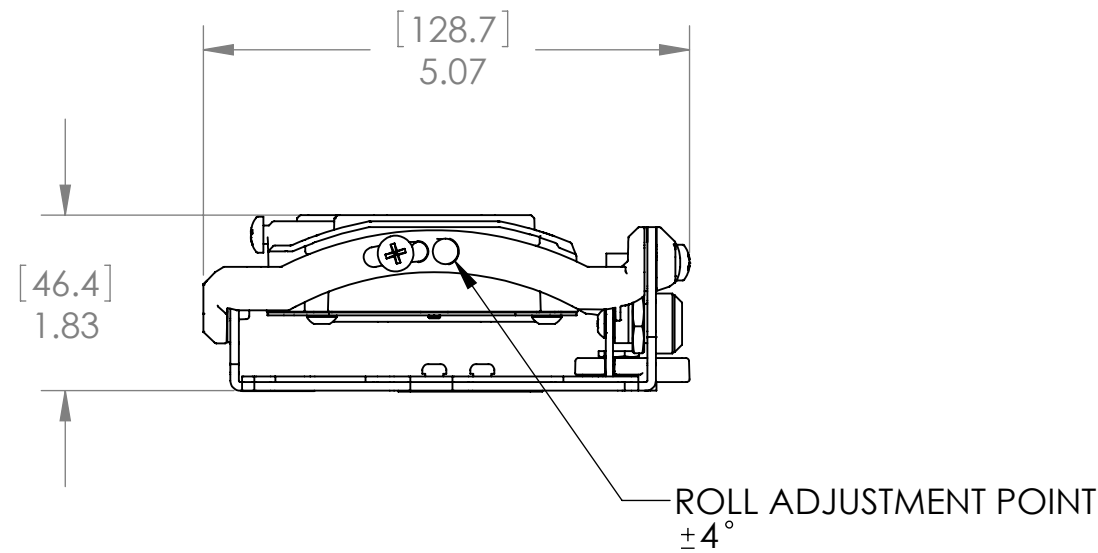
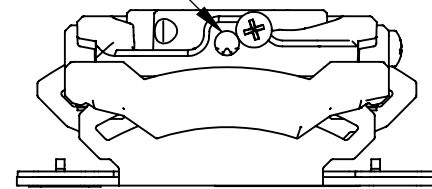
B

A

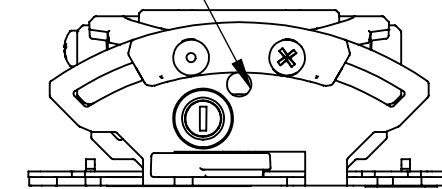


INTERFACE LOCKING SWITCH

YAW ADJUSTMENT POINT
±10°



PITCH ADJUSTMENT POINT
±15°



NOTE: CUSTOM INTERAFCE BRACKET NOT SHOWN. THE CUSTOM INTERFACE BRACKET NEEDED FOR YOUR PROJECTOR WILL ADD DEPTH TO INSTALLATION AND MAY AFFECT LOCATION OF DISPLAY ON THE MOUNT.

SEE SSM-XXX DRAWING ALSO.



CHIEF MANUFACTURING INC.
MOUNT ORDER NUMBER IS RSM-XXX
PHONE: 1-800-582-6480

THE INFORMATION AND DESIGNS CONTAINED IN THIS DRAWING ARE CONFIDENTIAL AND THE PROPRIETARY PROPERTY OF CHIEF MFG., INC. NEITHER THIS DESIGN NOR ANY INFORMATION CONTAINED IN THIS DRAWING MAY BE REPRODUCED OR DISCLOSED TO OTHERS WITHOUT THE EXPRESS WRITTEN CONSENT OF CHIEF MFG., INC.

CHIEF MANUFACTURING, INC.
8401 EAGLE CREEK PKWY STE. 700, SAVAGE, MN 55378
1.800.582.6480 * FAX 1.877.894.6918

TITLE
CUSTOMER PRINT
ASSEMBLY, RSM PROJECTOR MOUNT
RSM-XXX

SIZE DWG. NO.
B RSM-XXX

1 2 3 4 5 6 7 8

A