

S W I T C H







Claridge®

S W I T C H I N S P I R A T I O N

With the Switch Mobile, we identified several key functions needed in multi-use settings, most notably the ability to stack and store pieces into a small footprint. The simple form of the mobile legs takes inspiration from the splitting and bending of a single plane - imagine taking a single piece of paper and tearing it apart. This not only gives the Switch Mobile a look as if it is in movement but also allows the mobiles to nest 5 units in-line within a 36" footprint depth when being stowed away into a closet or corner of the room.

Switch Dry Erase Markerboards are designed to be functionally agile; providing a writable surface and optional tackable pads that can be moved and configured for collaborative use.





S W I T C H M O B I L E

- Mobile boards can be easily nested and stowed away when not in use
- Comes with 2 locking and 2 non-locking Hubless Casters



Mobile Standard Sizes

H 60", 72" W 36", 42", 48", 60" D 24"





S W I T C H M A R K E R B O A R D

- The slim trim elements give the board a minimalistic quality that is sure to fit well in a wide variety of environments
- An integrated marker tray gives a pop of color along the bottom edge of the board



Markerboard Standard Sizes

H 36", 48" W 48", 60", 72", 96"

Optional Acoustic Tackable Pads

H 14", 27" W 9", 14" D .5"



S P E C I F I C A T I O N S

- Available in Claridge Glass or LCS Porcelain writing surfaces
- Marker tray, frame and legs available in 10 matte finish colors
- Optional Acoustic Tack pads available

WRITING SURFACES

Claridge Glass

- 1/4" low-iron, ultra-clear glass
- Magnetic surface
- Greenguard certified, eco-friendly, and emits no VOC's

View Glass Highlights [HERE](#)

Claridge LCS Porcelain

- Projection friendly surface that won't ghost or stain
- Available in markerboard and chalkboard options
- Greenguard certified, eco-friendly, and emits no VOC's
- Lifetime warranty

View Porcelain Highlights [HERE](#)

COLORS

Claridge GLASS

- 10 standard glass colors - comes in Brilliant White as standard glass color
- 180 optional powder coat colors
- Custom color matching available

View Claridge Glass Colors [HERE](#)

Claridge LCS PORCELAIN

- 3 LCS Porcelain markerboard colors
- 3 LCS Chalkboard colors

View Claridge LCS Porcelain Colors [HERE](#)


Claridge ACOUSTICS

- 5 standard and 15 additional colors for order

View Claridge Acoustic Colors [HERE](#)

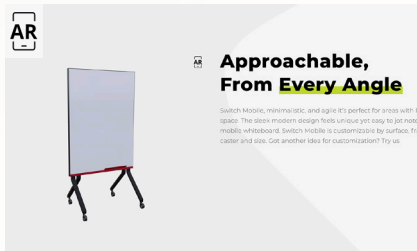
SWITCH FINISH COLORS

Suggested Matte Finish Colors:



*Metallic matte finish

LEARN MORE





View AR Tool [HERE](#)



View Switch Mobiles [HERE](#)

View Switch Markerboards [HERE](#)



View Resources [HERE](#)

Claridge
The Writing Surface Experts®

800-434-6210
claridgeproducts.com