



Claridge®
Visual display boards
for every project

from the classroom
to the boardroom



Claridge®

PRICE INCREASE NOTICE

Effective September 1, 2015, all Claridge catalog pricing will be increased by 5%.

PRODUCT CATALOG

Serving the industry for 67 years.



Claridge® MAIN OFFICE
AND PRODUCTION FACILITY
601 Highway 62-65 South
P. O. Box 910
Harrison, Arkansas
Zip 72602-0910
Phone: 870-743-2200
Toll Free: 800-434-4610
Fax: 870-743-1908
claridge@claridgeproducts.com

CLARIDGE LOS ANGELES
Manufacturing & Distribution
180 North Sherman Road
Corona, California
Zip 92882
Phone: 951-734-6262
Fax: 951-734-6464
claridge@claridgewest.com

SOUTHEAST DIVISION
Sales & Fabrication
100 Jeanette Barrett Industrial Blvd
Wetumpka, Alabama
Zip 36092
Phone: 334-514-4524
Fax: 334-514-4855
claridge@claridgese.com

EASTERN DIVISION
Distribution Center
245 Fourth St, Bldg 1, Unit E
Passaic, New Jersey
Zip 07055
Phone: 800-434-4610
Fax: 870-743-1908
east@claridgeproducts.com

NORTHEAST OFFICE
Architectural Sales
40 Buckley Lane
Bayville, New Jersey
Zip 08721
Phone: 732-281-8849
Fax: 732-608-0547
mmanna@claridgenortheast.com


MIDWEST DIVISION
Sales & Distribution
923 North State Street
Elgin, Illinois
Zip 60123
Phone: 847-991-8822
Fax: 847-991-9057
mw@claridgeproducts.com

MICHIGAN OFFICE
Architectural Sales
6689 Orchard Lake Road #277
West Bloomfield, Michigan
Zip 48322
Phone: 248-535-1136
Fax: 248-714-4860
ceil@claridgemichigan.com

SOUTH CENTRAL DIVISION
Sales & Distribution
3241 Garden Brook
Farmers Branch, Texas
Zip 75234
Phone: 972-247-8075
Fax: 972-484-8149
sc@claridgeproducts.com


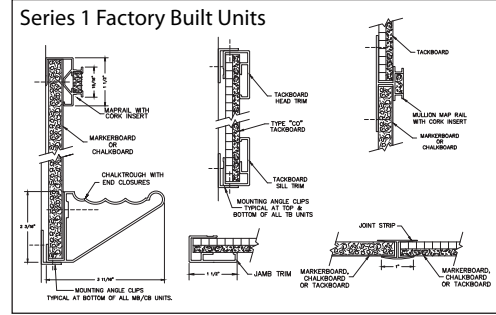
Factory Built Units

SERIES 1, 3, 4, 5, 8, and 185




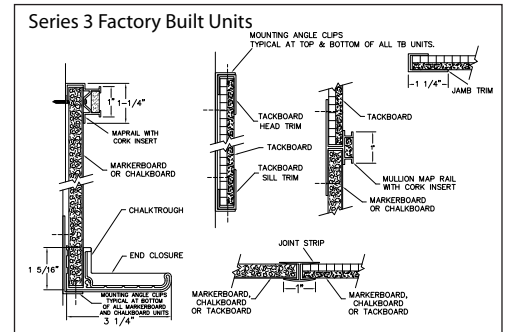
SERIES 1

- Perimeter trim is 1 1/2" wide.
- Type A units have screw-through map rail at top; angle clips for bottom. Type CO and Combos – angle clips 2' on center top and bottom



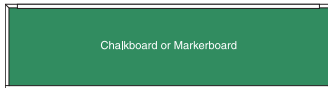
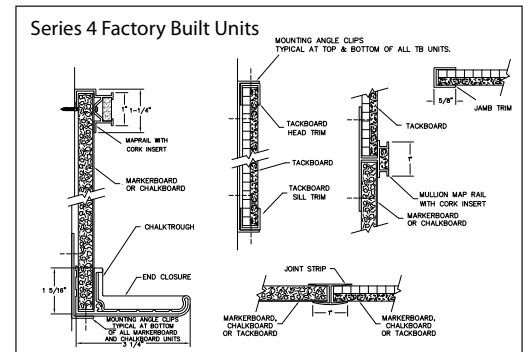
SERIES 3

- Perimeter trim is 1-1/4" wide.
- Type A units have screw-through map rail at top; angle clips for bottom. Type CO and Combos – angle clips, 2' on center, top and bottom.

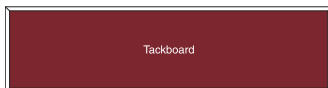


SERIES 4

- Perimeter trim is 5/8" wide.
- Type A units have screw-through map rail at top; angle clips for bottom. Type CO and Combos – angle clips, 2' on center, top and bottom.



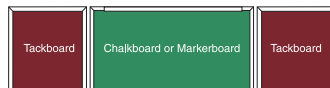
Type A



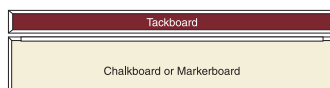
Type CO



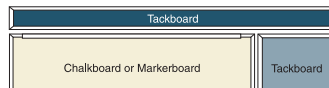
Type BR (Tackboard on Right) — Type BL (Tackboard on Left)



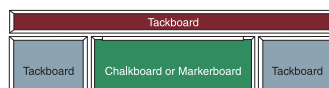
Type C



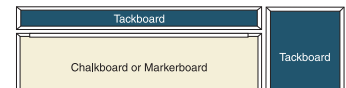
Type D



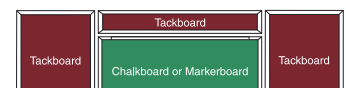
Type ER (Tackboard on Right) — Type EL (Tackboard on Left)



Type F




Type GR (Tackboard on Right) — Type GL (Tackboard on Left)



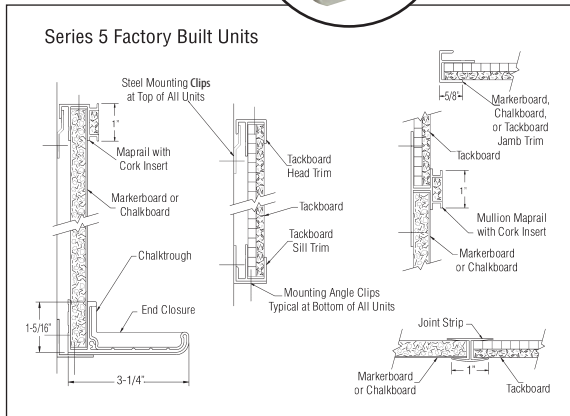
Type H

Typical Markerboard, Chalkboard & Tackboard Arrangements



SERIES 5

- Perimeter trim is 5/8" wide.
- Furnished with steel mounting clips at top and angle clips at bottom, 2' on center.



Factory Built Units

Features:

- Porcelain enamel steel markerboards and chalkboards
- Claridge Cork, Fabricork, Designer Fabric, Hook-Fab, and Tan Nucork Tackboards
- Satin anodize aluminum frame
- Maximum length, 16'0"; maximum height - Type A and Type CO units - 4'0"
- O.A. panel thickness approx. 1/2"
- LCS³ Markerboards are GREENGUARD Certified

Options:


- Color anodize or powder coat finish aluminum frames
- Radius corners available, Series 4 units

Finished size of units is 1/4" larger in height and width than sizes listed. If exact overall size is required, specify when ordering.

Installation using 16A adhesive is recommended. Screws or wall anchors are not included.


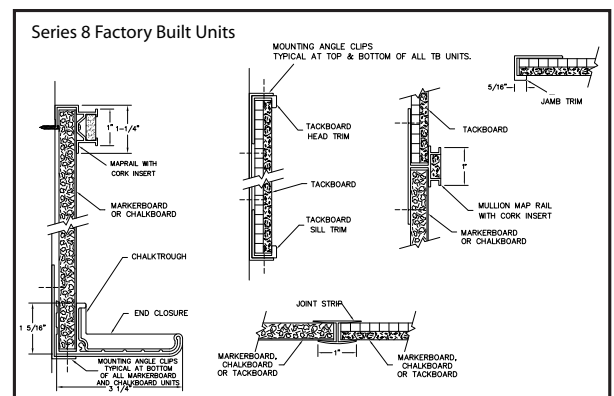
Freight class 70.

Visit www.claridgeproducts.com for CAD library and specifications.



SERIES 8

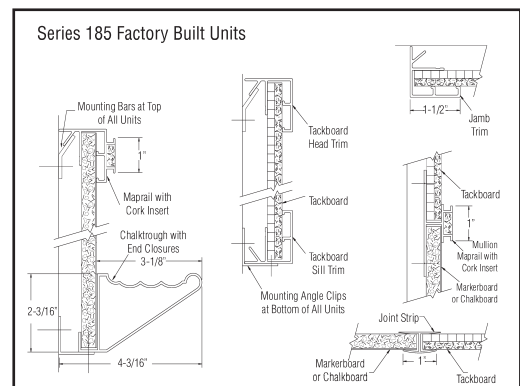
- Perimeter trim is 5/16" wide.
- Type A units have screw-through map rail at top; angle clips for bottom. Type CO and Combos – angle clips, 2' on center, top and bottom.



SERIES 185

- Perimeter trim is 1-1/2" wide.
- Furnished with Z-bar clips for top and angle clips for bottom, 2' on center.

Note: Necessary 12" square, 1/2" Duracore blocking pads are furnished.



Glass Markerboards: Visual Communication for a Modern Environment

MGM and MGMI Magnetic Glass Markerboards

Features:

- Stylish, functional and easy to maintain
- Silky smooth surface writes easily, erases cleanly
- 1/4" tempered, low-iron, extra clear, safety writing glass with polished edges
- Back-painted with specially formulated fade resistant, water resistant, and heat resistant paint; white is standard, additional colors optional
- Available in sizes up to 4' x 8'

Select from two mounting methods:

- MGM Glass Markerboards include brushed stainless edge grips for stand-off mount
- MGMI Glass Markerboards have invis-mount with no visible hardware for a "floating" appearance

Accessories include:

- 4 Rare Earth Magnets

Accessory tray, markers and microfiber cloth are optional.



Rare Earth Magnet

Stainless steel edge grip stand-offs



Contemporary Style Lecture Cabinets

Lecture cabinets are ideal communication tools for meetings and presentations. Cabinets feature LCS porcelain enamel steel for writing and projection, and combine markerboards and tackboards to create an integrated presentation center.



No. 517-4CH

Lecture Unit	Size	Type Wood and Finish
509-4N	4' x 4'	Oak natural
509-4M	4' x 4'	Oak medium
509-6N	4' x 6'	Oak natural
509-6M	4' x 6'	Oak medium
512-4MS	4' x 4'	Mahogany
512-6MS	4' x 6'	Mahogany
516-4MA	4' x 4'	Maple
516-6MA	4' x 6'	Maple
517-4CH	4' x 4'	Cherry
517-6CH	4' x 6'	Cherry
518-4PL	4' x 4'	Laminate
518-6PL	4' x 6'	Laminate

Contemporary Style Lecture Units

Cabinet Features:

- Radius corners (except 518's); square corners optional
- White LCS³ low gloss porcelain enamel writing surface
- 1691 Quartz Designer Fabric bulletin board inside doors (other fabrics and colors optional)
- Concealed hangers for easy and secure installation
- Lecture units 3-3/4" deep

Accessories:

- 1 white sketching pad
- 4 LCS markers and 1 eraser
- Display Rail with cork insert
- Spring clip hooks for charts

Options:

- Matte White projection screen
- Light
- LCS inside doors in lieu of bulletin board
- Laminate lecture units with square corners
- Lock and Keys

Wood Finishes

Wood finish color samples are reproduced with reasonable accuracy. If match is critical call or write for actual samples. Custom match finishes optional.



Natural Oak



Medium Oak



Ebony



Mahogany



Maple



Cherry



Espresso

LCS³ Markerboards

- Porcelain enamel steel markerboards provide a sustainable, ultra-smooth and lifetime-warranted surface that is scratch, stain and bacteria resistant
- Available in three colors, LCS³ can be used as a projection surface; accepts magnetic aids
- Specially formulated porcelain surface is fused to enameling grade steel in accordance with Performance Specifications established by the Porcelain Enamel Institute
- The resulting porcelain surface is GREENGUARD™, Cradle-to-Cradle™ and SCS Indoor Advantage™ certified

Markerboards are guaranteed to withstand the rigors of everyday use and offer superior writeability, eraseability and interactive performance.

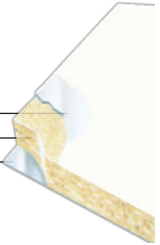
Porcelain Chalkboard Surfaces

- Porcelain enamel steel chalkboard surface carries a Life of the Building writing surface warranty; available in three colors
- Writing surface has high resistance to impact damage, abrasion, scratching and fading
- Matte finish provides maximum contrast for heightened visibility; surface erases clean and retains minimal chalk dust

Porcelain chalkboards provide a super smooth writing surface that erases like magic and will not scratch, stain or fade.

LCS-217-M No. 100 LCS³ Low-Gloss White Markerboard

Face Sheet
MDF Core
Moisture Barrier Backing



Markerboard and Chalkboard Face Sheets (Skins)

- Converts old defective boards into permanent new markerboards or chalkboards of superior quality – boards that will provide many years of service
- Steel skins can be applied on the face of natural slate, composition chalkboard, or slated plaster walls
- Sheets are shipped precut to customers' specifications
- Skins can be installed by qualified installer using commercial adhesive, in accordance with local building codes

The most practical and economical way to rejuvenate old chalkboards is to install steel skins over existing old, badly worn chalkboards.

LCS³ Porcelain Enamel Steel Markerboard Skins – 3 colors

Porcelain Enamel Steel Chalkboard Skins – 3 colors



EZ Stick Skins

- Measure to verify fit, clean old board surface, position EZ Stick Skin, peel and stick - it's that easy
- EZ Stick Skin installations use no solvents, eliminate drying time and are always a consistent thickness
- Face sheets are shipped precut to customers' specifications

LCS porcelain enamel steel skins backed with double-sided tape make resurfacing existing boards a breeze.



EZ Fit Panels

- EZ Fit panels are LCS porcelain enamel steel mounted on Medium Density Fiberboard (MDF) core with a moisture barrier back
- Panels have ½" wide face satin anodize aluminum frame
- Holes are pre-drilled 2' on center; 1" self-tapping screws included


EZ Fit Panels are designed to install over existing boards - no need to remove old boards.




Markerboard and Chalkboard Colors

LCS³ (use with LCS markers)


Porcelain Chalkboard (use with chalk)




100 WHITE




101 LIGHT GRAY




102 BEIGE



500 NP GREEN



501 NP BLACK




502 NP GRAY

Claridge Cork Bulletin Board

- Environmentally friendly, burlap backed cork made from pure natural ingredients
- Smooth, durable suede-like surface is soil resistant and dimensionally stable; tacks insert easily and are gripped firmly
- Meets ASTM E-84 and meets or exceeds MIL-C-15116-C, Type 1
- No toxins or harmful emissions; rapidly renewable

NUMBER	DESCRIPTION	CORK THICKNESS	BACKING	WT./SQ. FT.
1199	Unmounted Cork 4' roll	1/4"	Heavy Burlap	1lb.
1199A	under 200 sq. ft.	1/4"	Heavy Burlap	1lb.
1199B	over 200 sq. ft.	1/4"	Heavy Burlap	1lb.
1190	Mounted Corkboard	1/4"	Burlap on Hardboard	2lb.

1/4" UNMOUNTED CORK




1/4" MOUNTED CORK




Claridge Cork Color Options

COLORS ARE REPRODUCED WITH REASONABLE ACCURACY. IF MATCH IS CRITICAL, CALL OR WRITE FOR SAMPLES.



	TAN	DESERT SAND	DENIM	BUFF	FAWN	SMOKE
UNMOUNTED	1100	1105	1107	1109	1110	1111
MOUNTED	1106	1112	1121	1131	1126	1127





	STEEL GRAY	BLACK	GREEN	MIDNIGHT	BRICK	GRAPHITE
UNMOUNTED	1113	1132	1133	1134	1135	1136
MOUNTED	1122	1142	1143	1144	1145	1146

Tan Nucork Bulletin Board

- An economical tackboard surface, Tan Nucork is premium grade, fine grain natural composition cork without burlap backing
- Dimensionally stable; uniform density and particle size
- Nucork has a smooth, resilient surface ideal for use with pins or thumbtacks
- 150FR Nucork has a Class B fire rating based on ASTM E-84 tunnel test as follows: Flame spread – 65; smoke developed – 70. Meets military specification MIL-C-15116, Type II

NUMBER		CORK THICKNESS	BACKING	WEIGHT
150	Full Rolls only	1/4"	None	1/4 lb.
150A	under 200 sq. ft.	1/4"	None	1/4 lb.
150B	over 200 sq. ft.	1/4"	None	1/4 lb.
150FR	Full Rolls only	1/4"	None	1/4 lb.
150FRA	under 200 sq. ft.	1/4"	None	1/4 lb.
150FRB	over 200 sq. ft.	1/4"	None	1/4 lb.
380A*		1/16"	Duracore	3/4 lb.
550		1/4"	Hardboard	1/2 lb.




* Maximum length for Duracore is 12'

Fabriccork Bulletin Board

- Four distinct patterns: Viewpoint; Esquire; Linden; and Belair
- Available in a wide range of colors, superior in style and performance
- Fabriccork is long-lasting with an easy-to-clean, stain resistant surface
- Vinyl fabric meets or exceeds Federal Specifications CCC-W-408A
- Available as vinyl fabric only, vinyl fabric mounted on cork underlay and as mounted tack panels
- Fabriccork vinyl fabric (Koroseal®) is a product of RJF International

NUMBER	DESCRIPTION	THICKNESS	MAX LENGTH	WEIGHT SQ.FT.
I380	Fabric on cork underlay on Duracore	1/2"	12'	1lb.
I380EW	I380 with edges wrapped	1/2"	12'	1lb.
I380A	Vinyl Fabric on Duracore	7/16"	12'	1lb.
I380AEW	I380A with edges wrapped	7/16"	12'	1lb.
I381FR	Fabric on flame retardant Duracore*	1/2"	12'	1lb.
I381FREW	I381 with edges wrapped	1/2"	12'	1lb.
I500 (Full Rolls)	Fabric on cork underlay	1/4"	80'	1/2 lb.
I500A	Fabric on cork underlay. Under 200 sq.ft.	1/4"	80'	1/2 lb.
I500B	Fabric on cork underlay. Over 200 sq.ft.	1/4"	80'	1/2 lb.
I499	Fabric only, no underlay		90'	1/8 lb.
I550	Fabric on cork underlay on Hardboard	1/2"	16'	1-1/2 lbs.
I550EW	I550 with edges wrapped	1/2"	16'	1-1/2 lbs.



* Fire retardant Duracore backer board has a Class A Fire Rating per ASTM E84 as follows – Flame Spread 25, Smoke Developed 20

Fabriccork: Color Options

COLORS ARE REPRODUCED WITH REASONABLE ACCURACY. IF MATCH IS CRITICAL, CALL OR WRITE FOR SAMPLES.




KV216
ECRU



KV230
OYSTER




KV233
DRIFTWOOD



KV237
CURRY




KV241
WHEAT STRAW



KL404
DORSET




KL412
ANCESTRAL




KL483
DOWNING STONE



KL490
RECTORY




KL498
WINTHROPE




KE510
RUNWAY




KE522
INNOCENT




KE584
POWER



KE591
COUNSELOR




KE592
GENTLEMAN GREY




KB278
PACIFIC




KB290
STERLING



KB661
DAWN




KB662
GRAY



KB664
ANTIQUÉ

Designer Fabric Bulletin Board


- Designer Fabrics (Guilford® FR701 Pattern) provide tack surfaces with classic appeal
- Offered in laminated panel form, fabric with cork underlay, or as fabric only
- Designer Fabrics are durable, colorfast, easy to clean and sustainable
- Made from 100% recycled polyester, Designer Fabric meets ASTM-E84 Flame Tunnel Test Class "A" Rating



NUMBER	DESCRIPTION	MAX. LENGTH	WEIGHT SQ. FT.
3100	Fabric on cork underlay		
3100A	Cut to Size – Less than 200 sq. ft.	16'	1/2 lb.
3100B	Cut to Size – 200 sq. ft. or more	16'	1/2 lb.
3101	Fabric on underlay on Duracore-1/2" O.A.	12'	1-1/8 lbs.
3101EW	Fabric on underlay on Duracore w/edges wrapped	12'	1-1/8 lbs.
3102	Fabric on cork underlay on 1/4" hardboard – 1/2" O.A.	16'	1-1/2 lbs.
3102EW	Fabric on cork underlay on 1/4" hardboard with edges wrapped – 1/2" O.A.	16'	1-1/2 lbs.
3103	Fabric on duracore (not fire retardant)	12'	1 lb.
3103EW	Fabric on duracore (not fire retardant) with edges wrapped	12'	1 lb.
3104	Fabric on 7/16" fire retardant Duracore	12'	1 lb.
3104EW	Fabric on 7/16" fire retardant Duracore with edges wrapped	12'	1 lb.
3106	Full Rolls – Designer Fabric only	165'	1/8 lb.
3106A	Cut to Size – Designer Fabric only	165'	1/8 lb.


Designer Series: Color Options

COLORS ARE REPRODUCED WITH REASONABLE ACCURACY. IF MATCH IS CRITICAL, CALL OR WRITE FOR SAMPLES.



Hook-Fab Bulletin Boards

- Hook-and-loop compatible non-woven fabric made from 100% nylon with polyester foam core and nylon tricot backing
- Low-maintenance, stain resistant surface is easily cut to size and can be used with hook-and-loop fasteners, tacks or push pins
- Offered in laminated panel form, fabric with cork underlay or fabric only



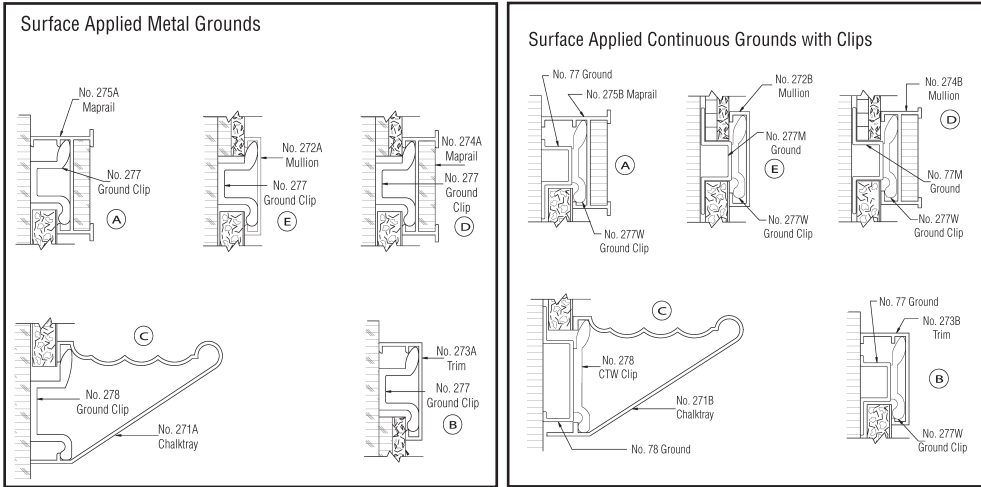
NUMBER	DESCRIPTION	MAX LENGTH	WEIGHT SQ. FT.
930	Fabric on cork underlay		
930A	Cut to Size – Less than 200 sq. ft.	16'	1/2 lb.
930B	Cut to Size – 200 sq. ft. or more	16'	1/2 lb.
934	Fabric on cork underlay on hardboard	16'	1-1/2 lbs.
934EW	934 with edges wrapped	16'	1-1/2 lbs.
935	Fabric on fire retardant Duracore	12'	1 lb.
935EW	935 with edges wrapped	12'	1 lb.
936	Hook-Fab fabric only – 55" wide	120'	1/16 lb.
937	Fabric on Duracore	12'	1 lb.
937EW	Fabric on Duracore With Edges Wrapped	12'	1 lb.

HOOKTAPE

923 Self gripping Hooktape, pre-glued, pressure-sensitive back, available in 1" x 7' long rolls

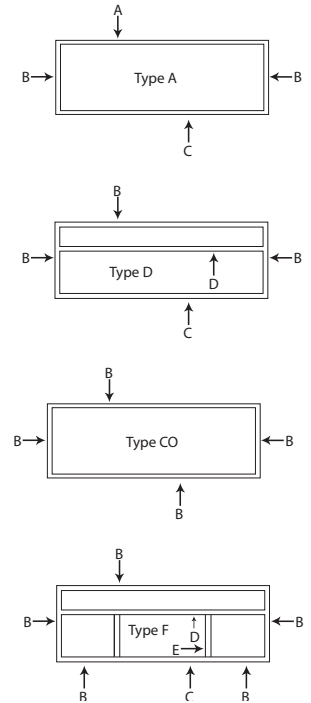


Snap-On Aluminum Trim Detail

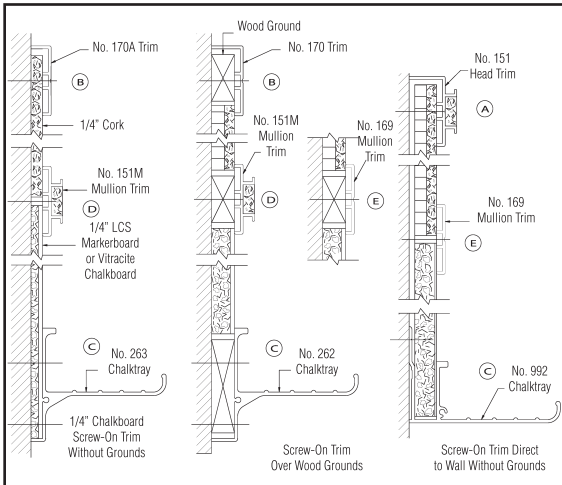


The most versatile of the field assembled trims, snap-on trim, with its wide face and no visible fasteners, adjusts to job conditions and joins in a neat, precision fit.

Trim Elevations



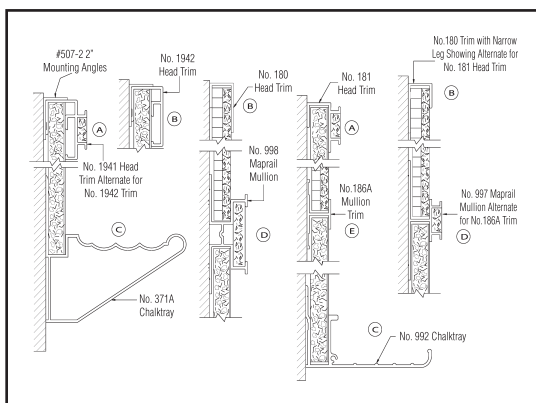
Screw-On Aluminum Trim Detail



Screw-on aluminum trim, with exposed fasteners, is noted for ease of installation.

Snap-On, Screw-On, and Slip-On aluminum trim is typically furnished in stock lengths to be cut to size and applied in the field.

Slip-On Aluminum Trim Detail



The narrow face of slip-on trim gives it a clean, low-profile appearance.

Divider Bars, Channel Trim & Angle Trim

Divider Bars

Number	Opening	Face	Stock Lengths
803	1/4"	1/2"	12'6"
803A	1/2"	1/2"	12'6"
803F	1/2"	1"	12'6" and 17'0"

Divider bars weigh approximately 1/4 lb. per lin. ft. Shipped by motor freight. Use freight class 85.

Channel Trim

Number	Opening	Face	Stock Lengths
804	1/4"	1/2"	17'0"
1067	1/2"	5/8"	12'6" and 17'0"

Channel trim weighs approximately 1/4 lb. per lin. ft. 8'0" and 8'6" lengths can ship UPS or Fed Ex Ground. Balance of lengths will be shipped motor freight. Use freight class 85.

Angle Trim

Number	Description	Stock Lengths
160	1" x 1" x 1/16" angle trim	12'6"
161	1" x 1/2" x 1/16" angle trim	12'6"
162	1" x 1" x 1/8" angle trim	12'6"

No. 160 and No. 161 angle trim weighs approx. 1/4 lb. per lin. ft. No. 162 weighs 1/3 lb.

Angle trim is shipped by motor freight. Use freight class 85.

Horizontal Sliding Units

Horizontal Sliding Units are custom-built to meet custom needs, providing optimum display surfaces within easy reach for teaching, conferences and training.


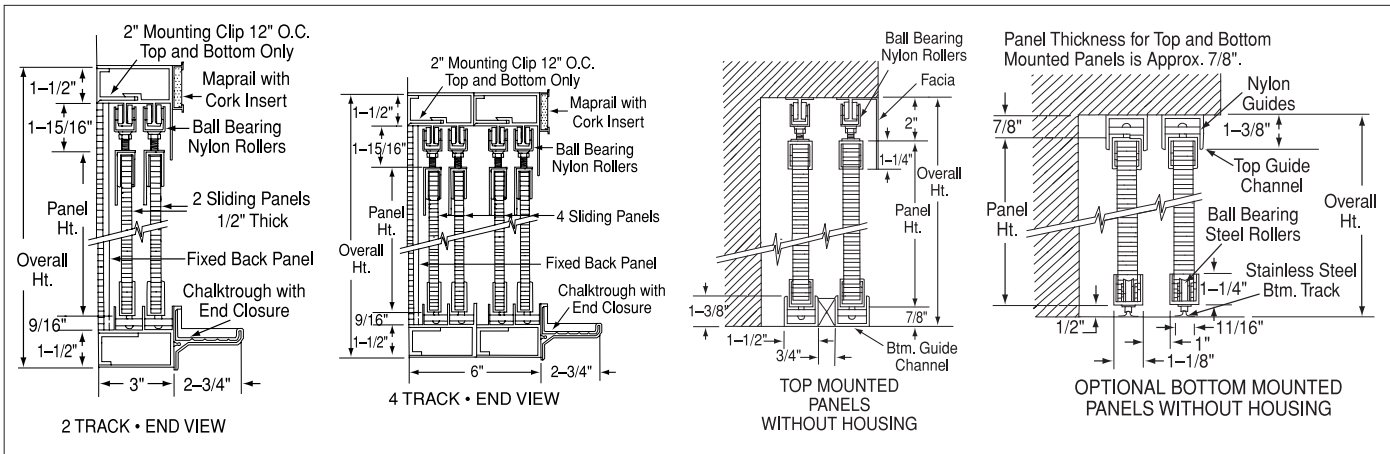
- Heavy-duty aluminum housing with satin anodize finish
- Sliding panels are top-suspended and glide easily over aluminum track on molded nylon rollers
- Nylon ball bearing rollers at top of unit and nylon guide rollers at bottom eliminate vibration and provide smooth, quiet operation
- Fixed back panel with 2, 3 or 4 sliding panels on 2, 3, or 4 tracks, offered in sizes up to 4' x 24'
- Sliding panels and back panel can be LCS markerboard or porcelain chalkboard, or Claridge Cork, Fabriccork, Designer Fabric or Tan Nucork tackboard, Projection screen, or COM fabrics
- Component parts (sliding panels with track, guide channel, and hardware, but no housing) available




Horizontal Sliding Units

Number	Size (H x W)	Number	Size (H x W)
HS46	4' x 6'	HS414	4' x 14'
HS48	4' x 8'	HS416	4' x 16'
HS410	4' x 10'	HS420	4' x 20'
HS412	4' x 12'	HS424	4' x 24'

2-track units weigh approx. 6-1/2 lbs. per sq. ft.;
4-track units weigh 11-1/2 lbs. per sq. ft.



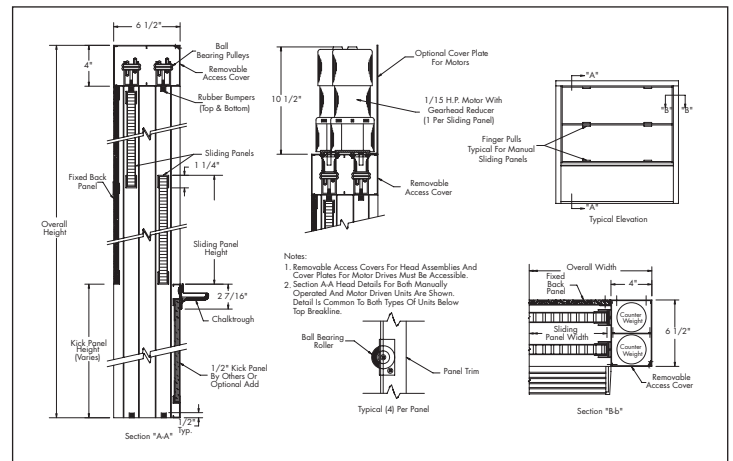
Custom Slider Conceals Flat Screen or LED Monitor



Vertical Sliding Units

Vertical Sliding Units offer ideal visual communication solutions where large visual display surfaces are required but space is limited.

- Heavy-duty aluminum housing, trim and panel edging are extruded aluminum with satin anodize finish
- Manually or Motor Operated Units
- Floor and wall mounted (panels on wall mounted units slide from sill or tray to top of unit; panels on floor mounted units slide from floor to top of unit)
- Balanced, lightweight panel construction provides needed rigidity and eliminates to and fro movement when panels are in use
- One, two or three 7/8" thick sliding panels (2-panel housing is 6-1/2" deep; face is 4")
- Back panel and sliding panels can be LCS markerboard or porcelain chalkboard, or Claridge Cork, Fabricork, Designer Fabric or Tan Nucork tackboard, Projection screen, or COM fabrics



Manually Operated

	Floor Mounted	Wall Mounted		Motor Operated
	Number	High-Long	Number	High-Long
	410CS	10' x 4'	48CSW	8' x 4'
	510CS	10' x 5'	58CSW	8' x 5'
	610CS	10' x 6'	68CSW	8' x 6'
	810CS	10' x 8'	88CSW	8' x 8'
	1010CS	10' x 10'	108CSW	8' x 10'
	1210CS	10' x 12'	128CSW	8' x 12'
	1410CS	10' x 14'	148CSW	8' x 14'
	1610CS	10' x 16'	168CSW	8' x 16'
				410MO
				510MO
				610MO
				810MO
				1010MO
				1210MO
				1410MO
				1610MO

Optional Kick Panel and optional Wireless remote control. Approved shop drawings required. Freight class 70.

Custom Executive Concealment Panel



Marker Walls

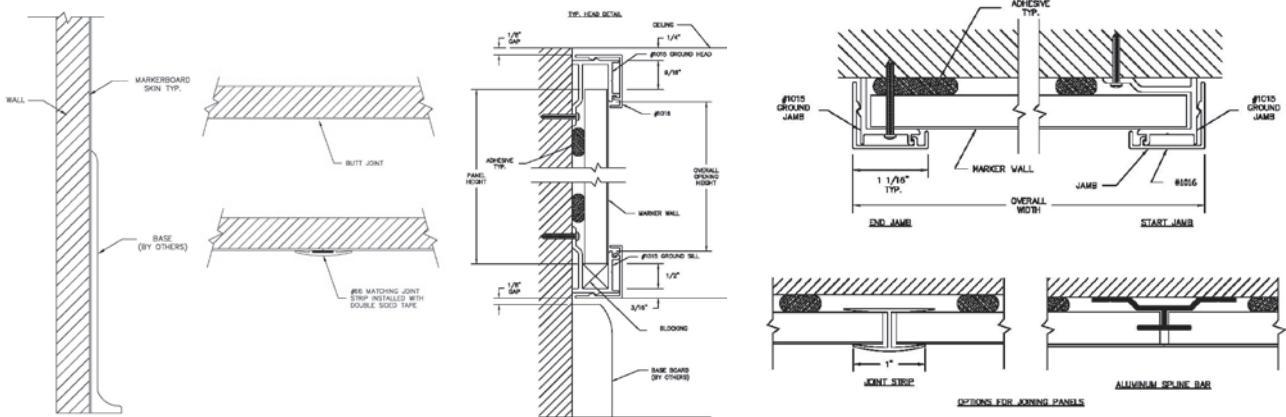
Marker Walls offer a room-size presentation surface designed for heavy use and multiple-format presentations.

- Cover an entire wall, floor-to-ceiling
- Utilize all available space
- Panels butt together for a continuous writing surface
- Low-gloss surface can be used for projection

When laminated panels are required, LCS, mounted on 7/16" MDF, has matched joints and can be joined with steel spline joints for smooth alignment. For a more finished look use No. 1016 perimeter trim.



Marker Wall Detail



Tack Walls

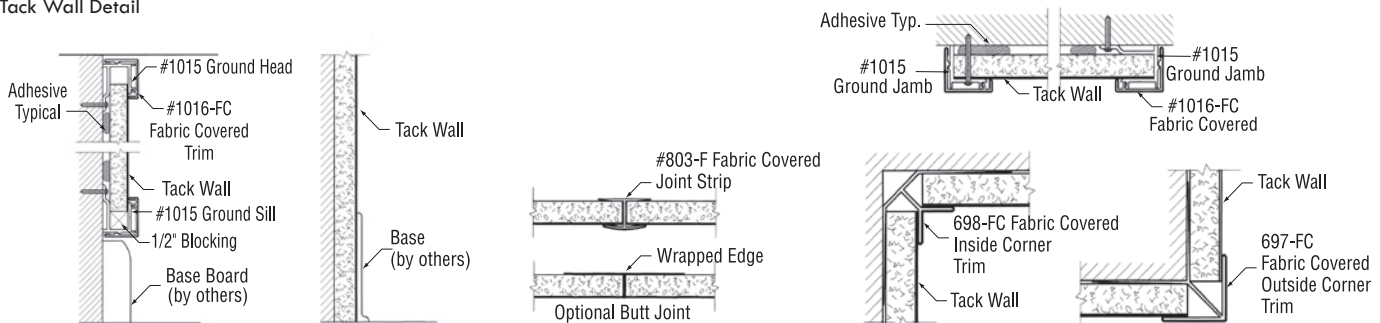
Edge-wrapped panels of either Fabricork or Designer Fabric butt together to cover an entire wall or work space, floor-to-ceiling.

- Choose from Fabricork and Designer Fabric colors
- Ideal for offices, board rooms, conference rooms, etc.
- Edge-wrapped panels can be custom-made to fit existing walls

Where trim is required, fabric covered H-bars, fabric covered trim and fabric covered inside and outside corners are also available.



Tack Wall Detail





2041 Contemporary Cabinet



Note: 3'x2' cabinet has one door; 3'x4' through 4'x6' have two; and 4'x8' through 4'x12' have three.

Weatherproofed Contemporary Cabinet

Contemporary Series Bulletin Board Cabinet

Features:

- 1-1/2" x 3" rectangular aluminum perimeter trim, satin anodize finish; inside depth 1-3/4"
- Tackable back panels can be Claridge cork, Fabricork, Designer Fabric, Hook-Fab or Tan Nucork (grooved directory back panels optional)
- 3/16" tempered glass doors with flat key tumbler locks
- Hinged door cabinets have continuous piano hinges; sliding door units, ground-in finger pulls
- Surface mounted units equipped with Z-bar hangers
- Available with header panel

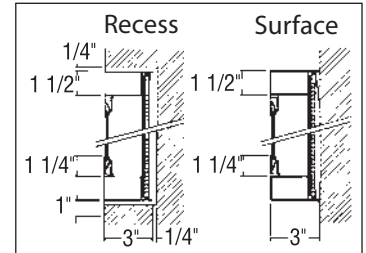
Options:

- Light
- Weatherproofing (hinged door only)
- Recessed installation
- Medium or dark bronze anodize or powder coat finish

Contemporary Cabinets

Number	Size (H x W)	Weight Lbs.
2035	3'x 2'	42
2041	3' x 4'	72
2040	4' x 4'	96
2044	4' x 6'	144
2046	4' x 8'	256
2048	4' x 10'	320
2050	4' x 12'	384

Intermediate sizes available.



Large Contemporary Series Bulletin Board Cabinet

Features:

- Heavy-gauge rectangular aluminum, satin anodize finish
- Tempered glass doors hung on piano hinges, flat key tumbler locks
- Mitered corners reinforced for rigidity
- Tackable back panels in Claridge Cork, Fabricork, Hook-Fab, Designer Fabric or Tan Nucork
- Angle hangers furnished - top and bottom
- 3" housing - 1-3/4" I.D.; 4" - 2-3/4" I.D.

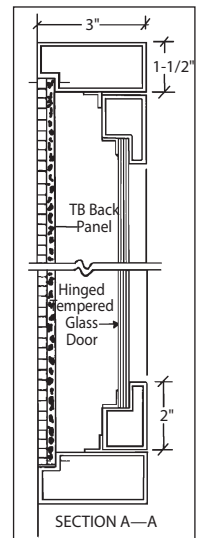
Options:

- 1-1/2" x 3" or 1-3/4" x 4" housing
- Surface or Recess installation
- Light (4" cabinets only)
- Med. or Dk. Bronze Anodize; Powder Coat Finish

Number	Size (H x W)	Weight Lbs.
2153	5' x 3'	180
2156	5' x 6'	300
2164	6' x 4'	250
2168	6' x 8'	500

Note: 3' and 4' widths have one door; 6' and 8' cabinets have two.

Specify depth - 3" or 4", recess or surface installation (if recess installation, provide finished opening measurements), and type and color for back panel.



Imperial Series Bulletin and Directory Board Cabinet

Features:

- Heavy-gauge satin anodize aluminum; Z-bar hangers
- 3/16" tempered sliding glass doors; tumbler lock
- Claridge Cork, Fabricork, Designer Fabric, Hook-Fab and Tan Nucork tackable panels; Felt or Vinyl directory panels
- 3-1/4" O.A.; inside depth is 1-1/2"
- 6" Translucent plexiglas header panel

Options:

Options:	With Header	Without Header	Size (H x W)	Weight Lbs.
	Number	Number		
• Medium or Dark Bronze anodize, or Powder Coat finish	300	294	36" x 48"	80
	302	296	36" x 72"	120
• Light	303	297	48" x 60"	135
	304	298	48" x 72"	160



No. 310 Bulletin Board Cabinet

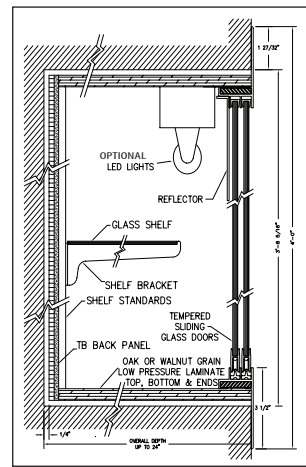
Features:

- Quality construction; neatly mitered corners
- Natural or Medium Oak finish; Mahogany, Cherry and Maple finishes optional
- Claridge Cork, Fabricork, Designer Fabric or Hook-Fab (Grooved felt and vinyl directory panels optional)
- 3-1/4" perimeter; inside depth is 1-1/4"
- Sliding glass door shoe, channel and track are heavy-gauge extruded aluminum, bronze finish
- Z-bar hangers
- Lights are optional



Bulletin Board Number	Size (H x W)	Weight Lbs.
310	36" x 48"	78
310A	36" x 60"	98
310B	36" x 72"	118
310C	48" x 60"	130
310D	48" x 72"	156

Freight class 100.



370 Recessed Display Case

Features:

- Display case fronts are built using satin anodize aluminum
- Tackable back panels in Claridge Cork, Fabricork, Designer Fabric and Hook-Fab, or oak or walnut grain low pressure laminate
- 3/16" tempered glass sliding doors with lock and key
- Three 6-, 8-, 10-, or 12-inch wide glass shelves with standards and brackets

Options:

- Wood box – specify depth – up to 24" (16" furnished if depth not specified) and finish – oak or walnut grain low-pressure laminate
- Lights
- Medium or Dark Bronze anodize or Powder Coat finish in lieu of satin anodize
- Hinged doors in lieu of sliding
- Radius front design optional

Sliding Door Number	Hinged Door Number	# of doors	Size H-W	Weight* Lbs.
372	372H	1 pair	4' x 4'	135
373	373H	1 pair	4' x 6'	204
374	374H	2 pair	4' x 8'	272
375	375H	2 pair	4' x 10'	340
376	376H	3 pair	4' x 12'	408
378	378H	3 pair	4' x 16'	544

*For weight of unit with wood box, add approx. 5 lbs. per sq. ft. for OA case size to weight shown. Freight Class 125.

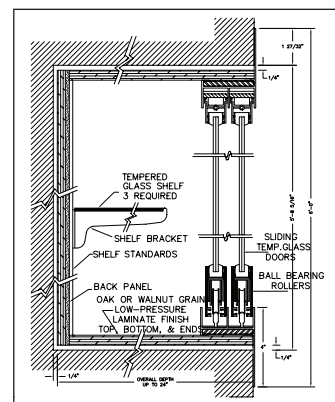
Masonry opening size for 370 and 390 cases is 3-11/16" smaller in both height and width than O.A. case size.



390 Large Door Recessed Display Case

Features:

- Super-heavy satin anodized aluminum frame; 4" face; corners mitered for rigidity
- Tackable back panels in Claridge Cork, Fabricork, Designer Fabric and Hook-Fab
- 1/4" tempered glass sliding doors with lock and key – similar to patio doors
- Three 6-, 8-, 10-, or 12-inch wide glass shelves with standards and brackets



Options:

- Wood Box – specify depth – up to 24", is 1/2" thick oak or walnut grain low pressure laminate
- Lights
- Medium or Dark Bronze anodize or Powder Coat finish in lieu of satin anodize
- Standard sizes shown; cases can be constructed in virtually any size required

Number	# of doors	Size H-W	Shipping* Weight
394	2 pair	6' x 6'	360 lbs.
395	2 pair	6' x 8'	480 lbs.
396	3 pair	6' x 10'	600 lbs.
397	3 pair	6' x 12'	720 lbs.
398	4 pair	6' x 14'	840 lbs.
399	4 pair	6' x 16'	960 lbs.

*For weight of unit with wood box, add approx. 5 lbs. per sq. ft. for OA case size to weight shown. Freight Class 125.



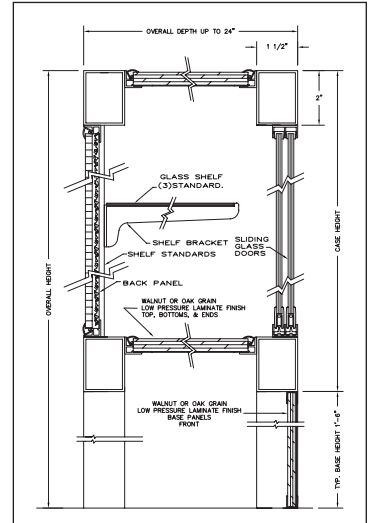
Premiere Freestanding Display Cases

Features:

- Constructed in one continuous piece, Premiere cases do not require wall support
- Tackable back panels in Claridge Cork, Fabricork, Designer Fabric, Hook-Fab, and Tan Nucork. See pages 6-8 for color selections. Back panels also available in walnut or oak grain low pressure laminate.
- Frame is heavy-gauge satin anodize aluminum; inside depth is 13-3/4"
- Oak or walnut grain low pressure laminate base and aluminum legs are 18" high
- 3/16" tempered glass sliding doors with locks and keys, and three 6-, 8-, 10- or 12-inch wide adjustable glass shelves
- Floor leveling glides included

Options:

- Medium or Dark Bronze Anodize or Powder Coat Finish
- Lights
- Intermediate Sizes



Alum Legs	Wood Base	# of Doors	Size	Weight
456	470	1 pair	5'6" x 4' x 1'4"	320 lbs.
457	471	1 pair	5'6" x 5' x 1'4"	400 lbs.
458	472	1 pair	5'6" x 6' x 1'4"	480 lbs.
463	474	2 pairs	5'6" x 8' x 1'4"	640 lbs.
465	475	2 pairs	5'6" x 10' x 1'4"	800 lbs.
467	476	3 pairs	5'6" x 12' x 1'4"	960 lbs.
469	478	3 pairs	5'6" x 16' x 1'4"	1280 lbs.



Premiere Wall Mounted Display Cases

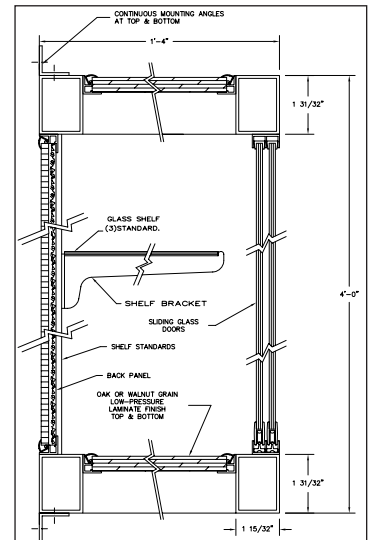
Features:

- Constructed of heavy-gauge satin anodize aluminum
- Inside depth is 13-3/4"
- Tackable back panels in Claridge Cork, Fabricork, Designer Fabric, Hook-Fab, and Tan Nucork. See pages 6-8 for color selections. Back panels also available in walnut or oak grain low pressure laminate.
- 3/16" tempered glass sliding doors with locks and keys, and three 6-, 8-, 10- or 12-inch wide adjustable glass shelves
- Angle hangers

Options:

- Intermediate sizes available
- Optional lights
- Medium or Dark Bronze anodize in lieu of satin anodize
- Powder Coat finish in lieu of satin anodize

Note: Specify shelf width, frame finish and type and color of back panel.



NUMBER	# OF DOORS	SIZE	WEIGHT
481	1 pair	5'6" x 4' x 1'4"	320 lbs.
482	1 pair	5'6" x 5' x 1'4"	400 lbs.
483	1 pair	5'6" x 6' x 1'4"	480 lbs.
484	2 pairs	5'6" x 8' x 1'4"	640 lbs.
485	2 pairs	5'6" x 10' x 1'4"	800 lbs.
486	3 pairs	5'6" x 12' x 1'4"	960 lbs.
488	3 pairs	5'6" x 16' x 1'4"	1280 lbs.

Specification Information

10 11 00/CLC

GENERAL

DESCRIPTION OF WORK

Section Includes:

1. Porcelain enamel chalkboards
2. Porcelain enamel markerboards
3. Tackboards and accessories

Related Sections:

1. Marker Walls and Tack Walls
2. Vertical and Horizontal Sliding Units
3. Glass Markerboards
4. Interactive Markerboards
5. Directories
6. Display Casework

REFERENCED STANDARDS

- A. ASTM-E 84
- B. ASTM B221
- C. PEI-1002

SUBMITTALS

- A. Shop Drawings: Provide shop drawings for each type of visual display board required.
- B. Product Data: Provide technical data for materials specified. Include Material Safety Data Sheets, when applicable.
- C. Samples:
 1. Manufacturer's color charts
 2. Composition samples of face, core, backing material and trim to illustrate finish, color and texture.

OPERATION & MAINTENANCE

Include data on regular cleaning, stain removal, and precautions

REGULATORY REQUIREMENTS

Conform to applicable code for flame/smoke rating in tackboards in accordance with ASTM-E 84.

QUALITY ASSURANCE

Provide items in this section as manufactured by: Claridge Products and Equipment, Inc. LCS porcelain writing surface is GREENGUARD and GREENGUARD GOLD certified.

FIELD CONDITIONS

Field measure prior to preparation of shop drawings and fabrication to ensure proper fit.

WARRANTY

Submit "Life of the Building" warranty, stating that under normal usage and maintenance, and when installed in accordance with manufacturer's instructions and recommendations, Claridge porcelain enamel steel chalkboard and markerboard writing surfaces are guaranteed for the life of the building. Guarantee covers replacement of defective boards but does not include removal or reinstallation cost.

PRODUCTS

MANUFACTURERS

Visual display boards - chalkboards, markerboards, and tackboards - as manufactured by: Claridge Products & Equipment, Inc., Harrison, Arkansas 72602

MATERIALS

- A. All visual display boards shall be Series ____ (architect to select from Series 1, 3, 4, 5, 8 or 185) factory laminated and factory framed chalkboards, markerboards or tackboards.
- B. Porcelain enamel Markerboards/ Chalkboards: All porcelain enamel markerboards and chalkboards shall be manufactured in accordance with the Porcelain Enamel Institute's specifications. The steel surface is pre-cleaned to ensure complete bond between the steel and the porcelain surface.
 1. LCS³ Markerboard and Porcelain Chalkboard: Made from cold-rolled steel, during a 3-coat process both steel surfaces receive a ground coat of porcelain enamel. Then, a color cover coat of porcelain is applied to one surface of the ground coat and is fusion bonded to the steel substrate at temperature necessary to reduce steel and porcelain stresses.
 - a. Face Sheet: LCS³ or Porcelain Chalkboard

- b. Core Material: 7/16" Medium Density Fiberboard (MDF)
 - c. Backing: Moisture barrier back
2. Laminations: Shall be hot-type neoprene contact adhesive applied to both surfaces automatically. Each substrate to have minimum of 80% covering with 1.5-2.0 dry mils of adhesive. Panel components shall have uniform pressure applied mechanically over entire area. Laminations shall be made by face sheet manufacturer.
 3. Sizes: Standard height is 4 feet (5' steel optional.) Porcelain markerboards and chalkboards shall be available in single piece lengths up to 16 feet.
- C. Tackboards: Architect to select from tackboards composed of 1/4" thick self-healing, burlap backed Claridge cork; Fabricork vinyl fabric on cork underlay; Hook-Fab fabric on cork underlay; Designer polyester fabric on cork underlay; or 1/4" Tan Nucork, all on 1/4" hardboard backing.
 - D. Metal Trim and Accessories: Provide Series ____ aluminum extrusions as manufactured by Claridge Products and Equipment, Inc. Trim shall be heavy gauge extruded aluminum and shall meet or exceed ASTM B221 Alloy Standards. Finish to be etched and anodized satin finish standard. Color Anodized and Powder Coat Paint finished trim optional.

- Chalktray/Marker Tray: Standard continuous, solid type aluminum Chalk Tray/Marker Tray with ribbed section and injection molded end closures, or standard continuous hollow tray with injection molded end closures; metal end closures optional. Map Rail: Standard continuous 1" (2" optional) map rail with cork insert and end stops at the top of each chalkboard or markerboard, complete with the following accessories:
1. Map Hooks: Provide 2 map hooks for each map rail.
 2. Roller Brackets: Provide ____ per map rail.
 3. Flag Holder: Provide ____ per map rail.
- E. Colors: As selected from manufacturer's standard colors. Color charts on request.
 - F. Adhesive: As recommended by manufacturer.

FABRICATION

- A. Shop assembly: Provide factory assembled chalkboard, markerboard, and tackboard units, except where field assembled units are required.
 1. LCS³ Porcelain Enamel Steel Markerboards or Porcelain Enamel Steel Chalkboards
 - a. Face Sheet: Porcelain Enamel Steel
 - b. Core: 7/16" MDF
 - c. Backing: Moisture barrier back
 2. Claridge Cork Tackboards
 - a. Face Sheet: 1/4" cork
 - b. Binder: burlap
 - c. Backing: 1/4" hardboard

EXECUTION

PROJECT CONDITIONS

- A. Verify before installation that interior moisture and temperature approximate normal occupied conditions.
- B. Verify that wall surfaces are prepared and ready to receive boards.

INSTALLATION

- A. Deliver factory built units completely assembled in one piece without joints wherever possible. Where dimensions exceed panel size, provide 2 or more pieces of equal length as acceptable

at the factory, disassemble for delivery, and make final joints at the job site. Use H-bar at joints to maintain alignment.

- B. Follow manufacturer's instructions for storage and handling of units before installation.
- C. Install level and plumb, keeping perimeter trim straight in accordance with manufacturer's recommendations.

ADJUST AND CLEAN

- A. Verify that all required accessories are installed for each unit.
- B. At completion of work, clean

surfaces and trim in accordance with manufacturer's recommendations, leaving all materials ready for use.

See www.claridgeproducts.com for complete specifications and CAD library.