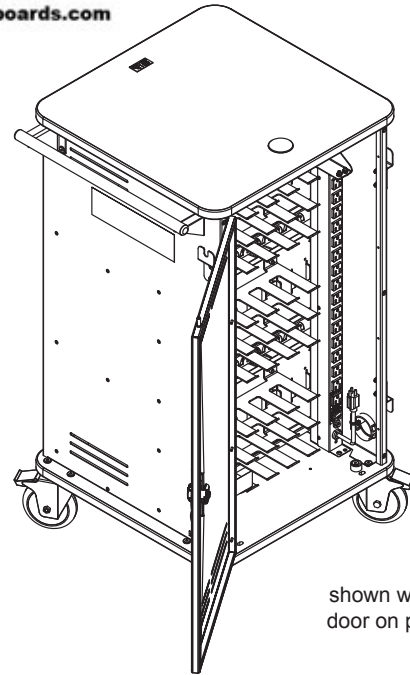
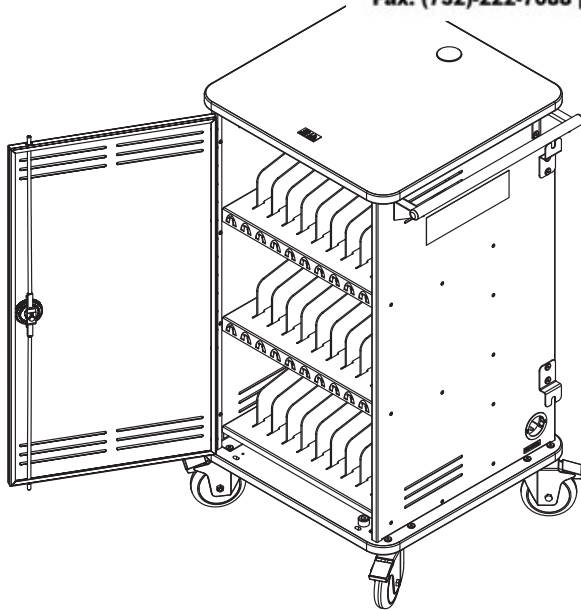


Technical Specifications



205 Westwood Ave, Long Branch, NJ 07740
 Phone: 866-94 BOARDS (26273) / (732)-222-1511
 Fax: (732)-222-7088 | E-mail: sales@touchboards.com

55465	with locking door on power-side
55466	with solid panel on power-side



shown with locking door on power-side

Do you feel like you have to settle with generic laptop charging carts for your Chromebook program? Spectrum's Cloud 32 Chromebook Cart is the first storage and charging cart designed specifically to keep your Chromebook investment safe and manageable.

Chromebook Care: Each bay is specifically sized for easy Chromebook handling. With a very small footprint and 5" shock-absorbing balloon wheels, transporting Chromebooks is easy and safe. And in the back of the Cloud 32, innovative decks hold each AC adapter to eliminate the excess heat caused from adapters being placed right next to each other. *Premier Cord Management:* The Cloud 32 is designed to have a charging plug located next to each bay. Built-in cable holders are easy to use and ensure that there is no extra slack to the Chromebook or to the AC adapter. Don't ground your Chromebook program by using a laptop cart. Be on Cloud 9 by storing and charging your Chromebooks with Spectrum's Cloud 32 Cart!

Features and Benefits

- Designed for storage and charging of up to 32 Chromebooks (or equivalent device) with easy-access to electrical power
- Durable plastic dividers and shelf padding protect Chromebooks from damage
- Ample clearance is provided for easy removal/insertion of Chromebooks
- Scratch and impact resistant 1 1/8" high-pressure laminate worksurface and base panel
- Double-bolt, keyed locking door(s) provide security and easy-access (doors can be flipped to be hinged from the left or right)
- Locking 3" swivel twin-wheel (TW) caster, or 5" balloon wheel (BW) versions available
- Compact 24" x 24" footprint saves valuable classroom space and allows cart to easily move between student desks
- Worksurface and bottom panel grommets keep wires and cords manageable
- Superior cord management system keeps charge cords organized above each storage slot.
- Innovative charge block mounting design provides best-in-industry ventilation and cooling while providing easy access and quick removal of chargers
- Includes 32, 12" Velcro strips standard
- Ventilated door and side panels keep equipment cool
- Two 16-outlet, 125V power units with 15-amp breaker and reset button
- Electrical system consists of UL-listed components
- External cord management brackets keep power cords organized
- One standard steel handle provides control when mobile
- Optional cycle timer provides switching between the cart's power units (For devices with higher amp draw)
- Warranted to be free of all defects in materials and workmanship with a 10-year warranty. Electrical system 1-year.

Base Options
BW - 5" Balloon Wheels TW - 3" Twin-Wheel casters

Options & Accessories
Page 8

Color Options

Standard laminate / color combinations

White Fiesta / Silver Sparkle (WFS)

Standard color combination refers to the quickest deliverable product color combination. Custom laminates and color combinations are available-additional lead-times and up-charges may apply. Call 1-800-235-1262 for further information.

Construction

- The worksurface, and base panel is constructed from 1 1/16" thick NAUF (No Added Urea Formaldehyde) composite board with .030 high-pressure laminate on one face, and a balancing phenolic backer on the opposing face
- 16-gauge steel side panels, and doors
- Worksurface edges are covered with 3mm vinyl
- All metal components are finished with a scratch-resistant powder coat epoxy
- Each Cloud 32 Chromebook Cart is factory-assembled with twin wheel casters or balloon wheels, packaged, and shipped on its own skid. *(Handle, and cord management brackets to be installed by customer).*

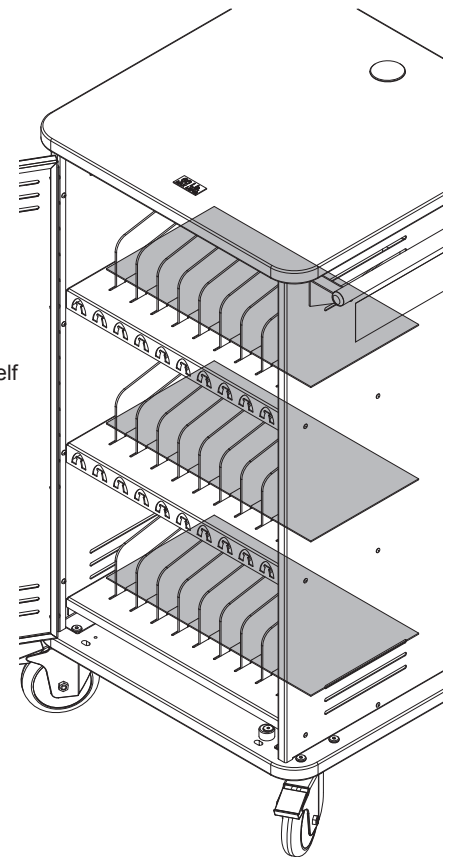
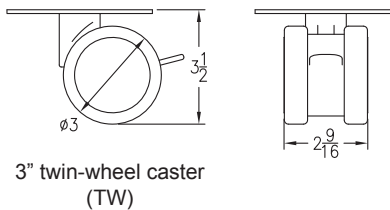
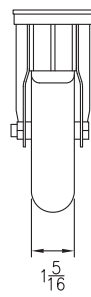
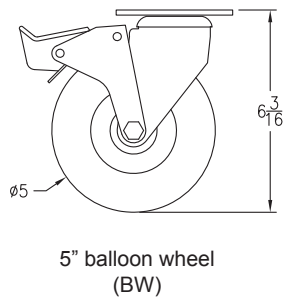
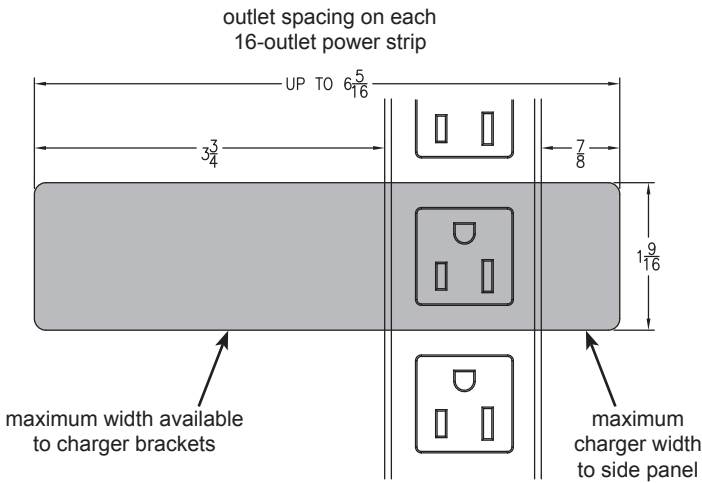
Specifications

Capacity	32 units
Storage slots	1 3/4"W x 13 3/4"D (13 1/2"D at slot directly behind door lock) x 10 1/2"H
Electrical	The Cloud 32 Chromebook Cart has two 16-outlet 12-amp, 125 volt, 60Hz power units, each containing a 15-amp breaker, on/off switch and a 12' nominal 14 AWG, 3-wire power cord. Outlets are separate from the Chromebooks and are accessible from the back of the unit via removable panel or locking door. A separate wall circuit is recommended for each power strip. UL listed components.
5" Balloon Wheels	weight capacity 325 lbs each
3" Twin-Wheel casters	weight capacity 165 lbs each
Optional cycle timer	12-amp, 120 volt, 60Hz with a 15-240 minute timer, 15', 14 AWG power cord, UL listed components
Unit weight (nominal)	163 lbs
Shipping weight (nominal)	203 lbs
Meets or exceeds applicable ANSI-BIFMA test standards	

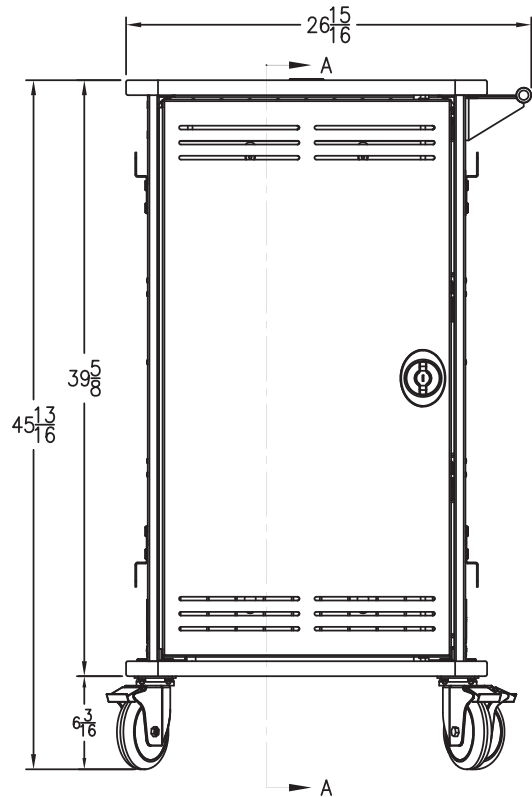
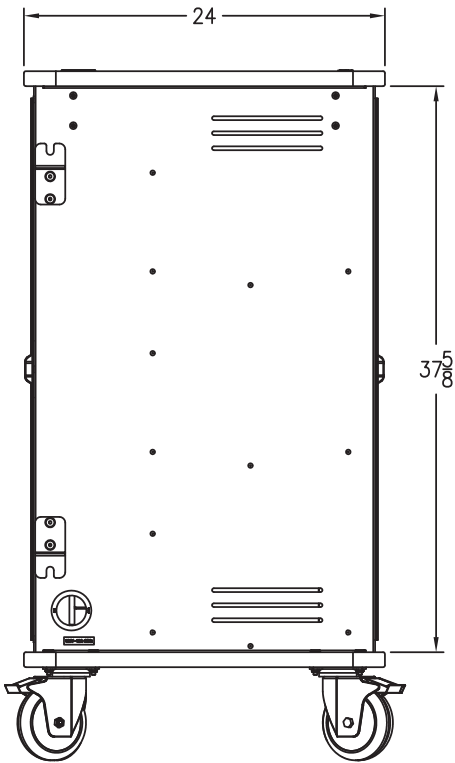
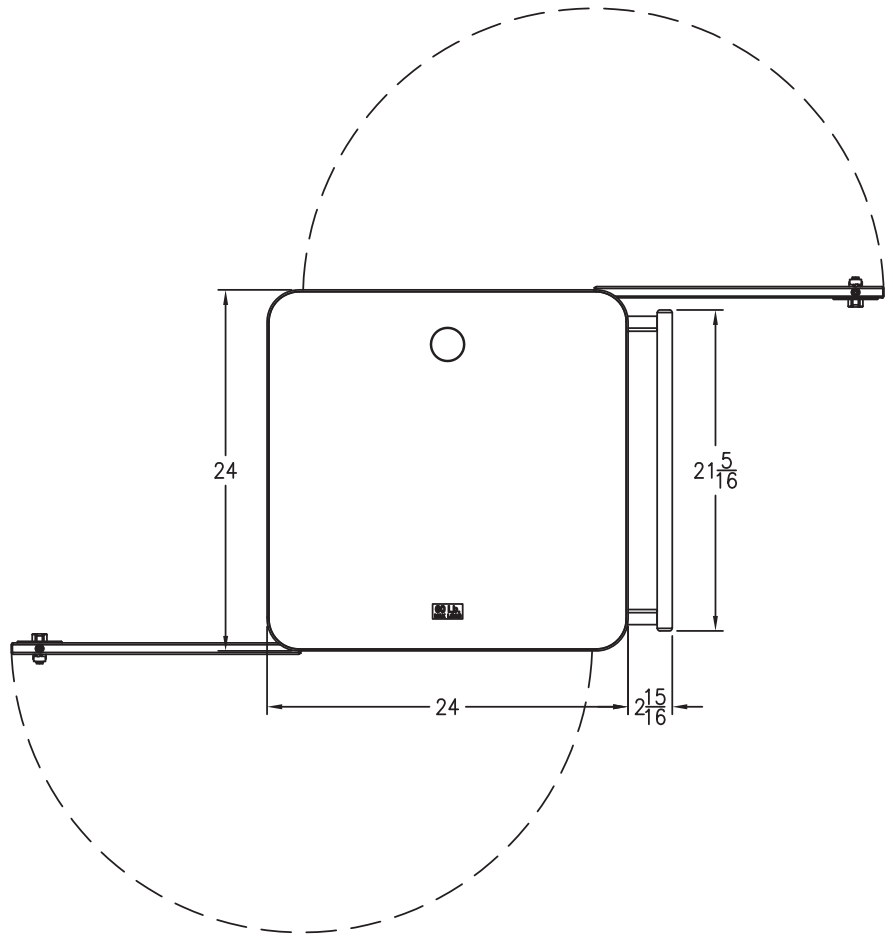
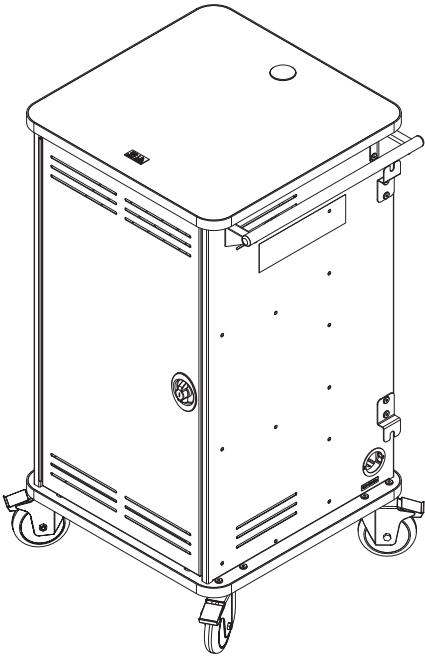
Specifications subject to change without notice

Included with cart:

- 1 - steel handle
- 9 - cord management brackets
- 32 - 12" x 3/4" Velcro® straps

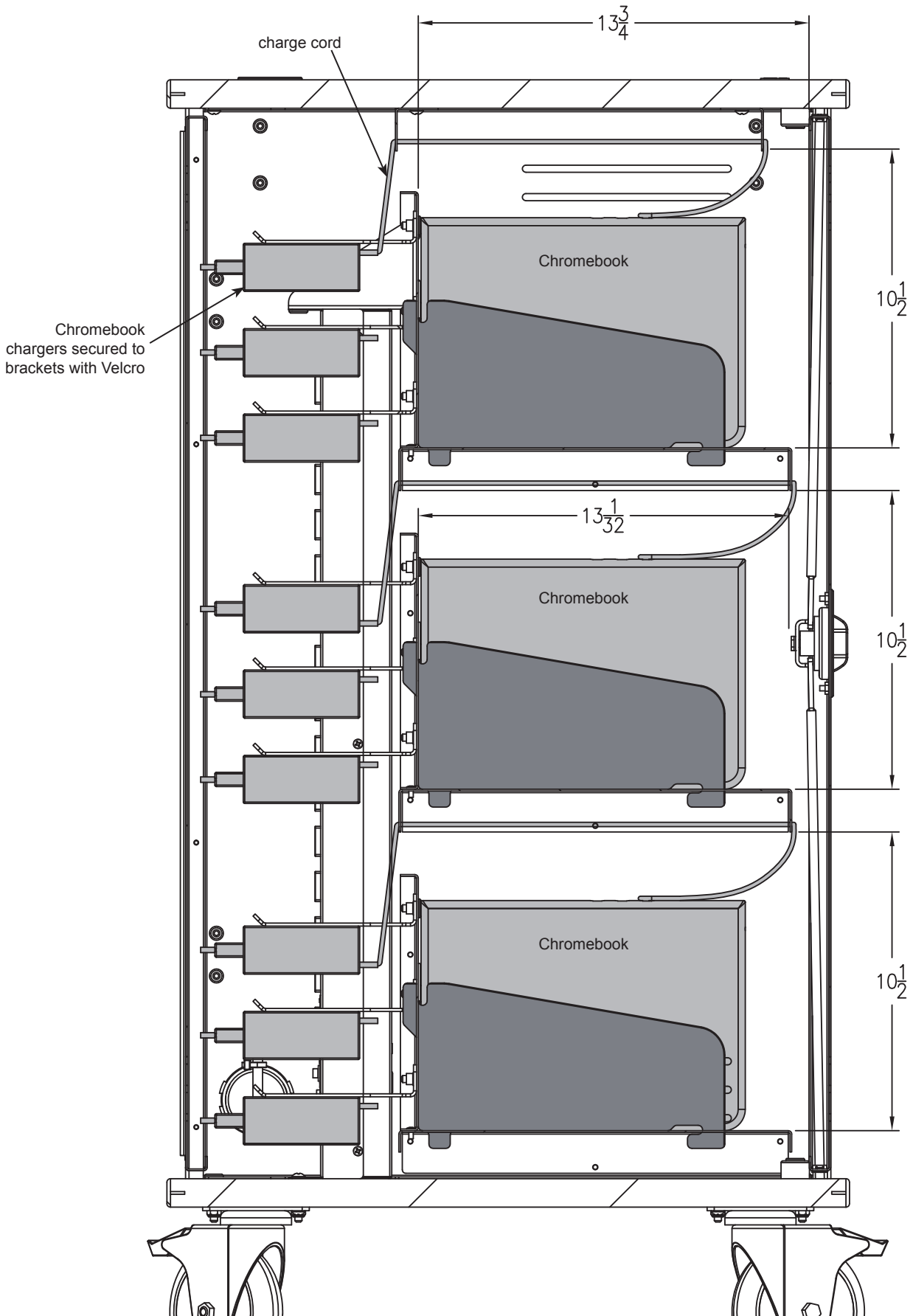


Cloud 32 Chromebook Cart



Note: Overall height shown with 5" balloon wheels.

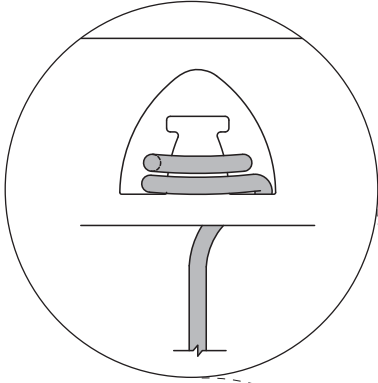
Cloud 32 Chromebook Cart
section view



Cloud 32 Chromebook Cart
cord management

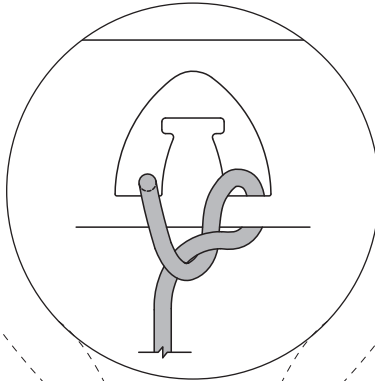
wiring option 1

Double wrap
easily removable



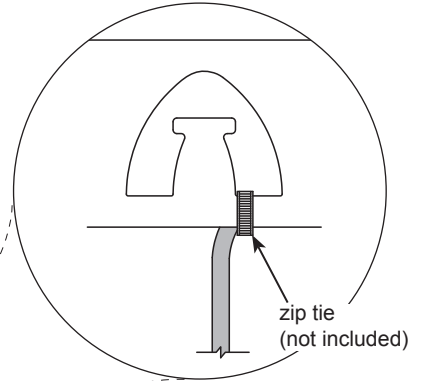
wiring option 2

Knot
semi-permanent

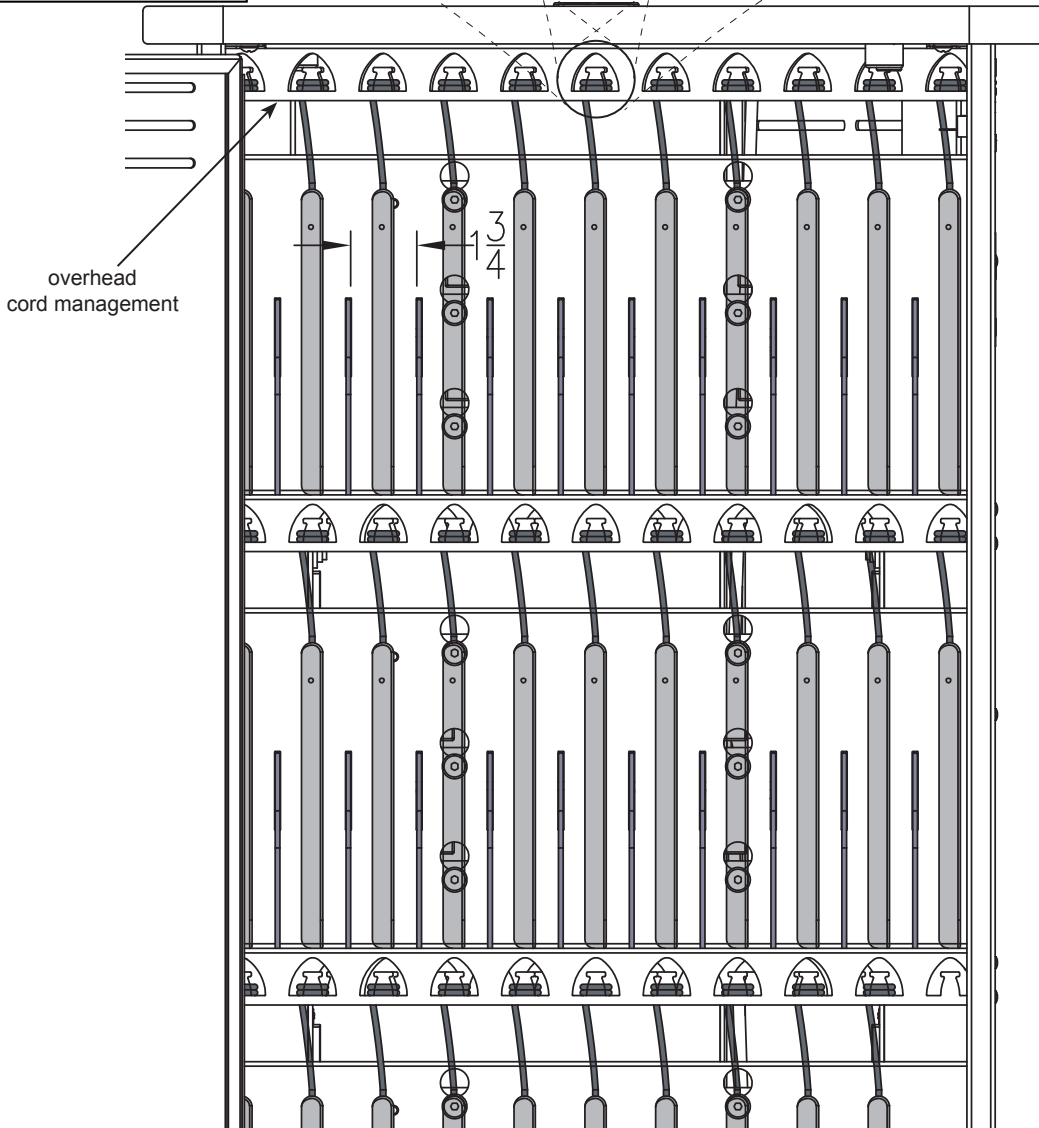


wiring option 3

Zip tie
permanent



Note: The double wrap option may not work with some cords with larger diameters and limited flexibility.

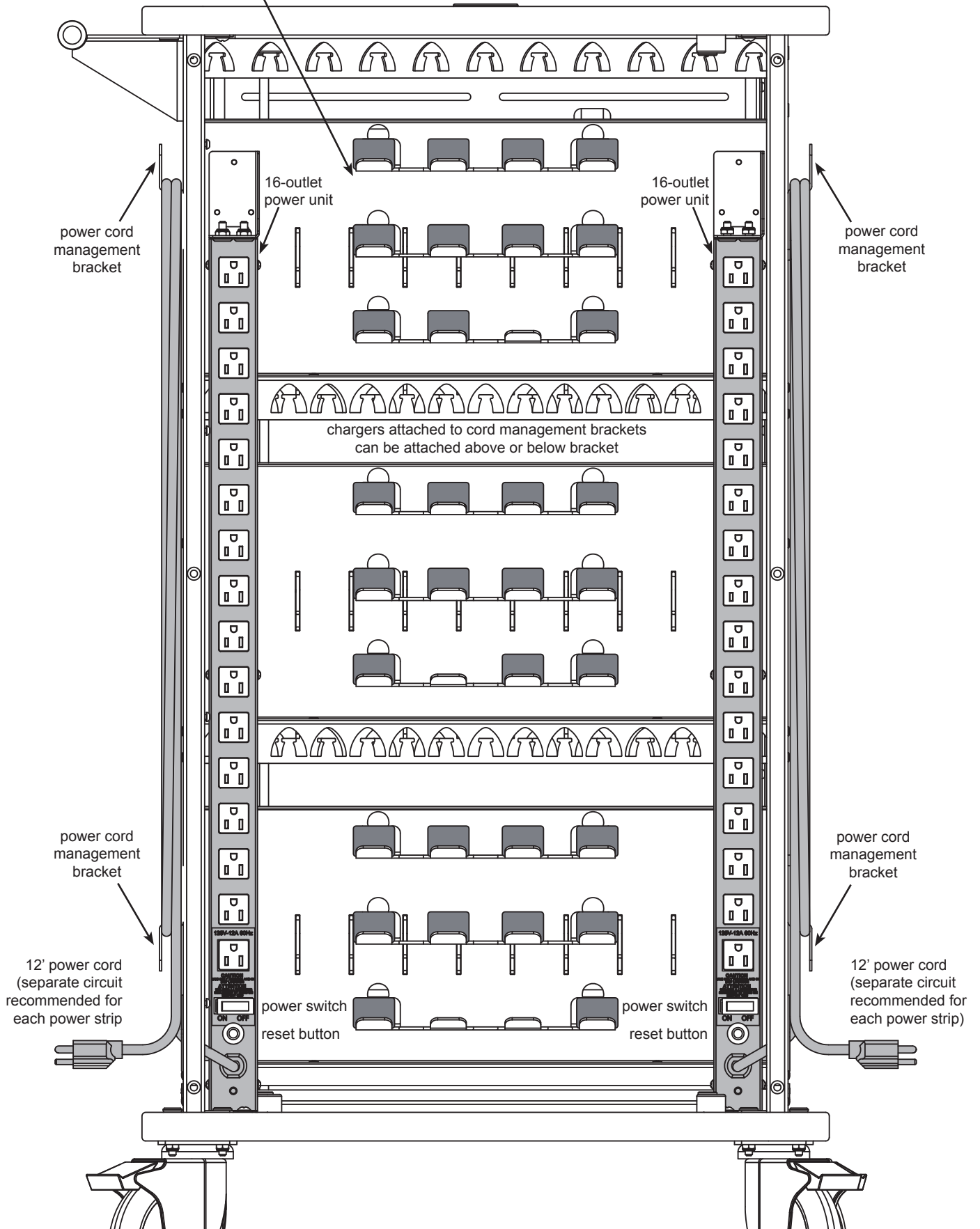


Student-Side View

Cord management wiring diagram power-side view

Note: Chargers can be attached above or below the cord management brackets. **Figure 4A-B** shows them attached below the brackets. When wiring a full cart of 32 Chromebooks, four bracket spaces will not be needed.

Chromebook chargers attached to cord management brackets



power cord management bracket

16-outlet power unit

16-outlet power unit

power cord management bracket

chargers attached to cord management brackets can be attached above or below bracket

power cord management bracket

12' power cord (separate circuit recommended for each power strip)

power switch reset button

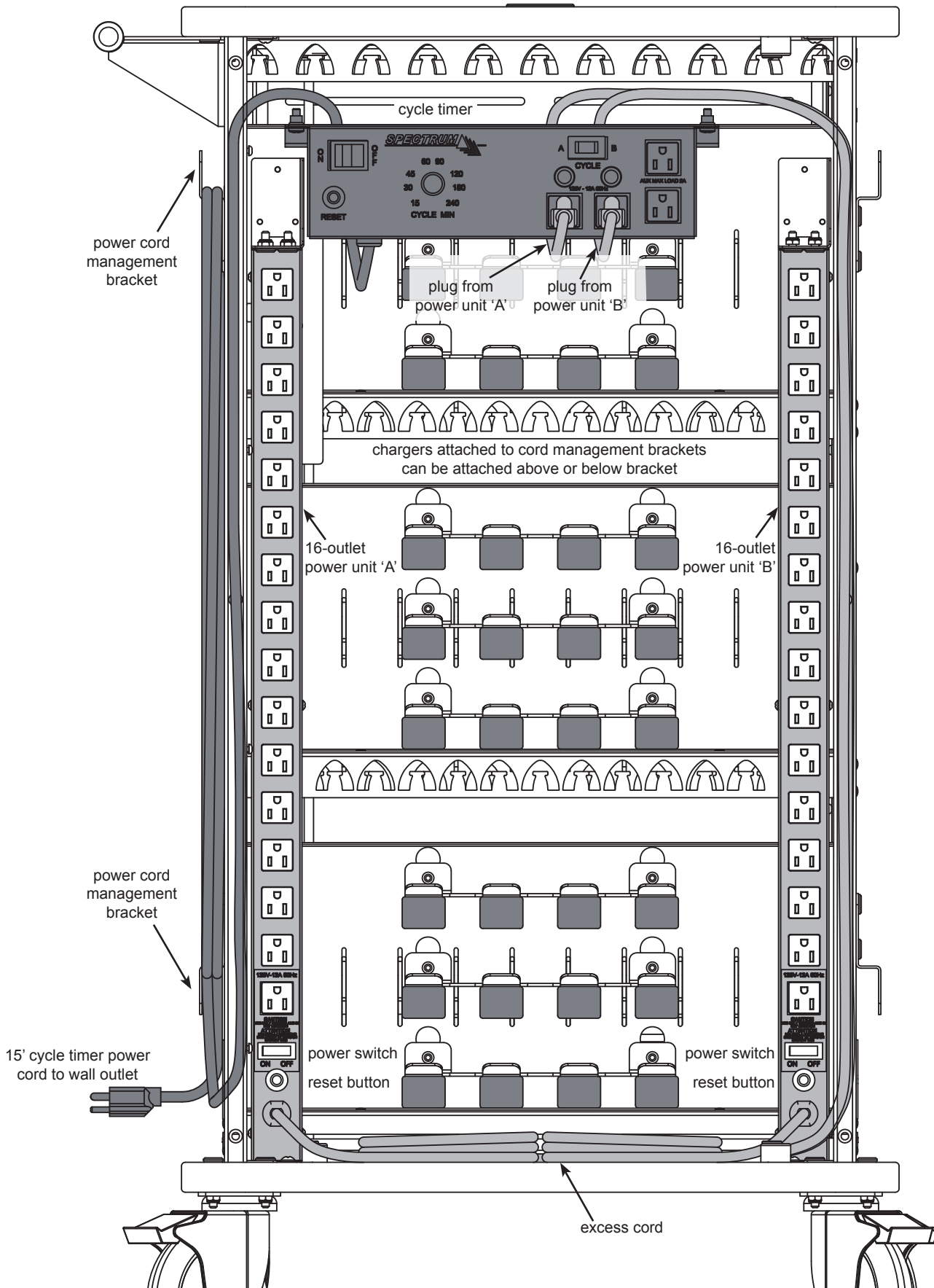
power switch reset button

power cord management bracket

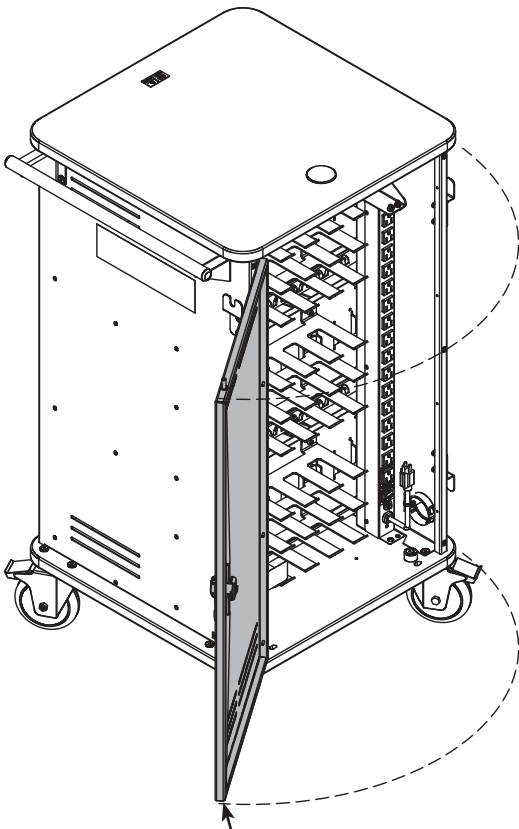
12' power cord (separate circuit recommended for each power strip)

Cord management with optional cycle timer wiring diagram power-side view

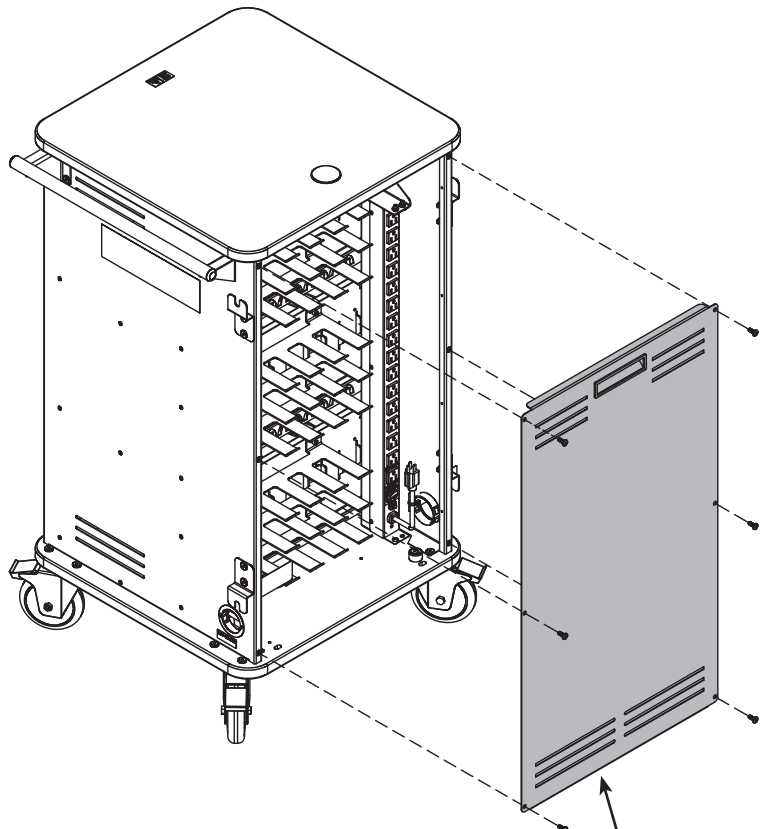
Note: The optional 55467 Cycle Timer can be added in the field to the cart but will not normally be required with Chromebooks with 40 watt or less charge blocks.



Power-side access




locking door on 55465
(swings open)



solid panel on 55466
(remove 6 screws to
take panel off)

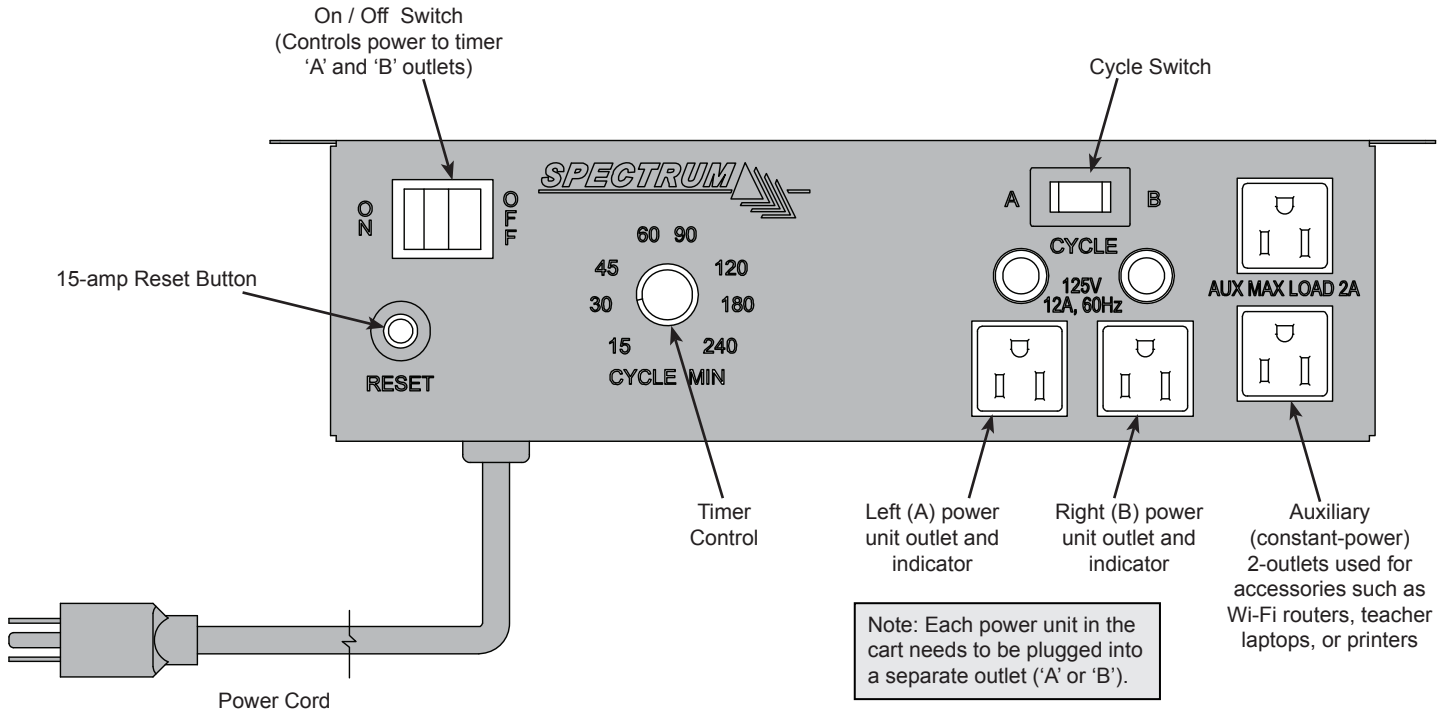
Options



**Cycle Timer with 15' cord
and adapter bracket**
see p.7 for wiring diagram
(timer is black, bracket is silver)
55467

Note: The optional 55467 Cycle Timer can be added in the field to the cart but will not normally be required with Chromebooks with 40 watt or less charge blocks.

Optional Cycle Timer



Using Timer

The timer prevents overload by alternating power between both power units in the cart, providing charging to multiple laptops or devices during the day. The power units plug into the outlets labeled 'A' or 'B'.

The timer control can be adjusted between 15-240 minutes. This is the number of minutes a power unit will be "hot" before the timer switches to the other power unit. 15 minutes can be used as the default setting, but the time setting will depend on the laptop size, battery capacity, frequency of laptop use, and the time available for charging between uses. Lower minute settings should be used if the laptops are being used more frequently.

- To cycle charge both 'A' and 'B' sides, keep the cycle switch in the middle 'Cycle' position, then set the timer control to the desired cycling increment. After the side 'A' time expires, the timer will activate side "B" for the same period of time and will continue to cycle until the On/Off switch is set to the "OFF" position.
- To manually-override the timer function, and charge the 'A' or 'B' side only, switch the cycle switch from the middle to the 'A' or 'B' position.

Specifications

- 12-amp, 120 volt, 60Hz
- 15-240 minute timer
- 15', 14 AWG power cord

⚠ CAUTION ⚠

- Do not use the auxiliary outlets to charge multiple laptops or devices (use the 'A' and 'B' outlets only.) Auxiliary outlets are for peripheral use only.
- Switch the timer power switch OFF before unplugging or plugging-in the main power unit plugs
- Total equipment load not to exceed 12-amperes per power unit.
- For indoor use only. Do not install or store the unit where it will be exposed to weather. Keep dry.
- For added safety, plug the timer into a grounded three-prong receptacle controlled by a GFI (Ground Fault Interrupter) circuit breaker.

Warranty

WE WILL MAKE IT RIGHT FOR YOU!

Spectrum is committed to provide complete customer satisfaction. Each of our products is manufactured from the best materials available and each product is stringently monitored throughout the production process through our P.A.C.E. program (Product Assurance to meet Customer Expectations).

We expressly warrant that Spectrum products will be of good quality and workmanship and free from defect for the period set out in the warranty table below from the date of delivery. This warranty shall not apply to defects or damage resulting from misuse, abuse, neglect, improper care, modification or repair not authorized by Spectrum, or any other cause outside the control of Spectrum. Spectrum will, at its sole option, either repair or replace the defective product.

This warranty is exclusive; no other warranty, written or oral, is expressed or implied. This warranty is given by Spectrum to Buyer and to no other person or legal entity. No Spectrum dealer, distributor, agent or employee is authorized to make any modification or addition to this warranty.

NOTWITHSTANDING ANYTHING TO THE CONTRARY, SPECTRUM WILL NOT UNDER ANY CIRCUMSTANCES BE LIABLE FOR INDIRECT OR LIQUIDATED DAMAGES, INCLUDING CONSEQUENTIAL, INCIDENTAL AND SPECIAL DAMAGES. IN NO EVENT SHALL SPECTRUM'S LIABILITY, WHETHER UNDER CONTRACT OR WARRANTY, IN TORT OR OTHERWISE, EXCEED THE PURCHASE PRICE RECEIVED BY SPECTRUM FOR THE PRODUCT AT ISSUE AND "RECALL ACTION" EXPENSES. SPECTRUM SHALL NOT BE SUBJECT TO ANY OTHER OBLIGATIONS OR LIABILITIES, WHETHER ARISING OUT OF BREACH OF CONTRACT, WARRANTY, TORT (INCLUDING NEGLIGENCE AND STRICT LIABILITY) OR OTHER THEORIES OF LAW, WITH RESPECT TO PRODUCTS SOLD OR SERVICES RENDERED BY SPECTRUM, OR ANY UNDERTAKINGS, ACTS OR OMISSIONS RELATING THERETO.

Our Customer Service Department is ready to provide immediate attention to any questions, comments or concerns. They are available to answer your calls Monday through Friday from 7 am to 5 pm CST. In addition your product comments or concerns are welcome via e-mail at: spectrum@spectrumfurniture.com.

Warranty Table

Item	Warranty Period
• Adjustable Crank/Electric Desk Legs	• 1 Year
• Flat Panel Desk Gas Cylinders	
• Adjustable Height Chair Parts – including frames, gas cylinders, wood and plastic parts, and control handles Adjustable Height Chair Parts Casters	• 7 Years
• Adjustable Height Chair Upholstery	• 2 Years
• In-Stock Upholstery	• 2 Years
• Graded-In Fabrics and Customer Owned Material	• No Warranty
• Height Adjustable Columns and Lifts	• 1 Year
• General Use Casters	
• Electrical	
• Keyboard/Mouse Trays	
• Flat Panel Monitor Arm – General Parts	• 5 Years
• Flat Panel Monitor Arm – Gas Cylinders	• 2 Years
• Computer Desk Chassis	• 10 Years
• Cart Chassis	
• Lectern Chassis	



INDOOR AIR QUALITY
Indoor Advantage | Furniture



205 Westwood Ave, Long Branch, NJ 07740
Phone: 866-94 BOARDS (26273) / (732)-222-1511
Fax: (732)-222-7088 | E-mail: sales@touchboards.com