

# ADAPTER K0945

## Adapter for easy connection of input signals to data loggers L50x1, L60x1, S3541, S50x1, S60x1, S7021

### Manual for use

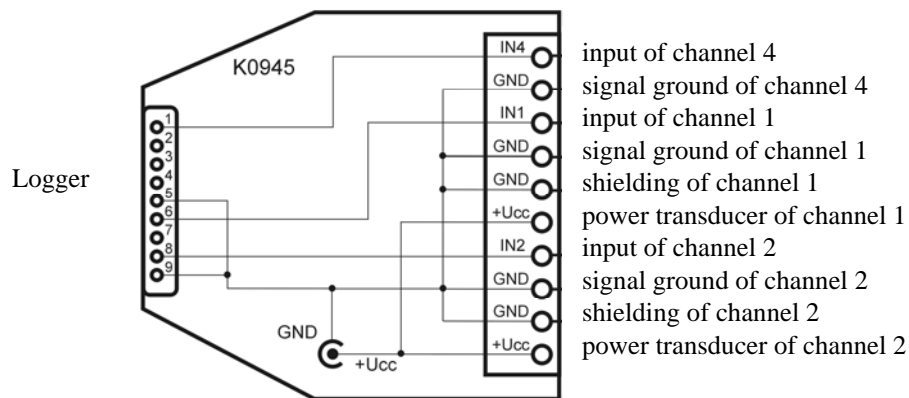
Adapter is designed for easy connection of input signals to data loggers of Lxxxx, Sxxxx families equipped with 9pin male connector Canon. No soldering of connection wires is needed, simply connect wires to adapter terminals, plug in logger connector and fix by screws. If powering of connected device is needed from external power source, connect power source by means of standard co-axial power connector. Adapter itself requires no power.

**Note:** Adapter K0945 has no protection against water. It can be used only in applications requiring no water protection of the entire logging system.

### Technical parameters:

- Built-in connector for input signals: female connector Canon 9 pins
- Built-in power connector: co-axial, diameter of central contact 2.1 mm
- Maximum cross section of connectable leads to input terminals: 1 mm<sup>2</sup>
- Dimensions: 53 x 55 x 19 mm
- Protection: IP20
- Range operating temperature: 0 to +70 °C (no condensation)

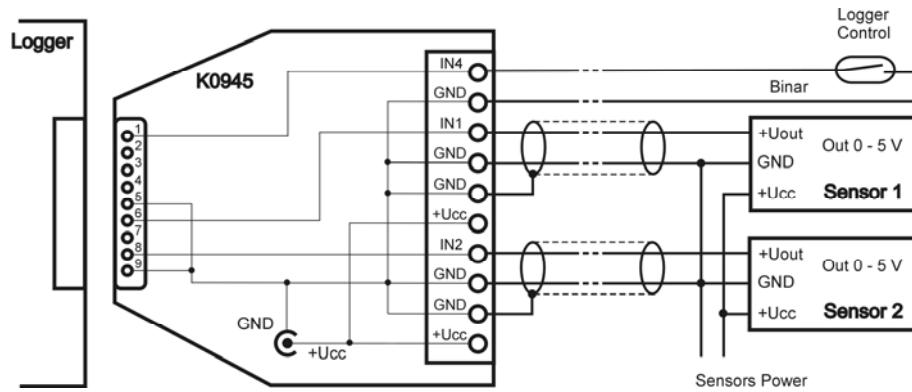
### Description of signals:



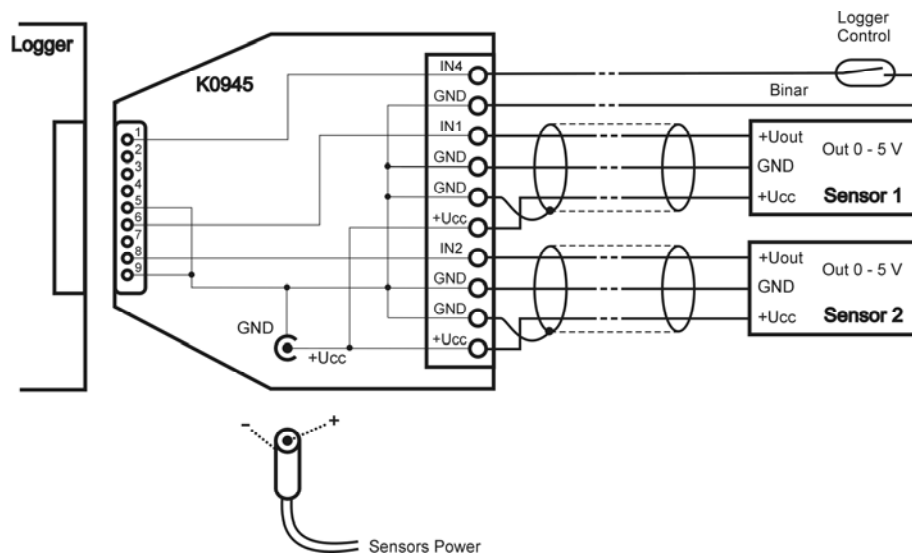
connector for connection of power for transducers  
(if needed)

# Connection of data loggers L50x1, S50x1, S3541 to voltage output of transducers

## 1. Power source of transducer is located at the transducer side



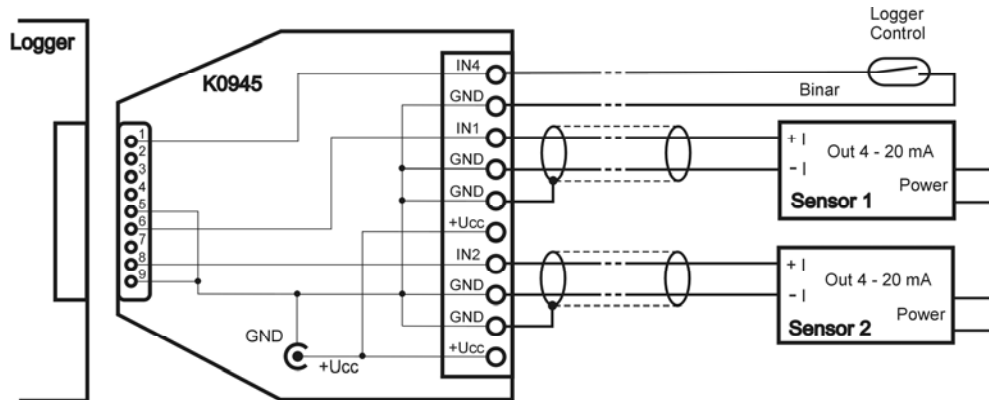
## 2: Power source of transducer is located at the logger side



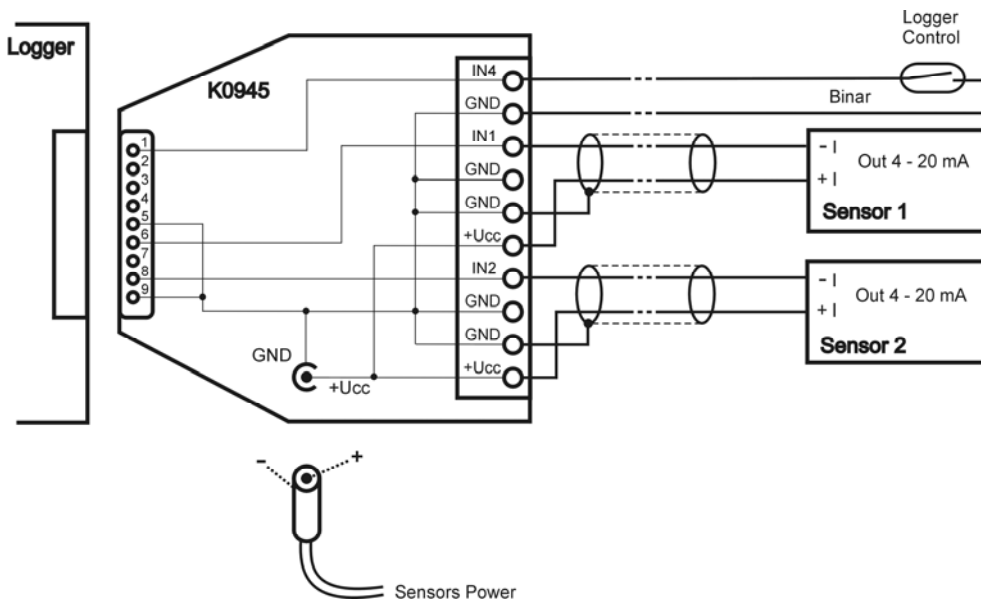
In this case transducer is powered e.g. from an ac/dc adapter, connected via co-axial power connector to adapter K0945.

## Connection of data loggers L60x1, S60x1 to current loop

Connection of data logger to transducers with own power (passive sensing from current loop)



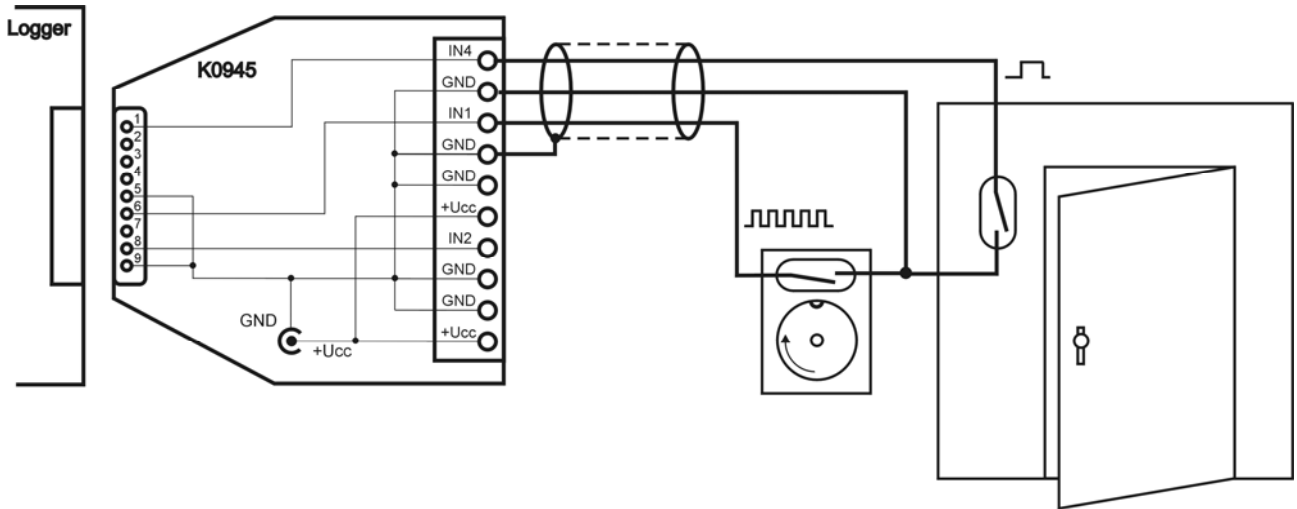
Connection of data logger to transducers requiring powering of current loop by external source



In this case current loop is powered e.g. from an ac/dc adapter, connected via co-axial power connector to adapter K0945.

## Connection of data logger S7021 to monitored device

Monitored devices at the picture are only for illustration.



Co-axial power connector of adapter K0945 is unconnected, no power is required.