

PRODUCT DESCRIPTION

Programmable regulators with Ethernet connection are designed to measure temperature and relative humidity of air, to measure concentration of CO₂ in the air, to signal alarms and control of external devices. Regulators can be used in a chemically non-aggressive environment.

The CO₂ concentration is measured using the dual wavelength NDIR sensor with the multipoint calibration. This principle compensates aging of the sensing elements and offers maintenance free operation and outstanding long term stability.

The function of two output relays can be set from regulator keyboard (or from computer) and using the jumpers (see „Device connection procedure“). It is possible to assign any input or computed value (dew point temperature, absolute humidity, specific humidity mixing ratio and specific enthalpy) to each relay. Setting of delay, hysteresis, audible alarm is enabled for each relay and it is possible to control output relay status via Ethernet too. The instrument may send a warning message if the measured value goes out of adjusted limits. Devices are equipped with keyboard and LCD display. The visual indication of the CO₂ concentration is provided by three LEDs (left side of the display).

The supported Ethernet communication formats: www pages with user-design possibility, Modbus TCP protocol, SNMPv1 protocol and SOAP. For setting of all parameters you can use *TSensor* software (see www.cometsystem.com).

type *	measured values	version	mounting
H5521	CO ₂	probe on cable	wall
H5524	CO ₂	ambient air	wall
H6520	T + RH + CO ₂ + CV	ambient air	wall
H6521	T + RH + CO ₂ + CV	probes on cable	wall

* models marked HxxxxZ are custom - specified devices

T...temperature, RH...relative humidity, CO₂...concentration CO₂ in air, CV...computed values

INSTALLATION , OPERATION AND CONFIGURATION

The mounting holes and connection terminals are accessible after unscrewing the four screws in the corners of regulator and removing the lid. Devices have to be mounted on a flat surface to prevent deformation. For output relays connection choose cables with external diameter 4 to 6.5mm and wire cross-section 0.14 to 1.5mm². Do not forget to insert attached plugs into unused cable glands. Unpack the external CO₂ probe and connect it to the regulator. Pay attention to mounting the device and probes, because incorrect choice of working position or place of measuring could adversely affect accuracy and long-term stability of measured values.

Actual parameters settings of each relay can be displayed by pressing of „▲“ key. To change any parameter, press the „Set“ key, enter password (default 0000) and set required value. Then click on „Set“ and pressing „Esc“ key exit setup mode. To change the password and to set all other parameters (acoustic alarm, limits of CO₂ indication, computed value selection etc.) is used **Extended setting mode** (see manual for devices at www.cometsystem.com).

For network device connection it is necessary to know new suitable IP address (you can get it automatically from DHCP server or from your network administrator) and to have *TSensor* software installed. After you connect Ethernet cable, power adapter or PoE splitter, you run *TSensor* program, set the new IP address, configure the device in accordance with your requirements and finally store the settings. The default IP address of each device is preset to **192.168.1.213**.

After switching the device starts internal test. During this time (about 20 s) LCD display shows ---- instead of CO₂ concentration value.

Devices don't require special maintenance. We recommend you periodical calibration for validation of measurement accuracy.

ERROR STATES

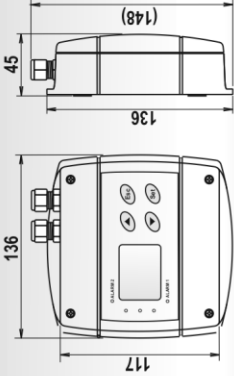
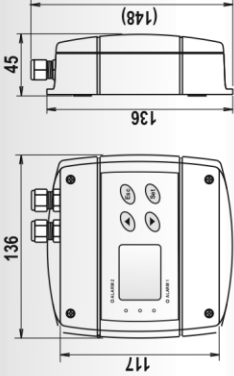
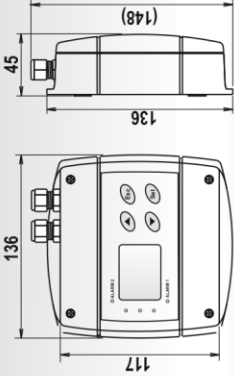
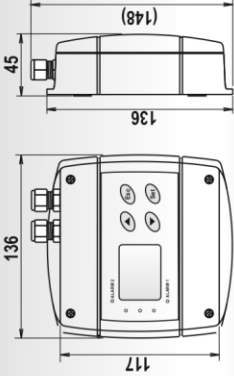
Device continuously checks its state during operation and if an error appears, it is displayed relevant code: **Err 1** – measured value (except of CO₂ concentration) or calculated value is over the upper limit, **Err 2** – measured or calculated value is below the lower limit or concentration CO₂ measurement error occurred, **Err 0**, **Err 3** and **Err 4** – it is a serious error, please contact distributor of the device, **Err 5**, **Err 6** - there is problem with assigned value to output relay, **Err 9** – inserted password is not valid.

SAFETY INSTRUCTIONS

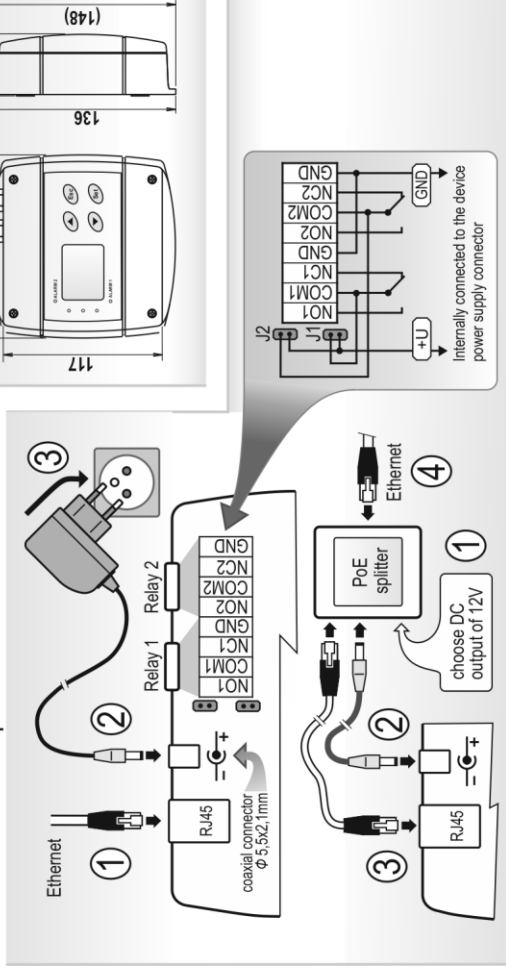


- Don't use and don't store the devices without the cover of the temperature and humidity sensors.
- Temperature and humidity sensors have not to be exposed to direct contact with water and other liquids.
- It is not recommended to use the humidity regulators for long time under condensation conditions.
- Take care when unscrewing the filter cap as the sensor element could be damaged.
- The regulator must be turned on for at least 24 hours in order to start the automatic calibration of the CO₂ sensor.
- Use only the power adapter according to technical specifications and approved according to relevant standards.
- Don't connect or disconnect devices while power supply voltage is on.
- Installation, electrical connection and commissioning should be performed by qualified personnel only.
- Devices contain electronic components, it needs to liquidate them according to currently valid conditions.
- **To complement the information in this data sheet** read the manuals and other documentations that are available in the Download section for a particular device at www.cometsystem.com.

Technical specifications

Device type	H5521	H5524	H6520	H6521
Supply voltage	9 - 30Vdc	9 - 30Vdc	9 to 30Vdc	9 to 30Vdc
Power consumption of the device during normal operation / max. power consumption of the device (for 50 ms with 15 s period)	1W / 4W	1W / 4W	1W / 4W	1W / 4W
Relay outputs - max. switching voltage / max. switching current / max switching power	50V / 2A / 60VA	50V / 2A / 60VA	50V / 2A / 60VA	50V / 2A / 60VA
Temperature measuring range / accuracy of temperature measurement	—	—	-30 to +80 °C / ± 0.4 °C	-30 to +105 °C / ± 0.4 °C
Relative humidity (RH) measuring range *	—	—	0 to 100 %RH	0 to 100 %RH
Accuracy of humidity measurement from 5 to 95 %RH at 23 °C	—	—	± 2.5 %RH	± 2.5 %RH
CO ₂ concentration measuring range **	0 to 10 000 ppm	0 to 2000 ppm	0 to 2000 ppm	0 to 10 000 ppm
Accuracy of CO ₂ concentration measurement at 25 °C and 1013 hPa	± (100ppm+5% of measured value)	± (50ppm+2% of measuring value)	± (50ppm+2% of measuring value)	± (100ppm+5% of measured value)
Other calculated humidity variables - dew point temperature, absolute humidity, specific humidity,	—	—	yes	yes
Recommended calibration interval ***	— / — / 5 years	5 years	1 year	1 year
Protection class - case with electronics / measuring end of stem / CO ₂ probe / RH+T probe	IP30 / — / IP65 / —	IP30 / — / — / —	IP30 / IP40 / — / —	IP30 / — / IP65 / IP40
Temperature operating range of the case with electronics ****	-30 to +80 °C	-30 to +60 °C	-30 to +60 °C	-30 to +80 °C
Temperature operating range of the measuring end of stem	—	—	—	—
Temperature operating range of the CO ₂ external probe	-40 to +60 °C	—	—	-40 to +60 °C
Temperature operating range of the RH+T external probe	—	—	—	—
Humidity operating range (no condensation)	0 to 100%RH	5 to 95%RH	5 to 95%RH	0 to 100%RH
Atmospheric pressure operating range	850 to 1100 hPa	850 to 1100 hPa	850 to 1100 hPa	850 to 1100 hPa
Mounting position	any position	cable glands upwards	sensor cover downwards	any position
Storage temperature range (5 to 95%RH, no condensation, atmospheric pressure 700 to 1100 hPa)	-40 to +60 °C	-40 to +60 °C	-40 to +60 °C	-40 to +60 °C
Electromagnetic compatibility according to	EN 61326-1 EN 55011	EN 61326-1 EN 55011	EN 61326-1 EN 55011	EN 61326-1 EN 55011
Weight of the device without RS232 communication cable (weight of the cable is 70g)	420 (450, 510) g	330 g	350 g	500 (570, 710) g
Dimensions [mm]				

Device connection procedure



* The relative humidity measuring range is limited at temperatures above 85 °C, see manuals for devices.
 ** LED indication (preset by manufacturer): **green** (0 to 1000 ppm), **yellow** (1000 to 1200 ppm), **red** (1200 to 2000/10000 ppm).

*** Recommended calibration intervals: concentration CO₂ - 5 years, relative humidity - 1 year, temperature - 2 years
 **** It is recommended to switch off the LCD display at ambient temperature above 70 °C