


Touchboards

205 Westwood Ave, Long Branch, NJ 07740
Phone: 866-94 BOARDS (26273) / (732)-222-1511
Fax: (732)-222-7088 | E-mail: sales@touchboards.com

ConSet sit-stand desk Series 501-27

Choose a frame suitable for your required top
Frame available in four different widths
Extremely competitive prices



Series 501-27

Flexibility is key to the new 501-27 series. More sizes, greater weight capacity, increased travel and integrated anti-squeeze system. As industry and customer requirements evolve so does ConSet, and that's why we are constantly engaged in new product development. Never Sitting Still – now that's ConSet.

Frame capacity:	276 Lbs
Speed:	1.2" per second
Frame width:	32-7/8" – 50-7/8" – 56-11/16" – 59-13/16" – 67-3/4"
Height range:	22"- 48" (Frame 21"- 47")

See full specifications and options on backpage.

ConSet America

ConSet America • PO Box 1301 • 225 Elf Way • Pittsboro • NC 27312 • USA
Phone: 800-293-9051 or 919-542-6145 • info@conset.us • www.conset.us

Series 501-27 2-column

Dimensions:

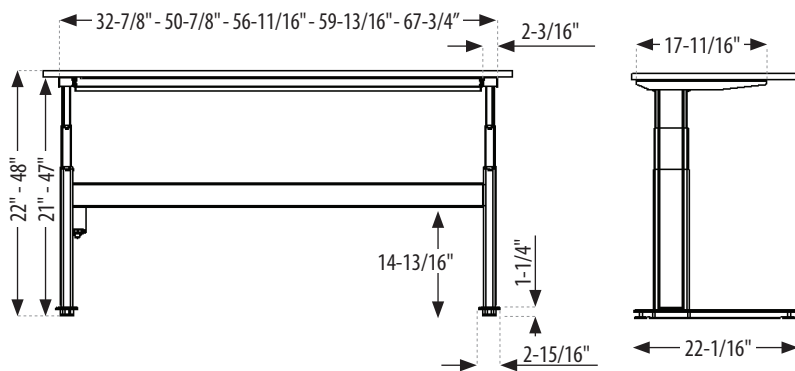
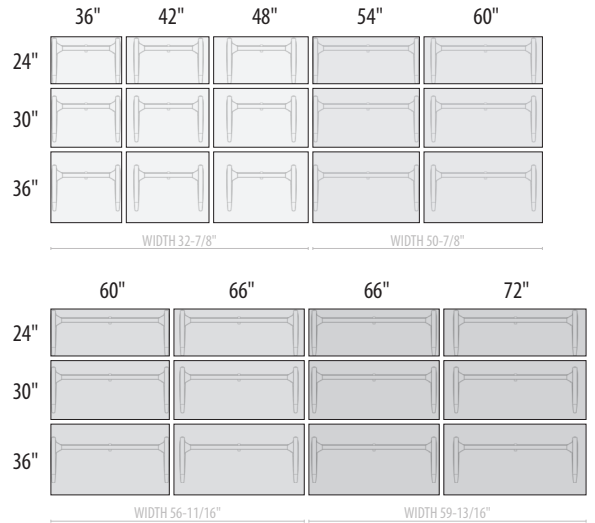
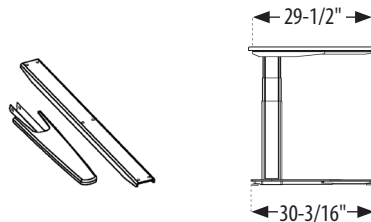


Table tops / cube suitable:




Accessory: 501-27 support extender

Extender leg and support bracket allows for return tops up to 48"



Return tops up to 48"



Series 501-27 3-column

Dimensions:

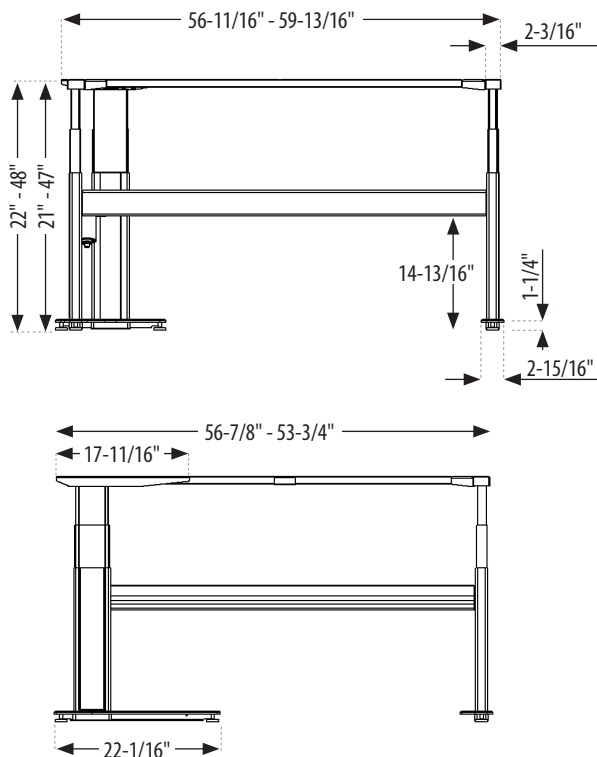
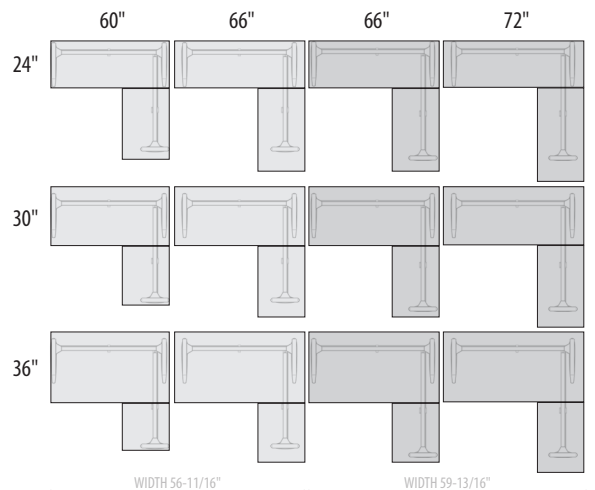


Table tops / cube suitable:



Touchboards

205 Westwood Ave, Long Branch, NJ 07740

Phone: 866-94 BOARDS (26273) / (732)-222-1511

Fax: (732)-222-7088 | E-mail: sales@touchboards.com