

Electric height adjustable frames | ConSet.US



ConSet America

Electric height adjustable frames

501-19



501-19

Stand-alone or in a group

- 501-19 Center is sturdy and compact with a symmetrical design that allows access from all sides. Add the optional 3" heavy duty locking casters and rechargeable battery and you have complete mobility without any wires.
- 501-19 Basic is excellent for grouping tables together. With 176 lbs. as maximum load it can be used with a variety of tabletops. Add casters and a rechargeable battery for additional flexibility.
- 501-19 Design lends unique style to this series with an attractive crescent shaped base, and well suited to be arranged in groups.

Electric height adjustable frames **501-19**



Electric height adjustable frames

501-23



501-23

Strong and stylish

501-23 is strong and stylish with integrated cable management. Its expandable length makes it well suited for many top sizes. The symmetrical design makes the frame excellent for conference tables and large work surfaces. Optional 3-column versions accommodate extra long tables and L-shaped configurations. Maximum load is 386 lbs.

Electric height adjustable frames **501-23**



Electric height adjustable frames

501-33



Electric height adjustable frames **501-33**



501-33

Versatile and stylish

An elegant and stylish desk designed with a single telescopic open frame. The square columns give this desk a modern look, which makes it suitable for all kinds of office environments. The 501-33 is available in Silver and Black. Quick and easy to assemble - It's that easy!! The 501-33 is ANSI/BIFMA X5.5-2014 tested and approved.

Electric height adjustable frames

501-37



Electric height adjustable frames **501-37**



501-37

Striking open design

Striking open design defines 501-37. The three stage frame is tested and approved according to ANSI/BIFMA x5.5-2014. The frame is available in three different colors; silver, black and white. Choose from fixed widths or an expandable bracket for more flexibility.

Easily assembled in a few quick steps.

Electric height adjustable frames

501-49



Electric height adjustable frames

501-49



501-49


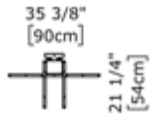

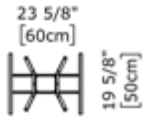

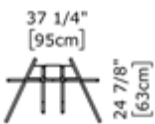

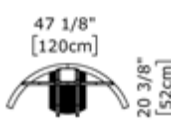

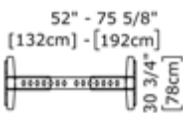

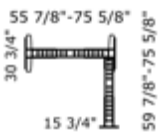
A minimalistic and elegant look

The 501-49 is an elegant desk designed in a minimalistic look, which will compliment any office environment. The round columns are designed with a double telescopic mechanism which allows more overlap between the tubes, resulting in improved travel and stability.

The 501-49 is easy to assemble and offers an impressive timeless design.


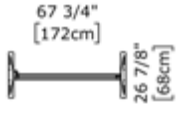

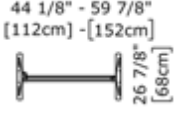

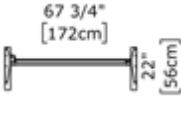
Electric height adjustable frames

Frames

Product photo * featured image	Dimensional drawing * featured image	Item no.	Frame width (inch)	Color	Frame height min/max (" incl. tabletop	Max. speed ("/sec.)	Maximum load (lbs)	Price (\$)
		501-19 8SW 501-19 8BW *	90 90 *	Silver Black	27-47	1.1	176	439 439
		501-19 8S060 501-19 8B060 *	23 5/8 23 5/8 *	Silver Black	27-47	1.1	176	527 527
		501-19 8S095 501-19 8B095 *	37 3/8 37 3/8 *	Silver Black	27-47	1.1	176	550 550
		501-19 8S120 501-19 8B120 *	47 1/8 47 1/8 *	Silver Black	27-47	1.1	176	625 625
		501-23 8S200 501-23 8B200 *	78 3/4 78 3/4 *	Silver Black	27-47	0.9	386	923 923
		501-23 8S190-190A 501-23 8B190-190A *	74 3/4 74 3/4 *	Silver Black	27-47	0.9	386	1297 1297


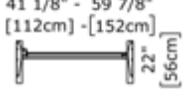

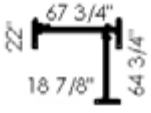

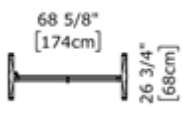
Electric height adjustable frames

Frames

Product photo * featured image	Dimensional drawing * featured image	Item no.	Frame width (inch)	Color	Frame height min/max (") incl. tabletop	Max. speed ("/sec.)	Maximum load (lbs)	Price (\$)			
		501-33 8W082	33 1/8	White	27-47	1	176	505			
		501-33 8W092	37 1/8	White					505		
		501-33 8W112	44 1/8	White					505		
		501-33 8W129	50 7/8	White					505		
		501-33 8W142	56 3/4	White					505		
		501-33 8W152	59 7/8	White					505		
		501-33 8W172	67 3/4	White					505		
		501-33 8S082	33 1/8	Silver					505		
		501-33 8S092	37 1/8	Silver					505		
		501-33 8S112	44 1/8	Silver					505		
		501-33 8S129	50 7/8	Silver					505		
		501-33 8S142	56 3/4	Silver					505		
		501-33 8S152	59 7/8	Silver					505		
		501-33 8S172	67 3/4	Silver					505		
		501-33 8B082	33 1/8	Black					505		
		501-33 8B092	37 1/8	Black					505		
		501-33 8B112	44 1/8	Black					505		
		501-33 8B129	50 7/8	Black					505		
		501-33 8B142	56 3/4	Black					505		
		501-33 8B152	59 7/8	Black					505		
		501-33 8B172 *	67 3/4 *	Black					505		
				501-33 8W112-152	44 1/8-59 7/8	White	27-47	1	176	526	
				501-33 8S112-152	44 1/8-59 7/8	Silver					526
				501-33 8B112-152 *	44 1/8-59 7/8 *	Black					526
				501-37 8W082	33 1/8	White	22-48	1.2	220	560	
501-37 8W092	37 1/8			White					560		
501-37 8W112	44 1/8			White					560		
501-37 8W129	50 7/8			White					560		
501-37 8W142	56 3/4			White					560		
501-37 8W152	59 7/8			White					560		
501-37 8W172	67 3/4			White					560		
501-37 8S082	33 1/8			Silver					560		
501-37 8S092	37 1/8			Silver					560		
501-37 8S112	44 1/8			Silver					560		
501-37 8S129	50 7/8			Silver					560		
501-37 8S142	56 3/4			Silver					560		
501-37 8S152	59 7/8			Silver					560		
501-37 8S172	67 3/4			Silver					560		
501-37 8B082	33 1/8			Black					560		
501-37 8B092	37 1/8			Black					560		
501-37 8B112	44 1/8			Black					560		
501-37 8B129	50 7/8			Black					560		
501-37 8B142	56 3/4			Black					560		
501-37 8B152	59 7/8			Black					560		
501-37 8B172 *	67 3/4 *			Black					560		


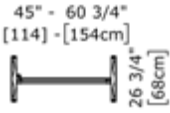
Electric height adjustable frames

Frames

Product photo * featured image	Dimensional drawing * featured image	Item no.	Frame width (inch)	Color	Frame height min/max (") incl. tabletop	Max. speed ("/sec.)	Maximum load (lbs)	Price (\$)
		501-37 8W112-152	44 1/8-59 7/8	White	22-48	1.2	220	581
		501-37 8S112-152	44 1/8-59 7/8	Silver				581
		501-37 8B112-152 *	44 1/8-59 7/8 *	Black				581
		501-37 8W112-091C	44 1/8	White	22-48	1.2	220	865
		501-37 8W142-115A	56 3/4	White				952
		501-37 8W142-142A	56 3/4	White				952
		501-37 8W152-091C	59 7/8	White				880
		501-37 8W172-115A	67 3/4	White				965
		501-37 8W172-142A	67 3/4	White				965
		501-37 8W172-172A	67 3/4	White				965
		501-37 8S112-091C	44 1/8	Silver				865
		501-37 8S142-115A	56 3/4	Silver				952
		501-37 8S142-142A	56 3/4	Silver				952
		501-37 8S152-091C	59 7/8	Silver				880
		501-37 8S172-115A	67 3/4	Silver				965
		501-37 8S172-142A	67 3/4	Silver				965
		501-37 8S172-172A	67 3/4	Silver				965
		501-37 8B112-091C	44 1/8	Black				865
		501-37 8B142-115A	56 3/4	Black				952
		501-37 8B142-142A	56 3/4	Black				952
		501-37 8B152-091C	59 7/8	Black				880
501-37 8B172-115A	67 3/4	Black				965		
501-37 8B172-142A	67 3/4	Black				965		
501-37 8B172-172A *	67 3/4 *	Black				965		
		501-49 8W082	33 1/8	White	26-50	1.2	220	622
		501-49 8W092	37 1/8	White				622
		501-49 8W112	45	White				622
		501-49 8W129	51 5/8	White				622
		501-49 8W142	56 3/4	White				622
		501-49 8W152	60 3/4	White				622
		501-49 8W172	68 5/8	White				622
		501-49 8S082	33 1/8	Silver				622
		501-49 8S092	37 1/8	Silver				622
		501-49 8S112	45	Silver				622
		501-49 8S129	51 5/8	Silver				622
		501-49 8S142	56 3/4	Silver				622
		501-49 8S152	60 3/4	Silver				622
		501-49 8S172	68 5/8	Silver				622
		501-49 8B082	33 1/8	Black				622
		501-49 8B092	37 1/8	Black				622
		501-49 8B112	45	Black				622
		501-49 8B129	51 5/8	Black				622
		501-49 8B142	56 3/4	Black				622
		501-49 8B152	60 3/4	Black				622
501-49 8B172 *	68 5/8 *	Black				622		

Electric height adjustable frames



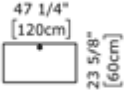
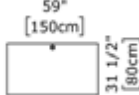
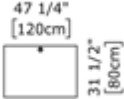
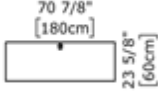

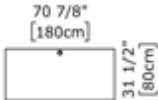
Frames

Product photo * featured image	Dimensional drawing * featured image	Item no.	Frame width (inch)	Color	Frame height min/max (" incl. tabletop	Max. speed ("/sec.)	Maximum load (lbs)	Price (\$)
	 <p>45" - 60 3/4" [114] - [154cm] 26 3/4" [68cm]</p>	501-49 8W112-152	116-60 3/4	White	26-50	1.2	220	643
		501-49 8S112-152	116-60 3/4	Silver				643
		501-49 8B112-152 *	116-60 3/4 *	Black				643

Electric height adjustable frames








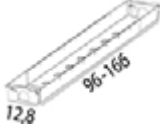

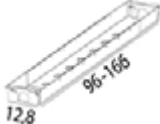

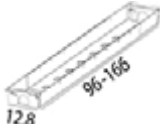






Table tops

Top Details (USD)

Item no.	Maple mel.	Walnut mel.	Item no.	Maple mel.	Walnut mel.
117H3			150-60S3		
	120	120		131	99
120-60S3			150-80S3		
	130	130		161	118
120-80S3			180-60S3		
	153	153		102	102
140H3			180-80S3		
	139	139		237	158

Electric height adjustable frames

Accessories

Product photo	Dimensional drawing		Item no.	Price (\$)
		Programmable handset	139250	102
		Castorset, 501-(37,19)	501-19 HXXX	57
		501-19 - Manuel tilt full top	501-19 V-HEL	89
		Universal cable-tray, Black	501-XX CB096-166	55
		Universal cable-tray, Silver	501-XX CS096-166	55
		Universal cable-tray, White	501-XX CW096-166	55
		Castorset, 501-37	501-XX HXX1	68
		Castorset, 501-33	501-XX HXXX	68
		Battery pack, ConSet Frame	BAT-24-1,7	155

Electric height adjustable frames

General information

ONE MOTOR THAT DOES IT ALL

Electric height adjustable desks also create an adaptive workspace for wheelchair accessibility and ergonomic comfort. We offer a wide selection of bases that allow wheelchair access for ADA compliance.

Prolonged sitting has become part of everyday life for many office employees. When you're sitting still in front of a computer for hours every day, the risk of injury increases and it influences your level of energy. A height adjustable desk from ConSet gives you the ability to go from the sitting to the standing position whenever you wish at the push of a button. The engineering in and around the motor is the heart of the desk. It ensures calm and gentle movements when you wish to move the table top either up or down and it ensures that the table top is always evenly adjusted.

With ConSet you get a one-motor-desk that does it all.

- Reliable
- High quality
- Great lifting capacity
- High construction strength
- Affordable prices

STRENGTH & STABILITY

Stability means everything when you're choosing an office desk. Every height adjustable desk from ConSet is made from quality materials and meet both the EU and Danish working environment authority's demands on a flexible and ergonomic workplace. This ensures you a stable and long lasting desk – and greater employee well-being. Unlike many tables that have two motors, a ConSet table withstands an uneven load. This means that you can place your office equipment anywhere on the table top. The total load on the desk frame must always be within the maximum working load that is specified for each ConSet product.

ENVIRONMENT

At ConSet we think it is important to minimize environmental impacts. We want to take responsibility for ensuring that our products are made respecting the environment. We do this in several ways:

- All electronic components meet RoHS framework for the reduction of hazardous substances in electronics, whereby the environmental impact is minimized.
- Through Elretur (Denmark), we ensure that electronic waste is managed environmentally under the WEEE directive.

CE MARKING & PRODUCT APPROVALS

All ConSet electric height adjustable desk frames are CE marked in collaboration with the Technological Institute in Denmark. CE marking is a requirement for height adjustable desk frames and it allows you to be sure that the producer has been through all aspects of security risks. Furthermore, all our main power units are GS-marked (German standard) and UL listed for USA and Canada.

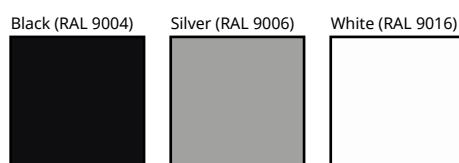
EN 527-1/2/3: Dimensions / Mechanical safety requirements / Methods of Test for the Determination of Stability and Strength of the structure.
DS/EN 12720-21-22: Furniture - Assessment of surface resistance to cold liquids, wet and dry heat.

CONSET - A DANISH COMPANY

ConSet was founded in 2000 in Denmark, and our basic philosophy was that ergonomics should not be expensive. We began with the idea to develop and manufacture high quality electric height adjustable desks and to make them affordable so more people could experience the benefits of sit-stand desks. The company has succeeded well and now has distribution and subsidiaries throughout the world.



Frames



Tops



Electric height adjustable frames

Combination chart

Frames	Tops	117H3	120-60S3	120-80S3	140H3	150-60S3	150-80S3	180-60S3	180-80S3	180-60S3 + 120-60S3						
501-19 8X095		•		•	•											
501-19 8X120		•	•	•	•											
501-23 8X200							•		•							
501-33 8X112				•												
501-33 8X142							•									
501-33 8X172									•							
501-37 8X112			•	•												
501-37 8X142						•	•									
501-37 8X172								•	•							
501-37 8X172-172A										•						
501-49 8X112				•												
501-49 8X142							•									
501-49 8X172									•							



316060.12 | (c) ConSet AIS | We reserve the right to make changes at any time without prior notice. | We accept no responsibility for printing errors.

ConSet America
PO Box 1216
1089A East Street
Pittsboro
NC 27312
USA

Phone: 800-293-9051 or 919-542-6145
NC Fax: 919-542-4923

info@conset.us
www.conset.us

ConSet America