

Getting Started with UltraScope

Date: 06.30.2016

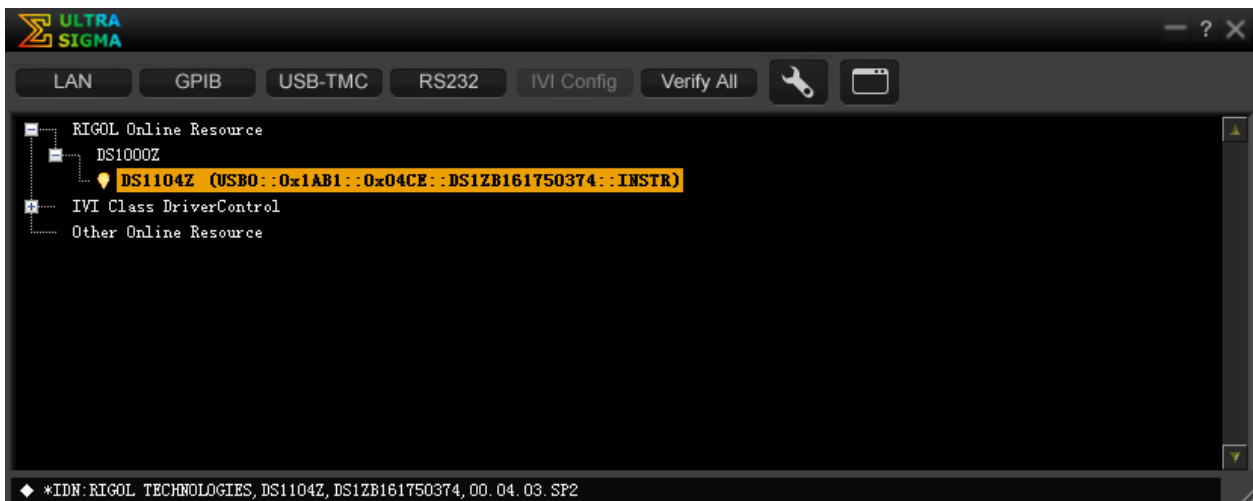
UltraScope provides a basic remote interface to control and return data from a DS1000Z, DS2000/A, DS4000, and DS6000 Series oscilloscopes.

Requirements

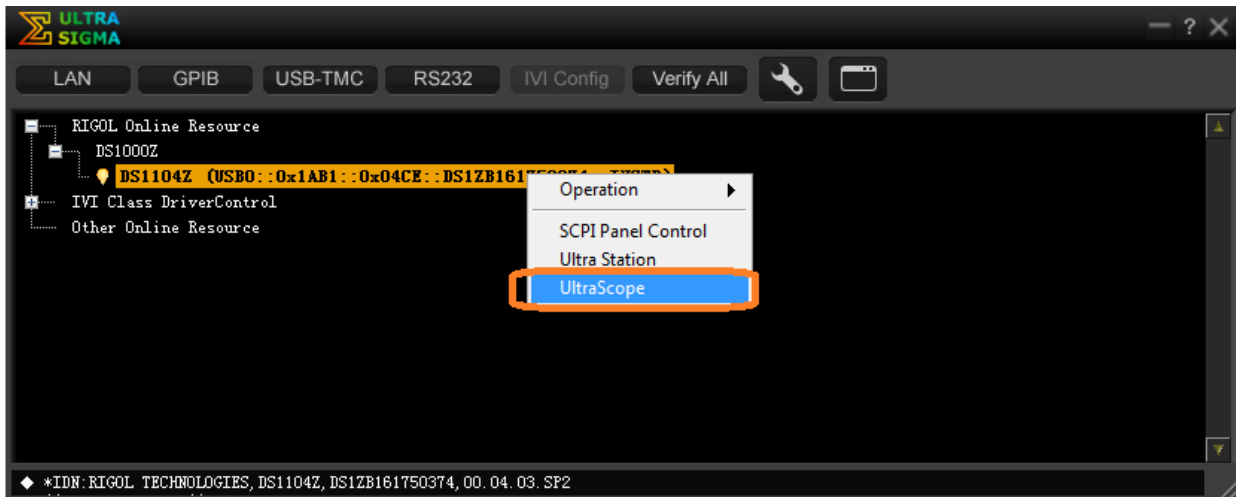
- UltraSigma software version 00.01.01.06 or greater
- UltraScope software for the DS1000Z, DS2000/A, DS4000, and DS6000 series oscilloscopes

Setup

1. Download and Install UltraSigma and UltraScope software (see the Software Tab of any DS series scope product page on www.rigolna.com for links to the downloads)
2. Connect the oscilloscope to the controlling computer using a USB or LAN cable (the instructions will pertain to USB connections. For LAN, see the UltraSigma Getting Started Guide)
3. Click on the UltraSigma icon to start the UltraSigma application
4. After UltraSigma starts, you should see the connected Rigol instrumentation. In this example, we are using a DS1104Z scope connected via USB



5. Right-click on the scope and select UltraScope

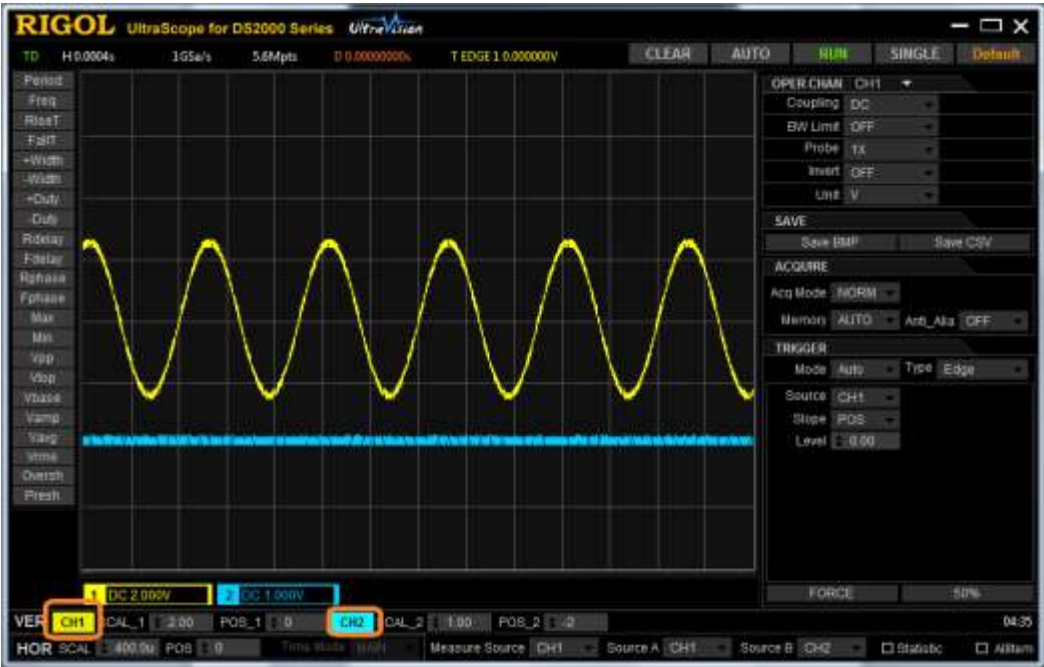


6. The UltraScope main screen will load as shown below:



Configuration

1. To activate a channel, select the channel indicator



2. To adjust the horizontal position and scale, click on the SCAL or POS text boxes



3. Adjust the Trigger in the trigger area



4. You can enable quick measurements by selecting the Measurement channel and then select the measurement type





5. You can control the run state of the scope by pressing the RUN or SINGLE buttons



6. After you have the waveform, you can capture BMPs or CSVs of the data by right-clicking on the graph display. You also have a number of other options available here:



7. You can also look at deep memory data by stopping the scope (Click on RUN/STOP):

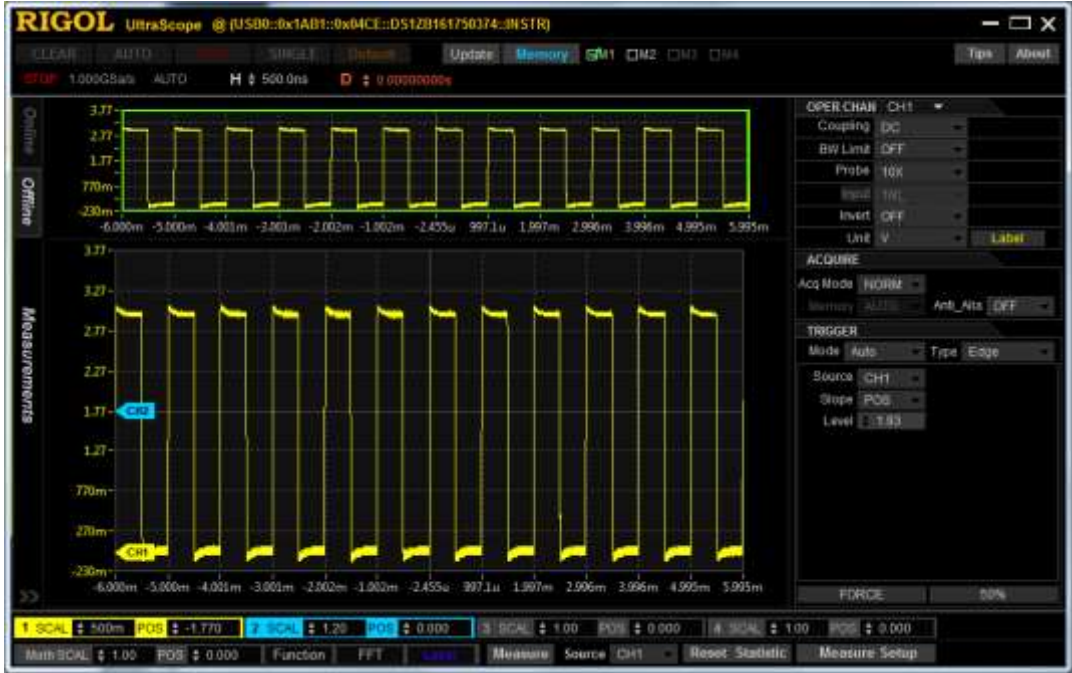


After the scope has STOPPED, select memory:



Select the channel(s) you want to display and click Update:





Find more information online [DS Oscilloscope Family Information page](#)

For more information on our waveform generators or other products please go to rigolna.com or contact us directly at applications@rigoltech.com or call us toll free at 877-4-RIGOL-1.

Rigol Technologies USA

10200 SW Allen Blvd, Suite C
 Beaverton, OR 97005
 877.474.4651