

# Model UF V 700 | Ultra-low temperature freezers with climate-neutral refrigerants

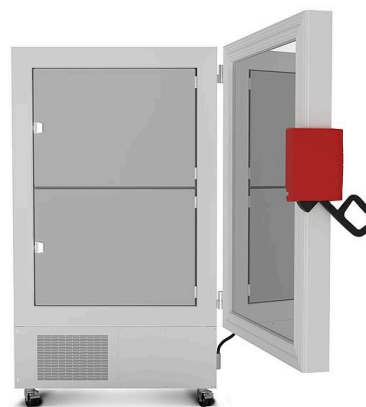
The BINDER ultra low temperature freezer ensures the safe storage of samples at -90 °C. It combines outstanding environmental friendliness with low energy consumption, convenient operation and an individual safety concept.

## BENEFITS

- Lowest energy consumption in its class
- Environmentally-friendly refrigerants R-290 and R-170
- Efficient thermal insulation with vacuum insulation panels
- Rust-proof interior made completely of stainless steel



Model UF V 700



Model UF V 700

## MAIN FEATURES

- Temperature range: -90 °C to -40 °C
- Lowest energy consumption in its class
- Powerful cascade compressor cooling unit
- Environmentally friendly refrigerants R-290 and R-170
- Efficient thermal insulation with vacuum insulation panels
- Innovative door gasket concept reduces buildup of ice
- Ergonomic door handle
- Rust-proof interior made completely of stainless steel
- Detachable inner doors made of stainless steel
- 3 stainless-steel shelves providing flexible placement
- Water cooling (depending on version)
- Zero-voltage alarm contact for in-house alarm system
- Internal data logger, measured values can be read out in open format via USB
- Ethernet interface
- Operating hours counter
- 2 access ports, Ø 28 mm, rear

## ORDERING INFORMATION

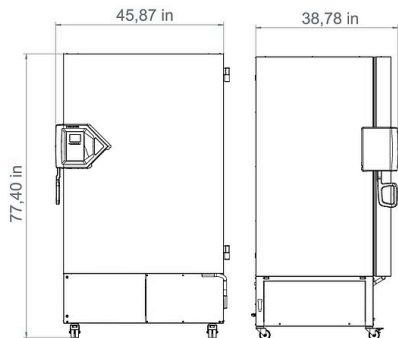
Interior volume [cu.ft.]	Voltage	Option model	Version	Art.-No.
24.7	230 V 1~ 50 Hz	Standard	UFV700-230V	9020-0348
		Water cooling	UFV700-230V-W	9020-0350
	120 V 1~ 60 Hz	Standard	UFV700UL-120V	9020-0352
		Standard	UFV700UL-240V	9020-0354

**TECHNICAL DATA**

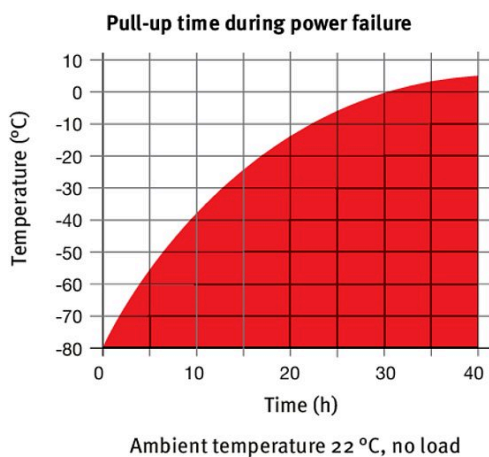
Description	UFV700-230V <sup>1</sup>	UFV700-230V-W <sup>1</sup>	UFV700UL-120V <sup>1</sup>	UFV700UL-240V <sup>1</sup>
Article Number	9020-0348	9020-0350	9020-0352	9020-0354
<b>Performance Data Temperature</b>				
Temperature range	-90...-40	-90...-40	-90...-40	-90...-40
Temperature variation at -80 °C [± K]	2.5	2.5	2.5	2.5
Temperature fluctuation at -80 °C [± K]	1.5	1.5	1.5	1.5
Cooling down time from 22 °C to -80 °C [min]	450	450	450	450
Warm-up time during power failure from -80 °C / -122 °F to -60 °C / -76 °F [min]	250	250	250	250
<b>Electrical data</b>				
Rated Voltage [V]	230	230	120	240
Power frequency [Hz]	50	50	60	60
Nominal power [kW]	1.6	1.6	1.4	1.6
Unit fuse [A]	10	10	13	10
Phase (Nominal voltage)	1~	1~	1~	1~
<b>Measures</b>				
Interior volume [cu.ft.]	24.7	24.7	24.7	24.7
Net weight of the unit (empty) [lbs]	637	637	637	637
Permitted load [lbs]	441	441	441	441
Permitted load of individual compartment [lbs]	110	110	110	110
Wall clearance back [in]	3.94	3.94	3.94	3.94
Wall clearance sidewise [in]	9.85	9.85	9.85	9.85
<b>Internal Dimensions</b>				
Width [in]	35.07	35.07	35.07	35.07
Height [in]	51.2	51.2	51.2	51.2
Depth [in]	23.84	23.84	23.84	23.84
<b>Doors</b>				
Unit doors	1	1	1	1
<b>Housing dimensions not incl. fittings and connections</b>				
Width net [in]	43.7	43.7	43.7	43.7
Height net [in]	77.5	77.5	77.5	77.5
Depth net [in]	36.96	36.96	36.96	36.96
<b>Environment-specific data</b>				
Energy consumption at set-point -80 °C and ambient temperature = 21 °C [kWh/d]	8.1	8.1	8.1	8.1
Average heat dissipation at set-point -80 °C and ambient temperature = 21 °C [W]	340	340	340	340
Sound-pressure level [dB(A)]	47	47	47	47
<b>Fixtures</b>				
Number of shelves (std./max.)	3/13	3/13	3/13	3/13
<b>Load-variants</b>				
Freezer racks per compartment	6	6	6	6
Cryoboxes, 50 mm	528	528	528	528

1 All technical data is specified for unloaded units with standard equipment at an ambient temperature of +22 °C ±3 °C and a power supply voltage fluctuation of ±10%. The temperature data is determined in accordance to BINDER factory standard following DIN 12880, observing the recommended wall clearances of 10 % of the height, width, and depth of the inner chamber. All indications are average values, typical for units produced in series. We reserve the right to change technical specifications at any time.

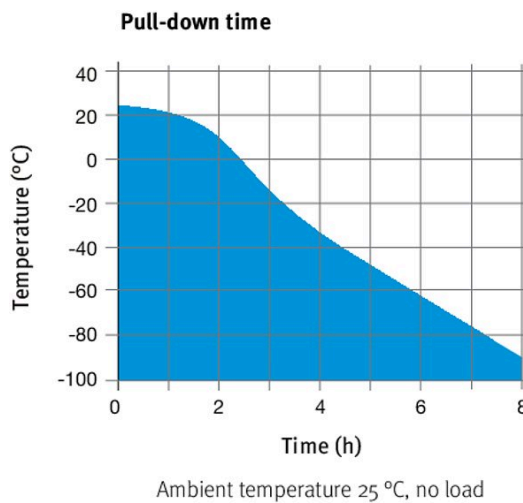
**DIMENSIONS INCL. FITTINGS AND CONNECTIONS [MM]**



**CHARTS**



Heating up rate



Cooling down rate

**OPTIONS**

Designation	Description	*	Art.-No.
<b>Alarm system, battery-backed</b>	for maintaining temperature display, alarm messages, and communication	-	8012-1910
<b>Analog output 4-20 mA</b>	for temperature values (output not adjustable)	-	8012-1898
<b>Buck-boost converter</b>	automatic voltage compensation	-	8012-1897
<b>Calibration certificate, expanded</b>	for temperature; for extending the measurement in center of chamber to include another test temperature	-	8012-1126
<b>Calibration certificate, temperature</b>	for temperature, measurement in center of chamber at specified temperature	-	8012-0031
	temperature measurement incl. certificate, 20 measuring points at specified temperature	-	8012-0925
<b>Compartment doors</b>	Foam-filled compartment doors with gasket	-	8012-1894
<b>CO<sub>2</sub> backup cooling</b>	factory installed (allow for increased depth of UF V: 1085 mm), includes the option of a battery-backed alarm system	-	8012-1936
<b>Door access system</b>	consisting of electromechanical door locking mechanism and electronic access control via NumPad	-	8012-1899
<b>Door lock</b>	lockable door handle	-	8012-1911
<b>Shipping pallet</b>	with unloading ramp for installing unit without forklift	-	8012-1907
<b>Switch cover</b>	Lockable main switch cover	-	8012-1980

\* Notes › See last page

## ACCESSORIES

Designation	Description	*	Art.-No.
<b>5 m power cable</b>	C 13 refrigerator connection cable with BS 1363 British plug	-	5023-0285
	C 13 refrigerator connection cable with CEE 7/7 European plug	-	5023-0283
	C 13 refrigerator connection cable with type 13 Swiss plug	-	5023-0284
<b>Chamber rack with drawer, stainless steel</b>	for 5x4 standard boxes (50 mm) incl. boxes, dimensions: H 285 x W 140 x D 560 mm	-	6017-0046
	for 5x4 standard boxes (50 mm), dimensions: H 285 x W 140 x D 560 mm	-	6017-0045
	for 6x4 standard boxes (50 mm) incl. boxes, dimensions: H 340 x W 140 x D 560 mm	-	6017-0052
<b>Chamber rack, aluminum</b>	for 6x4 standard boxes (50 mm), dimensions: H 340 x W 140 x D 560 mm	-	6017-0051
	for 5x4 standard boxes (50 mm) incl. boxes, dimensions: H 276 x W 139 x D 558 mm	-	6017-0042
	for 5x4 standard boxes (50 mm), dimensions: H 276 x W 139 x D 558 mm	-	6017-0041
	for 6x4 standard boxes (50 mm) incl. boxes, dimensions: H 331 x W 139 x D 558 mm	-	6017-0048
<b>Chamber rack, stainless steel</b>	for 6x4 standard boxes (50 mm), dimensions: H 331 x W 139 x D 558 mm	-	6017-0047
	for 5x4 standard boxes (50 mm) incl. boxes, dimensions: H 276 x W 139 x D 558 mm	-	6017-0044
	for 5x4 standard boxes (50 mm), dimensions: H 276 x W 139 x D 558 mm	-	6017-0043
<b>Chamber rack, stainless steel</b>	for 6x4 standard boxes (50 mm) incl. boxes, dimensions: H 331 x W 139 x D 558 mm	-	6017-0050
	for 6x4 standard boxes (50 mm), dimensions: H 331 x W 139 x D 558 mm	-	6017-0049
<b>Cryoboxes</b>	set consisting of 36 cardboard boxes with sample dividers	-	6017-0053
<b>Data Logger Kit</b>	T 220: For continuous temperature logging from -90 °C to 220 °C. The kit includes 1 data logger, Pt 100 sensor with 2 m extension cable and 1 magnetic fixture for mounting to the BINDER unit	-	8012-0715
<b>Deicing kit</b>	consisting of de-icing tray, wiper and scraper	-	8012-1909
<b>Multi Management Software</b>	Multi Management Software APT-COM™		
	version 4, BASIC edition	-	9053-0039
	version 4, GLP edition	-	9053-0042
	version 4, PROFESSIONAL edition	-	9053-0040
<b>Options/Accessories</b>	The kit contains a client bridge that establishes a wireless connection between BINDER units and APT-COM4, LIMS, or customer-specific software via an Ethernet interface. It provides an alternative solution in situations where units need to be positioned in locations without an on-site Ethernet connection. In secured networks, installation and configuration must be performed by the customer's IT service.	-	8500-0164
<b>pH-neutral detergent</b>	concentrated, for gentle remove of residual contaminants; 1 kg	-	1002-0016
<b>Qualification documents</b>	IQ/OQ documents – supporting documents for validation performed by customers, consisting of: IQ/OQ checklists incl. calibration guide and comprehensive unit documentation; parameters: temperature, CO <sub>2</sub> , O <sub>2</sub> , pressure, depending on unit		
	Digital in PDF format	-	7057-0001
	Hard copy inside folder	-	7007-0001
	IQ/OQ/PQ documents – supporting documents for validation performed by customers, according to customer requirements, PQ section added to qualification folder IQ/OQ; parameters: temperature, CO <sub>2</sub> , O <sub>2</sub> – or pressure, depending on unit		
	Digital in PDF format	-	7057-0005
	Hard copy inside folder	-	7007-0005
<b>Shelf</b>	Incl. shelf supports stainless steel	-	8012-1902

\* Notes › See last page

**SERVICES**

Designation	Description	*	Art.-No.
<b>Installation services</b>			
Installation of CO <sub>2</sub> backup cooling	Installation of CO <sub>2</sub> backup cooling on unit	05	DL02-8002
Unit installation	Connect the unit to the customer-side connections (electricity, water, wastewater, gas), basic functions check, brief operating instructions. (excl.: unpacking, setup, controller instructions, programming, installation work)	05	DL10-0300
Unit instructions	Instruction regarding operating principle and basic functions of the unit, operation of the control electronics including programming	05	DL10-0700
<b>Maintenance services</b>			
BRONZE 3-year maintenance contract	Maintenance service as contractually agreed, visual inspection of mechanical and electrical components, check of control response, 20% discount on spare parts	05	DL20-0710
GOLD 3-year maintenance contract	Maintenance service as contractually agreed, visual inspection of mechanical and electrical components, check of control response, 20% discount on spare parts, testing of all key functions, replacement of wear parts, calibration of one test temperature specified by the user in the center of the usable space, including certificate	05	DL20-0910
Maintenance	One-off maintenance service in accordance with maintenance schedule. Visual inspection of mechanical and electrical components, testing of all key functions. Calibration of a test temperature specified by the user in center of usable space without certificate	05	DL20-0200
SILVER 3-year maintenance contract	Maintenance service as contractually agreed, visual inspection of mechanical and electrical components, check of control response, 20% discount on spare parts, testing of all key functions, calibration of one test temperature specified by the user in the center of the usable space, without certificate	05	DL20-0810
<b>Calibration services</b>			
Temperature calibration	Calibration of one (1) test temperature specified by the user in center of chamber, including certificate	03, 04, 05	DL30-0101
	Extension of calibration of one (1) additional test temperature specified by the user in the center of the usable space, including certificate	03, 04, 05	DL30-0102
Temperature measurement, 20 measuring points	Temperature measurement with 20 measuring points with a set value specified by the user, including certificate	03, 04, 05	DL30-0620
<b>Validation services</b>			
Execution of IQ/OQ	Execution of IQ/OQ in accordance with qualification folder	05	DL41-0200
Execution of IQ/OQ/PQ	Execution of IQ/OQ/PQ in accordance with qualification folder	05	DL44-0500

\* Notes › See last page

## NOTES

- 01 Condensation may occur in the area around the access port. Access ports may be placed in custom locations for an additional charge.
- 02 UL mark is not granted when this option is used.
- 03 Sensor calibration is performed in an accredited calibration laboratory.
- 04 Calibration is performed according to the BINDER factory standard.
- 05 Quoted prices do not include travel costs. Please refer to the chapter on BINDER Service for travel costs for your region. Quoted prices for services performed in Switzerland do not include a country-specific added fee (available on request).

**BINDER GmbH**  
Tuttlingen, Germany  
TEL +49 7462 2005 0  
FAX +49 7462 2005 100  
info@binder-world.com  
www.binder-world.com

**BINDER Asia Pacific (Hong Kong) Ltd.**  
Kowloon, Hong Kong, P.R. China  
TEL +852 39070500  
FAX +852 39070507  
asia@binder-world.com  
www.binder-world.com

**Representative Office for CIS**  
Moscow, Russia  
TEL +7 495 988 15 16  
FAX +7 495 988 15 17  
russia@binder-world.com  
www.binder-world.com

**BINDER Environmental Testing  
Equipment (Shanghai) Co., Ltd.**  
Shanghai, P.R. China  
TEL +86 21 685 808 25  
FAX +86 21 685 808 29  
china@binder-world.com  
www.binder-world.com

**BINDER Inc.**  
Bohemia, NY, USA  
TEL +1 631 224 4340  
FAX +1 631 224 4354  
usa@binder-world.com  
www.binder-world.us