


# N2863A Passive Oscilloscope Probe

Data Sheet



## Characteristics

Operating temperature	0° C to 50° C, 80% RH
Storage temperature	0° C to 50° C, 80% RH
Cable length	1.2 m
Bandwidth	DC to 300 MHz
Risetime	1.16 ns
Attenuation ratio	10:1
Input resistance	10 M $\Omega$ (when terminated into 1 M $\Omega$ )
Input capacitance	$\approx$ 12 pF
Maximum input	300 V RMS
Compensation	5-30 pF
Safety	Conformance to IEC-1010



Agilent Technologies

# Compensation Adjustments

The probes can be adjusted for low-frequency compensation and high-frequency compensation. For the best measurements you should compensate your probe to match its characteristics to the oscilloscope. A poorly compensated probe can introduce measurement errors. Low-frequency compensation should be performed before performing high-frequency compensation.




Figure 1. Low-frequency compensation adjustment.

## Low-frequency compensation

1. Connect the probe from the appropriate oscilloscope channel to 1 kHz square wave source.
2. Press Autoscale. Adjust the oscilloscope to display two to three cycles of the waveform over two to six vertical divisions.
3. Set the low-frequency compensation adjustment on the probe for the flattest pulse possible (see Figure 2).

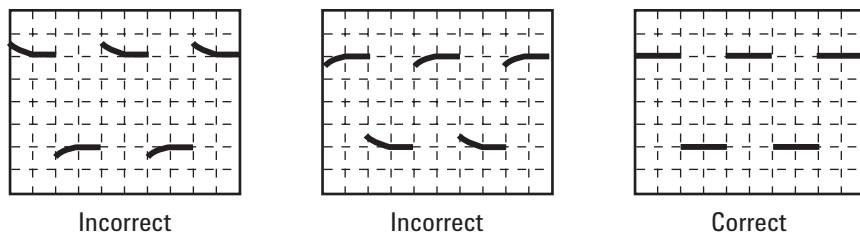


Figure 2.

## High-frequency compensation

1. Using the BNC adapter, connect the probe to a square wave generator operating between 10 kHz and 1 MHz, and terminated into 50  $\Omega$ .
2. Press Autoscale. Adjust the oscilloscope to display one cycle of the waveform over two to six vertical divisions.
3. Set the high-frequency compensation adjustment on the probe for the flattest, most square, and most horizontal pulse possible (see Figure 4).




Figure 3. High-frequency compensation adjustment.

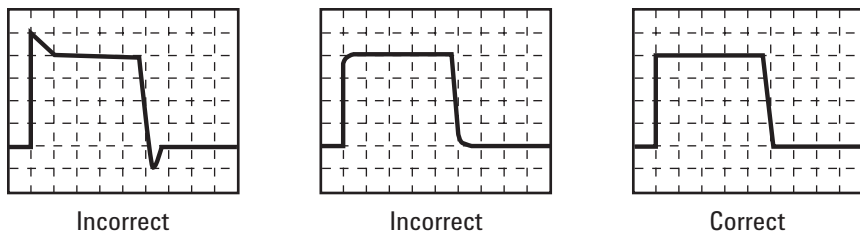


Figure 4.

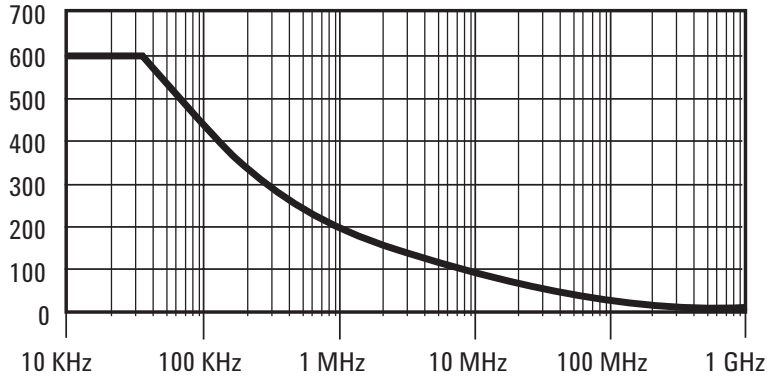


Figure 5. Voltage derating curve



### Accessory Kit

Item	Description	Quantity
1	Retractable hook	1
2	Adjustment tool	1
3	Insulating cap	1
4	IC insulating cap	1
5	Identification tags (green,yellow, purple and pink)	2 ea
6	Probe tip	1
7	Ground spring	1
8	BNC adapter	1
9	Ground lead (black 12 cm)	1

### Agilent Technologies' Test and Measurement Support, Services, and Assistance

Agilent Technologies aims to maximize the value you receive, while minimizing your risk and problems. We strive to ensure that you get the test and measurement capabilities you paid for and obtain the support you need. Our extensive support resources and services can help you choose the right Agilent products for your applications and apply them successfully. Every instrument and system we sell has a global warranty. Two concepts underlie Agilent's overall support policy: "Our Promise" and "Your Advantage."

#### Our Promise

Our Promise means your Agilent test and measurement equipment will meet its advertised performance and functionality. When you are choosing new equipment, we will help you with product information, including realistic performance specifications and practical recommendations from experienced test engineers. When you receive your new Agilent equipment, we can help verify that it works properly and help with initial product operation.

#### Your Advantage

Your Advantage means that Agilent offers a wide range of additional expert test and measurement services, which you can purchase according to your unique technical and business needs. Solve problems efficiently and gain a competitive edge by contracting with us for calibration, extra-cost upgrades, out-of-warranty repairs, and on-site education and training, as well as design, system integration, project management, and other professional engineering services. Experienced Agilent engineers and technicians worldwide can help you maximize your productivity, optimize the return on investment of your Agilent instruments and systems, and obtain dependable measurement accuracy for the life of those products.



### Agilent Email Updates

[www.agilent.com/find/emailupdates](http://www.agilent.com/find/emailupdates)

Get the latest information on the products and applications you select.



### Agilent Direct

[www.agilent.com/find/agilentdirect](http://www.agilent.com/find/agilentdirect)

Quickly choose and use your test equipment solutions with confidence.

### Agilent T&M Software and Connectivity

Agilent's Test and Measurement software and connectivity products, solutions and developer network allows you to take time out of connecting your instruments to your computer with tools based on PC standards, so you can focus on your tasks, not on your connections. Visit [www.agilent.com/find/connectivity](http://www.agilent.com/find/connectivity) for more information.

For more information on Agilent Technologies' products, applications or services, please contact your local Agilent office. The complete list is available at:

[www.agilent.com/find/contactus](http://www.agilent.com/find/contactus)

#### Phone or Fax

##### United States:

(tel) 800 829 4444  
(fax) 800 829 4433

##### Canada:

(tel) 877 894 4414  
(fax) 800 746 4866

##### China:

(tel) 800 810 0189  
(fax) 800 820 2816

##### Europe:

(tel) 31 20 547 2111

##### Japan:

(tel) (81) 426 56 7832  
(fax) (81) 426 56 7840

##### Korea:

(tel) (080) 769 0800  
(fax) (080) 769 0900

##### Latin America:

(tel) (305) 269 7500

##### Taiwan:

(tel) 0800 047 866  
(fax) 0800 286 331

##### Other Asia Pacific Countries:

(tel) (65) 6375 8100  
(fax) (65) 67556 0042

Email: [tm\\_ap@agilent.com](mailto:tm_ap@agilent.com)

Contacts revised: 1/12/05

Product specifications and descriptions in this document subject to change without notice.

© Agilent Technologies, Inc. 2005

Printed in USA April 18, 2005  
5989-2855EN

