

# BrightLink® 425Wi/430i/435Wi

## Interactive Projectors



BrightLink 435Wi shown



430i / 435Wi



425Wi



### Interactivity Made Affordable — Wall Mount Included.

- **Bright performance** — 3000 lumens (430i/435Wi), 2500 lumens (425Wi) color and white light output<sup>1</sup>
- **Advanced connectivity** — connect devices via HDMI, wired or optional wireless LAN, and more; supports PC, Mac®, DVD/Blu-ray® and document cameras, plus wireless iPad®/ iPod® connectivity<sup>3</sup>
- **Large images, short throw distance** — project XGA (1024 x 768), 4:3 images up to 106"; WXGA (1280 x 800), 16:10 images up to 113" with minimal shadowing
- **Turn most surfaces into an interactive learning center** — interactive functionality in one projector + pen combination; no need to purchase a whiteboard
- **Easy installation and setup** — convenient telescopic mount arm, horizontal and vertical keystone correction, Quick Corner® and more
- **Total interactive solution** — includes short-throw projector, two interactive module pens, wall mount, cables, and annotation software for one low price — everything you need
- **Optional RM Easiteach™ curriculum software available**



# BrightLink® 425Wi/430i/435Wi

## Interactive Projectors

Product Name	Product Code
BrightLink 425Wi projector	V11H44852M
BrightLink 425Wi with RM Easiteach	V11H44852MR
BrightLink 430i projector	V11H46952M
BrightLink 430i with RM Easiteach	V11H46952MR
BrightLink 435Wi projector	V11H44952M
BrightLink 435Wi with RM Easiteach	V11H44952MR

### Specifications

**Projection System**  
RGB liquid crystal shutter projection system

**Projection Method**  
Front/rear/ceiling mount

**Driving Method**  
Poly-silicon TFT Active Matrix

**Pixel Number**  
430i: 786,432 dots (1024 x 768) x 3  
425Wi/435Wi: 1,024,000 dots (1280 x 800) x 3

**Color Light Output<sup>1</sup>**  
430i/435Wi: 3000 lumens  
425Wi: 2500 lumens

**White Light Output<sup>1</sup>**  
430i/435Wi: 3000 lumens (ISO 21118 standard)  
425Wi: 2500 lumens (ISO 21118 standard)

**Aspect Ratio**  
430i: 4:3 native  
425Wi/435Wi: 16:10 native

**Native Resolution**  
430i: 1024 x 768 (XGA)  
425Wi/435Wi: 1280 x 800 (WXGA)

**Resize**  
640 x 480 (VGA), 800 x 600 (SVGA),  
1024 x 768 (XGA / 435Wi only), 1152 x 864 (SXGA), 1280 x 800 (WXGA / 430i only),  
1280 x 960 (SXGA2), 1280 x 1024 (SXGA3),  
1280 x 768 (WXGA 60-1 / 430i only),  
1360 X 768 (WXGA 60-2), 1440 X 900 (WXGA+),  
1400 X 1050 (SXGA+), 1600 X 1200 (UXGA)

**Lamp Type**  
230 W UHE (E-TORL™)

**Lamp Life<sup>2</sup>**  
425Wi/430i/435Wi: Up to 6000 hours (ECO Mode)  
430i/435Wi: Up to 4000 hours (Normal Mode)  
425Wi: Up to 5000 hours (Normal Mode)

**Throw Ratio Range**  
430i: 0.54 – 0.74  
425Wi/435Wi: 0.48 – 0.65

**Size (projected distance)**  
430i: 63" – 106"  
425Wi/435Wi: 68" – 113"

**Keystone Correction (manual)**  
Vertical: ± 15 degrees  
Horizontal: ± 15 degrees

**Mac Connectivity**  
Projector is Mac compatible via USB, DVI to HDMI or VGA adapter (not included)

**Contrast Ratio**  
Up to 3000:1

**Color Reproduction**  
16.77 million colors

### Projection Lens

**Type**  
No optical zoom/Manual focus

**F-number**  
1.80

**Focal Length**  
6.48 mm

**Zoom Ratio**  
Digital zoom 1.0 – 1.35

### Other

**Display Performance**  
NTSC: 480 lines  
PAL: 576 lines  
(Depends on observation of the multi-burst pattern)

**Input Signal**  
NTSC/NTSC4.43/PAL/M-PAL/N-PAL/  
PAL60/SECAM

**Interfaces**  
Computer/component video: D-sub 15 pin x 2  
S-video: Mini DIN x 1  
Composite video: RCA (Yellow) x 1  
Audio in: RCA x 1 (L and R), Mini stereo x 2  
USB connector: Type B x 1 (USB display, audio and mouse control)  
USB connector: Type A x 1 (USB memory/document camera)  
HDMI x 1  
RJ-45 x 1  
Serial: RS-232c x 1  
Monitor out: D-sub 15pin x 1  
Audio out: Mini stereo x 1  
Microphone: Mini stereo x 1  
Wireless LAN port: 802.11 b/g/n

**Audio Output**  
16 W mono speaker

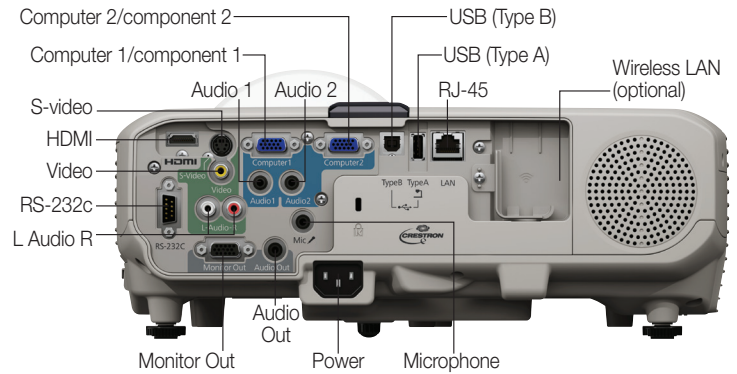
**Operating Temperature**  
41 ° to 95 °F (5 ° to 35 °C)

**Power Supply Voltage**  
100 – 240 V ± 10%, 50/60 Hz AC

**Power Consumption**  
425Wi: 294 W (Normal Mode)  
244 W (ECO Mode)  
6.20 W Standby (Communication On)  
0.29 W Standby (Communication Off)  
430i/435Wi: 332 W (Normal Mode)  
241 W (ECO Mode)  
6.80 W Standby (Communication On)  
0.28 W Standby (Communication Off)

**Fan Noise**  
425Wi: 35 dB (Normal Mode)  
28 dB (ECO Mode)  
430i/435Wi: 37 dB (Normal Mode)  
29 dB (ECO Mode)

**Security**  
Kensington® security lock port, padlock and security cable hole, password protect function



### Dimensions (W x D x H)

Including feet: 13.6" x 11.7" x 6.2"  
Excluding feet: 13.6" x 10.9" x 4.1"  
425Wi: Weight 8.5 lb  
430i/435Wi: Weight 8.7 lb

### Remote Control

**Features**  
Source search, video, LAN, computer, USB, power, aspect, color mode, volume, e-zoom, A/V mute, freeze, menu, page up and down, help, auto, mouse functions, user, esc

**Operating Angle**  
Right/left: ± 30 degrees  
Upper/lower: 10 to 70 degrees

**Operating Distance**  
19.7 ft (6 m)

### Support

**The EPSON Connection<sup>SM</sup>**  
Pre-sales support  
U.S. and Canada 800-463-7766  
Internet website www.epson.com

**Service Programs**  
Two-year projector limited warranty, EPSON® Road Service program, PrivateLine® dedicated toll-free support (U.S. and Canada only) and 90-day limited lamp warranty

### What's In the Box

BrightLink 425Wi or 430i or 435Wi projector, wall mount, interactive module, two interactive module pens, pen tray, USB cable, Easy Interactive Driver CD, user's guide CD, rechargeable batteries and charger, TeamBoard Draw! CD, quick setup guide, power cord, computer cable (VGA), projector remote control, batteries, user manual CD, projector software CD, Quick Setup Sheet, PrivateLine support card, password protection sticker and lens cover

### Accessory Part Numbers

Genuine EPSON lamp	V13H010L61
Replacement air filter	V13H134A36
Interactive module pen	V12H442001
Short-throw wall mount (ELPMB27)	V12H003727
PowerLite® Pilot™ (ELPC801)	V12H443020
Active Speakers (ELPSP02)	V12H467020
Wireless pendant microphone (ELPMC02)	V12H4430M2
Wireless 802.11b/g/n LAN unit (ELPAP07)	V12H418P12
Quick wireless connection USB key (ELPAP08)	V12H005M08
EPSON DC-06 document camera (ELPDC06)	V12H321005
EPSON DC-06 document camera (ELPDC11)	V12H377020
Universal projector ceiling mount	ELPMBPJF
Adjustable suspended ceiling channel kit	ELPMBP01
False ceiling plate kit	ELPMBP02
Structural round ceiling plate kit	ELPMBP03
Adjustable extension column (pipe) 8" – 11"	ELPMB0C1
Component to VGA cable	ELPKC19
Kensington security lock	ELPSL01
90" whiteboard	V12H468002
96" whiteboard	V12H468001

### Packaging Specifications

**BrightLink 425Wi:**  
Dimensions 16.7" x 14.7" x 10.7" (W x D x H)  
Weight 13.4 lb

**BrightLink 430i/435Wi:**  
Dimensions 16.7" x 14.7" x 10.7" (W x D x H)  
Weight 13.6 lb

**Genuine EPSON Lamp**  
Dimensions 6.3" x 5.6" x 5.6" (W x D x H)  
Weight 0.7 lb

Master Carton  
Dimensions 28.4" x 13.1" x 6.8" (W x D x H)  
Weight 9.5 lb  
Units Per Master Carton: 10

**Replacement Air Filter**  
Dimensions 8.0" x 3.3" x 1.1" (W x D x H)  
Weight 0.1 lb

Master Carton  
Dimensions 11.3" x 8.3" x 3.7" (W x D x H)  
Weight 1.5 lb  
Units Per Master Carton 10

**Wall Mount**  
Dimensions 36.6" x 10.8" x 12.2" (W x D x H)  
Weight 30.4 lb

# BrightLink® 425Wi/430i/435Wi

## Interactive Projectors

### Interactive Specifications

**Calibration**

Manual

**Input/Output**

I/F: USB Type A

**Electrical**

Power Supply Method: USB

Rated Voltage: 5 V

Rated Current: 180 mA

### Interactive Functions

**Screen Size Support (min. – max.)**

**BrightLink 425Wi/435Wi**

**(WXGA model)** XGA (4:3): 60" to 100"

WXGA (16:10): 68" to 113"

Widescreen (16:9): 66" to 110"

**BrightLink 430i**

**(XGA model)** XGA (4:3): 63" to 106"

WXGA (16:10): 66" to 100"

Widescreen (16:9): 58" to 97"

**Technology**

Infrared; 940 nm

**Input Device**

Digital pen

**PC Connection**

USB


**Multiple Input Support**

No

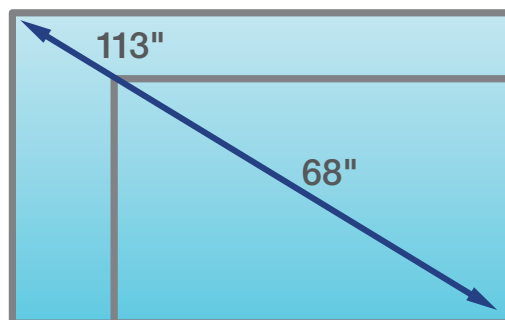
**Compatibility Requirements**

**Easy Interactive Driver:** Windows® 2000 SP4, Windows XP SP2 (Home Edition/ Professional), Windows Vista® (All editions except for Starter), Windows 7 (32-bit or 64-bit), Mac OS® X 10.3.x, 10.4.x, 10.5.x, 10.6.x, 10.7.x

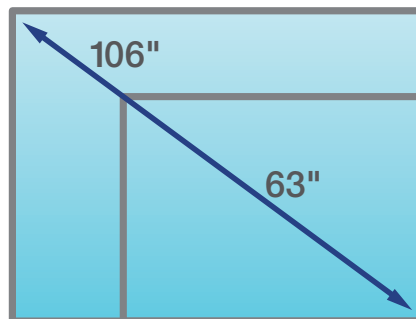
**Easy Interactive Tools:** (available from support site, go to [epson.com](http://epson.com)) Windows 2000 SP4, Windows XP SP2 (Home Edition/ Professional), Windows Vista (All editions except for Starter), Windows 7 (32-bit or 64-bit), Mac OS X 10.4.x, 10.5.x, 10.6.x, 10.7.x



Two interactive pens included



WXGA Variable interactive image sizes from 68" to 113" in WXGA (16:10)



XGA Variable interactive image sizes from 63" to 106" in XGA (4:3)

- 1 Color and white light output will vary depending on mode selected. White light output measured using ISO 21118 standard.
- 2 Lamp life will vary depending upon mode selected, environmental conditions and usage. Lamp brightness decreases over time.
- 3 Functionality may vary depending on hardware, application, and/or provider restrictions or limitations. Devices and cables not included.



**Better Products for a Better Future™**  
[eco.epson.com](http://eco.epson.com)

**Epson America, Inc.**  
3840 Kilroy Airport Way, Long Beach, CA 90806

**Epson Canada Limited**  
185 Renfrew Drive, Markham, Ontario L3R 6G3

[www.epson.com](http://www.epson.com)  
[www.epson.ca](http://www.epson.ca)

EPSON, E-TORL, PowerLite and Quick Corner are registered trademarks, EPSON Exceed Your Vision is a registered logomark and Better Products for a Better Future is a trademark of Seiko Epson Corporation. BrightLink and PrivateLine are registered trademarks, Pilot is a trademark and EPSON Private Connection is a service mark of Epson America, Inc. iPad, iPod, Mac and Mac OS are trademarks of Apple Inc., registered in the U.S. and other countries. SmartWay is a service mark of the U.S. Environmental Protection Agency. All other product and brand names are trademarks and/or registered trademarks of their respective companies. Epson disclaims any and all rights in these marks. Copyright 2011 Epson America, Inc. 12/11