

## Work Across the Board



Interactive Projection Solutions for All Learning Environments

# Introducing **BrightLink** Interactive Solutions

Choose from a wide array of products — from easy-to-add-on interactive modules to new and truly amazing interactive possibilities. Select the EPSON® BrightLink interactive features that best match your users, your goals and your budget.

*Choose from  
6 projectors,  
all with HDMI*



*Dual or single  
pen options*





### Interactive Modules




### Short-Throw Interactive Projectors



### Ultra-Short-Throw Interactive Projectors

There are several products to choose from with HDMI connectivity — ultra-short-throw and short-throw projectors, or interactive modules with plenty of options. Eliminate the constraints and expenses of interactive whiteboards. Outshine other projectors and transform almost any wall or dry-erase board — and even tables — with BrightLink solutions.



#### BrightLink Solo™

#### Interactivity for ANY brand of projector

Add interactive capabilities to long-throw and ceiling-mounted projectors.<sup>1</sup>

**Interactive Area:**  
WXGA: 60" up to 96" D  
XGA: 63" up to 102" D



#### BrightLink 425Wi, 430i, 435Wi

#### Interactivity with versatility

Get one of the largest interactive areas without the premium price — up to 113" diagonally, WXGA. It's more interactive area with less expense.

Select the size to match your needs. It works on almost any surface (Wall mount included).

**Interactive Area:**  
WXGA: 68" up to 113" D  
XGA: 63" up to 106" D



#### BrightLink 475Wi, 480i, 485Wi

#### Switch sources, keep writing

Annotate from any connected source<sup>2</sup> — iPad®/iPhone®/ iPod touch,<sup>®</sup> document cameras, Blu-ray®/DVD players, even PC-free<sup>3</sup>

Dual pens for two users to work simultaneously.



**Interactive Area:**  
WXGA: 60" up to 100" D  
XGA: 56" up to 93" D

Select your choice of mounting solutions — i-Wall or i-Table.

Find Out More ▶  
Scan this QR Code for BrightLink Interactive Projection Solutions for all learning environments.





## Interactivity 3.0 — change your source and open your world to interactive capabilities.

### Switch Sources And Keep Writing

Increase the value and utilization of your multimedia devices. Use built-in annotation tools, or connect via a wired or wireless LAN to unlock powerful new features. Annotate over the network, from an iPad/iPhone/iPod touch, DVD/Blu-ray player or document camera. You can even annotate without any device at all; use the built-in tools PC-free. Teachers are free to connect existing resources already in their environment, while inviting students up to engage directly with the content.



Computer



Document Camera



DVD/Blu-ray



iPad®



iPhone®



VCR

### Interactivity Built For Two — Dual Pens

Now two users can work simultaneously, or independently, with dual pen support and Epson's Easy Interactive Tools (EIT2) Software.<sup>3</sup> Students can work together seamlessly and share ideas and information.



# Ultra Short Throw



## i-Wall Or i-Table — You Decide

Versatile mounting solutions turn walls or tables into interactive areas. Set up quickly — calibration is automatic and no drivers are required.<sup>4</sup>

Pick from three models. With any choice, get sharp, clear image quality, plus interactivity that is always available and always shining bright.



“The BrightLink’s ultra-short-throw technology reduces shadow interference and all but eliminates eye glare. And the picture is clear even when the lights are on.”

*Eric Sabatini*  
SEVENTH GRADE TEACHER

Switch Your Source To A Document Camera And Keep Writing?<sup>2</sup>



	BrightLink 475Wi	BrightLink 480i	BrightLink 485Wi
Lumens	2600 white/color <sup>5</sup>	3000 white/color <sup>5</sup>	3100 white/color <sup>5</sup>
Aspect Ratio	WXGA	XGA	WXGA
Interactive Area (Max.)	60" – 100"D	56" – 93"D	60" – 100"D
Lamp Life (normal/ECO)	3000/4000 <sup>6</sup> Hours	3000/4000 <sup>6</sup> Hours	3000/4000 <sup>6</sup> Hours
Drivers	Driverless <sup>4</sup>		
Calibration	Automatic		
Pen	Dual pen input		
Annotation Sources	Computer and PC-free supported devices — Document cameras, iOS mobile devices, DVD/Blu-ray, videos (Projector inputs: HDMI, RJ-45, RS-232, USB A, USB B, RCA, VGA 1, VGA 2)		
Operating Systems	PC, Mac <sup>®</sup> , Linux (Ubuntu) <sup>7</sup>		
iOS	Epson's iProjector app – iPad, iPhone, iPod touch. Display Microsoft <sup>®</sup> Word <sup>®</sup> , PowerPoint <sup>®</sup> , Excel <sup>®</sup> files, Apple <sup>®</sup> Keynote, Adobe <sup>®</sup> pdf, jpeg images or Dropbox content via your networked BrightLink		
Sound	Built-in 16 W speaker and microphone jack		
Network Management	HDMI, Crestron <sup>®</sup> RoomView		
Software	Easy Interactive Tools, TeamBoard Draw! <sup>®</sup> , RM EasiTeach <sup>®</sup> (optional) <sup>8</sup>		

Complete specifications at [epson.com/brightlink](http://epson.com/brightlink)



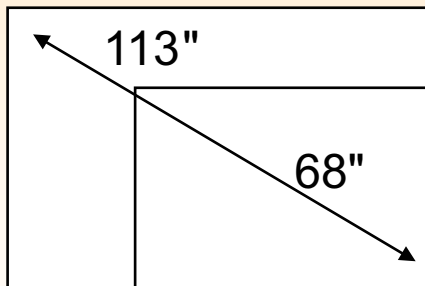
New interactive short-throw projectors from the company that brought you the #1 selling interactive projector for two years running.<sup>9</sup>

## Get The Whole Picture With BrightLink

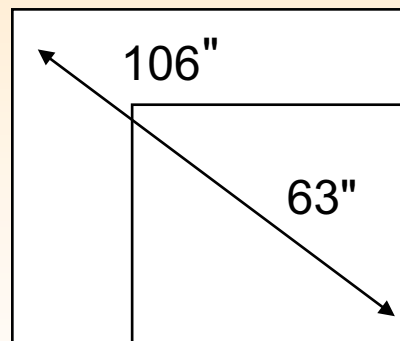
Take advantage of one of the largest interactive learning areas available without paying a premium for size. Get up to a 113" diagonal interactive area from just 36" away. Work with 102% more active area than a typical 77" board (4:3 aspect ratio) and 69% more than a typical 87" board (16:10 aspect ratio).<sup>10</sup>

## Interactivity With Versatility


While interactive whiteboards are limited to a predetermined height and width, BrightLink has no such constraints. Set the size of the interactive area to fit your available space. Use one type of hardware to fit in various types of spaces, and reduce the complexity and cost of managing and maintaining multiple types of equipment.



**WXGA**  
Variable image sizes from 68" up to 113" diagonal in WXGA (16:10)



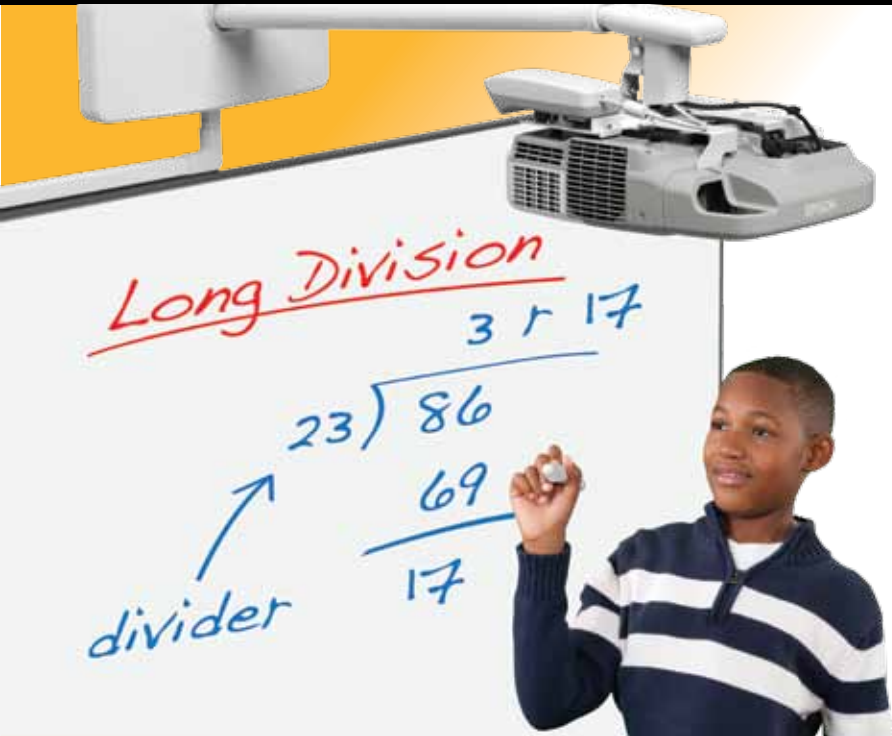
**XGA**  
Variable image sizes from 63" up to 106" diagonal in XGA (4:3)



*Get the whole picture!*

102% more active area than a 77" XGA board  
69% more active area than an 87" WXGA board



# Short Throw



“My colleagues especially loved how I didn’t have to give up my standard whiteboard. Though they can’t write on their interactive boards with dry-erase markers, I can write on my board with markers. I didn’t have to come up with classroom space, which I don’t have, for an interactive whiteboard.”

*Lori Velazquez*  
THIRD GRADE TEACHER

Transform all those dry-erase boards into multi-function devices just by adding interactive functionality. BrightLink works on almost any surface — an existing dry-erase board, a flat wall, or a chalkboard with dry-erase paint.



	BrightLink 425Wi	BrightLink 430i	BrightLink 435Wi
Lumens	2500 white/color <sup>5</sup>	3000 white/color <sup>5</sup>	3000 white/color <sup>5</sup>
Aspect Ratio	WXGA	XGA	WXGA
Interactive Area (Max.)	68" – 113"D	63" – 106"D	68" – 113"D
Lamp Life (normal/ECO)	5000/6000 <sup>6</sup> Hours	4000/6000 <sup>6</sup> Hours	4000/6000 <sup>6</sup> Hours
Drivers	Easy interactive drivers		
Calibration	Manual		
Pen	Single pen input		
Annotation Sources	Computer only		
Operating Systems	PC, Mac		
iOS	Epson's iProjector app – iPad, iPhone, iPod touch. Display Microsoft Word, PowerPoint, Excel files, Apple Keynote, Adobe pdf, jpeg images or Dropbox content via your networked BrightLink		
Sound	Built-in 16 W speaker and microphone jack		
Network Management	HDMI, Crestron RoomView		
Software	Easy Interactive Tools, TeamBoard Draw!, RM EasiTeach (optional) <sup>8</sup>		

Complete specifications at [epson.com/brightlink](http://epson.com/brightlink)



## Turn installed projectors (from any brand) interactive with BrightLink Solo.<sup>1</sup>

### Ready To Go When You Are

BrightLink Solo adds interactive capabilities to any long-throw or ceiling-mounted projector. This lightweight, interactive module comes with a pre-attached arm and mount, and requires just a few screws (included) to secure it into place. Simply install BrightLink Solo, connect it directly to a Windows® or Mac computer via USB, and transform virtually any standard projected image into an interactive one.

### BrightLink Solo Features/Benefits

BrightLink Solo creates an interactive area up to 102" (XGA) and up to 96" (WXGA) on standard whiteboards or plain walls. It even works in the shadow areas cast from long-throw projectors. And, just like its sister products, BrightLink Solo comes with everything you need from installation to instruction.

- Two interactive pens
- Batteries and charger
- Pen tray
- Interactive annotation software
- BrightLink training resources





# Advanced Connectivity

## Network your projector to unlock its full potential.


### Connect to Your LAN Via Wired Or Wireless Connections

- Wirelessly share files and photos from iPad/iPhone/iPod touch mobile devices.<sup>11</sup>
- Transmit data, including audio, through a wired or wireless (802.11 b/g/n) connection.
- Present visual and audio content and interact with that content using BrightLink's built-in, PC-free annotation tools.
- Broadcast messages with the multi-screen display feature. Allow up to four users to send and display data simultaneously from their PCs to any networked projector.
- Secure confidential data transmissions by utilizing advanced network security protocols, including WEP and WPA2.



### Monitor And Control Remotely<sup>12</sup>

Epson's EasyMP® Monitor software, provided free of charge to EPSON projector owners, allows you to remotely configure your projector and monitor the status, including power, lamp hours, temperature, and filter conditions. Minimize downtime and increase productivity by utilizing e-mail notifications to receive information on projector conditions.



### Crestron RoomView Compatible

IT managers using Crestron RoomView can add network-connected BrightLink projectors to this popular software's monitor and control functions.



# Easy Integration

The BrightLink pen works just like a mouse on your PC/Mac. Use it to tap and double tap, to open, close and navigate. When it's time to write, Epson offers options to suit your users and their comfort level with regard to technology.

## BrightLink Fits Into Your Daily Workflow, Regardless Of How You Use It

1. For schools already using a software suite, BrightLink works with existing teaching tools such as Promethean ActivInspire and SMART™ Notebook.<sup>13</sup> Schools are encouraged to request software-only licensing options.
2. For districts reviewing available options in lesson creation software, consider RM EasiTeach. For \$100 (when purchased with a BrightLink),<sup>14</sup> RM EasiTeach is a robust alternative to Notebook and ActivInspire with the option for pre-made or create-your-own lesson plans aligned to core curriculum standards. There is a team of professional trainers and no yearly maintenance or renewal fees. To learn more, ask your EPSON reseller or visit [www.rmeducation.com/epson](http://www.rmeducation.com/epson)
3. For your teachers, consider the options Epson includes for free:
  - Easy Interactive Tools (EIT2) is a great way to get hesitant users started. It is simple, introductory, and can be learned in about 15 minutes. Available for free download, EIT2 is both PC and Mac compatible,<sup>15</sup> can be installed on as many computers as needed, and supports dual and single pen BrightLink models.
  - TeamBoard Draw! is an intermediate annotation application that comes with BrightLink products. TeamBoard Draw! gives users the ability to import, annotate and export PDFs, PowerPoint files, or .IWB files. Record, reopen, re-edit and reposition elements. It is recommended for users who want to capture and save their notes and annotations.

## A little hint!

Many “inking tools” can be found in Microsoft’s Windows 7 operating system. Even basic tools are available with PowerPoint 2003 or later and inside online collaboration software.



BrightLink works with any software application your computer is running.<sup>13</sup> Customers are encouraged to build upon previous investments made in professional development and experience the freedom to seek out the best solutions — at the best value.



# Training Resources

Build confidence with a more comfortable learning curve. Learn a little something today, and try it tomorrow.

## Simple Steps for Interactive Success

### Step 1. Welcome Kit

The Welcome Kit is included in every projector box. There's no need to wait for training; just walk through the Welcome Kit and get up and running quickly.

### Step 2. How-to videos

Explore what's available, right at your fingertips. BrightLink Bright Spot videos provide short nuggets of knowledge and allow users to watch and listen to instructions as they follow along.

### Step 3. Free weekly webinars (live and archived)

Master the hardware and annotation tools you've selected and learn how to effectively apply them in the classroom.

### Step 4. Find a new, cool tool

Choose from hundreds of cool interactive sites our community of users is discovering and sharing.

### Step 5. On-site professional development

If your district seeks on-site Professional Development, Epson has options available from several partners; contact your EPSON representative.

Sign up at [epson.com/eduresources](http://epson.com/eduresources) to get interactive usage tips delivered right to you.



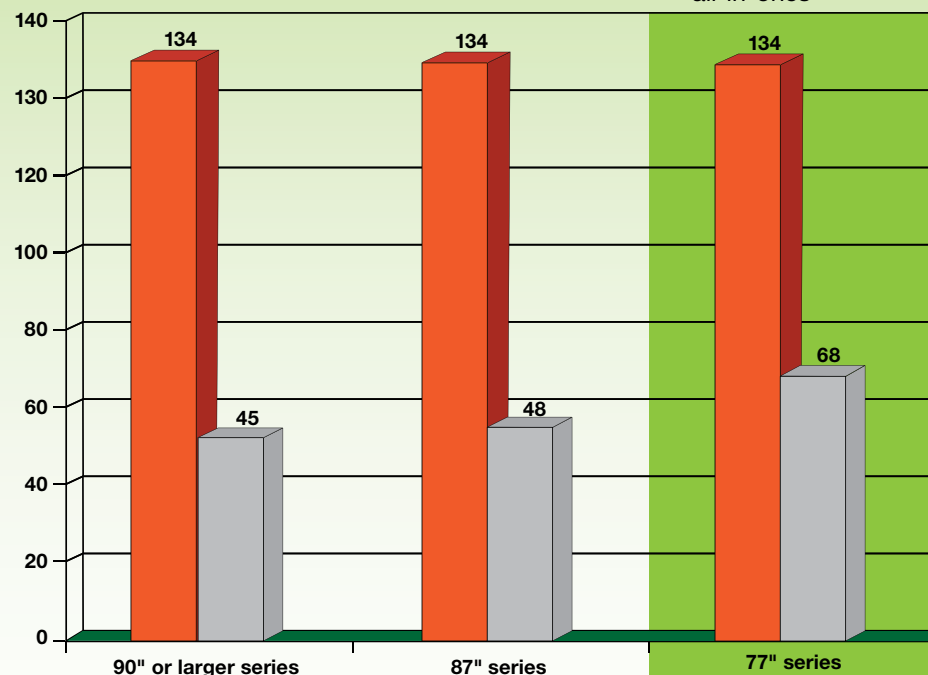
# Recalculate Your Spending

Though other solutions may be similarly priced, why trade off image quality for interactive functionality when you can get both.

## Before You Spend Money On Other Interactive Options, Do the Math

- BrightLink costs less than today's most popular 77" and 87" all-in-one solutions and delivers quality projection, more flexible interactivity, and a variety of interactive area sizing options up to 113" diagonally.<sup>16</sup>
- Outfit more rooms faster and use the cost savings to purchase something else on your technology wish list.
- If your technology spending is focused on projectors, allow your school to leapfrog into the wide world of interactive instruction with just one purchase.

### Units



#### Scenario

District X has \$200,000 to spend on interactive whiteboards + projectors

#### Calculation

Average number of interactive whiteboard all-in-one solutions calculated based on publicly available education pricing data as of December 2011

#### Results

District X can purchase 134 BrightLinks, about 66 more units than with other all-in-one solutions



# Do the Math

<i>Line</i>		<i>Do the Math</i>	<i>EPSON BrightLink</i>	<i>Option 1</i>	<i>Option 2</i>
1	<b>Projector cost</b>	Put in your cost	\$	\$	\$
2	<b>Projector mount cost</b>	If applicable, put in your cost	\$	\$	\$
3	<b>Interactive whiteboard cost</b>	Put in your cost	\$	\$	\$
4	<b>Interactive whiteboard shipping cost</b>	Put in your cost	\$	\$	\$
5	<b>Cost of extra pen</b>	Put in your cost	\$	\$	\$
6	<b>Installation cost</b> (Projector + interactive whiteboard)	Put in your cost (Will vary with degree of complexity)	\$	\$	\$
7	<b>Misc. expenses</b>	If there is anything extra you want to account for	\$	\$	\$
8	<b>Total product cost</b>	Add up lines 1-7	\$	\$	\$

## Cost Calculator

Use the cost calculator available online at [www.epson.com/brightlink](http://www.epson.com/brightlink)  
Click on the tab called cost calculator.

# BrightLink Accessories

Make the most of your multimedia projectors with Epson's full line of affordable projector accessories.

These products are the perfect choice for turning ordinary lessons into dynamic and engaging experiences with quality and reliability you would expect from Epson, plus budget-friendly pricing. Simple to set up and use, with remarkable feature sets, Epson's versatile suite of projector accessories is ideal for any school or teacher.

For a full list of EPSON accessories, visit our website at: [www.epson.com](http://www.epson.com)



DC-11 document camera

Easily display 3D objects with this high-performance document camera. The DC-11 offers amazing image quality, advanced connectivity and versatile teaching tools that make it a must-have for any classroom.



DC-06 document camera

Take learning to a whole new level. Featuring brilliant XGA resolution, this affordable, ultraportable tool makes it easy to display 3D objects and documents up to 10.7" x 14.3".



EPSON® ELPSP02 active speakers

Engage your classroom with 30 W of powerful sound. Use this speaker set (with built-in amplifier) to enable all students in the room to clearly hear your lesson, enhancing the learning experience.



PowerLite® Pilot™ (ELPCB01)

Simplify cable management and control of your EPSON short-throw and ultra-short-throw classroom projector with this convenient system from the world leader in multimedia projectors.



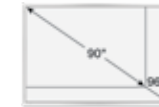
Wireless pendant microphone (ELPMC02)

This wireless IR microphone easily amplifies the presenter's voice, helping to prevent vocal strain and ensure the presentation will be heard by the entire class.



Cable management kit

Add a professional finish to any classroom with this convenient kit that makes it easy to hide unsightly cables and wires.



90"/96" whiteboard

This large whiteboard comes with brackets for wall-mount installations. It also includes four dry-erase pens, a pen tray and a cloth to wipe off markings. (Available soon)



BrightLink mobile cart

Streamline your presentation setup with this affordable, portable cart. Designed specifically for an EPSON ultra-short throw projector, whiteboard and laptop, it comes equipped with locking wheels and a folding projector arm, so it can be quickly and conveniently rolled from classroom to classroom.



Height-adjustable wall mount (available in 4:3 and 16:10)

This convenient mount supports whiteboards up to 96" for 16:10 presentations and whiteboards up to 85" for 4:3 presentations. The wall mounting hardware and brackets are included.

# EPSON® Brighter Futures®

We've got your back, and the shipping bill too.  
Epson provides service you can count on.

## Taking Care Of You

Epson's Brighter Futures program is available to all K-12 and higher education institutions. There are no purchasing requirements or minimums. Simply place orders with authorized Brighter Futures resellers for EPSON products included in the program.

Known for its after-sales service and support, the EPSON Brighter Futures program gives you added peace of mind in more ways than one:

- Extra warranty coverage, only available through Brighter Futures
- Replacement coverage, if necessary, anywhere in the U.S. and Canada
- Live PrivateLine® toll-free technical support



## Grant Funding Tools

EPSON projectors, document cameras and sound enhancement products have been aligned with several grant funding sources.

This provides educators the information they need to use these funds to purchase EPSON products.

Alignments are available for:

- Carl D. Perkins Career and Technical Education Act funding objectives
- IDEA Part B – Grants to States
- Race to the Top
- School Improvement Grant (SIG)
- Title I, Part A

Epson has also posted a universal grant template online. It includes extensive product manufacturer information, as required in grant applications.

[www.epson.com/edugrant](http://www.epson.com/edugrant)

# Why EPSON?

Epson understands education and has a solution no matter what your teaching scenario. Built with image quality and reliability in mind, EPSON projectors enhance communication and inspire collaboration, while offering a low total cost of ownership.

## The Best-selling Projectors in the World

From long-throw projectors designed for large venues to ultra-short-throw and all-in-one solutions built for progressive classrooms, Epson has the model made for you. And since the introduction of BrightLink, EPSON has been the #1 selling brand of interactive projectors in North America.<sup>9</sup>



## EPSON Innovation

In 1968, Epson built the world's first electronic mini printer bringing the desktop printer industry to life. Then in 1969, the EPSON VPJ-700 became one of the world's first color liquid crystal video projectors, representing the birth of the modern projector industry. Epson creates, develops and refines its own core technology.

## Focus on the Environment

1992

First to eliminate CFCs in manufacturing

1997

Awarded Best-of-the-Best Stratospheric Ozone Protection Award

2007

Awarded WorldStart Award for environmentally conscious packaging

2008/09/10

Member Dow Jones Sustainability Index





# Environmental Leadership

Working together for a better future.

## Environmental Leadership

Innovation is built into our DNA and incorporates environmental leadership at every turn. While offering a low total cost of ownership, Epson focuses on building products with outstanding image quality, reliability and sustainability.

Today, on average, 3LCD projectors use 25% less electricity required per lumen of brightness when compared to 1-chip DLP systems.<sup>17</sup> Our methods to reduce heat eliminate the need for projector cool-down time. The difference translates into electricity savings, especially when you multiply these energy costs across multiple classrooms or conference rooms.

## 3LCD Technology — Innovative Technology With Proven Reliability

- 3 chips for full-time, vibrant color
- 25% less electricity required per lumen of brightness when compared to 1-chip DLP projectors<sup>17</sup>
- Over 20 years of road-tested reliability built into every projector



### Eco Features

- Energy-efficient 3LCD light engine
- Recyclable products<sup>18</sup>
- Epson America, Inc. is a SmartWay<sup>SM</sup> Transport Partner<sup>19</sup>



# What's in each Box

BrightLink Solo	BrightLink Short Throws (425Wi, 430i, 435Wi)	BrightLink Ultra Short Throws (475Wi, 480i, 485Wi)
<ul style="list-style-type: none"> <li>BrightLink Solo Interactive Module</li> <li>Two (2) Interactive Pens</li> <li>Four (4) AAA Alkaline Batteries</li> <li>Four (4) AAA Rechargeable Nimh Batteries + Battery Charger (for interactive pens)</li> <li>Pen Tray</li> <li>USB Cable (attached)</li> <li>Easy Interactive Driver CD</li> <li>User's Guide CD</li> <li>TeamBoard Draw! CD</li> <li>Long Wall Plate</li> <li>Short Wall Plate</li> <li>Wall Plate Cover</li> <li>Cover Caps</li> <li>Quick Setup Guide</li> <li>Registration Cards</li> <li>PrivateLine Support Card</li> <li>Welcome Kit</li> </ul>	<ul style="list-style-type: none"> <li>Interactive Projector</li> <li>Projector Wall Mount</li> <li>Installation Guide</li> <li>Power Cable (5 M, 16.4')</li> <li>USB A/B Cable (5 M, 16.4')</li> <li>Computer/VGA Cable (4.5 M, 15')</li> <li>Electronic User Manual (on CD)</li> <li>Interactive Driver (Mac/PC)</li> <li>Interactive Software Easy Interactive Tools (EIT2)</li> <li>TeamBoard Draw!</li> <li>Network Software</li> <li>Projector Remote Control</li> <li>Two (2) AA Batteries (for remote)</li> <li>Two (2) Interactive Pens</li> <li>Four (4) AAA Batteries (for interactive pens) + Battery Charger</li> <li>Pen Tray</li> <li>EPSON Road Service Program</li> <li>PrivateLine Support Card</li> <li>Password Protection Sticker</li> <li>Welcome Kit</li> </ul>	<ul style="list-style-type: none"> <li>Interactive Projector</li> <li>Projector Mount (wall or table)</li> <li>Projector Template Sheet</li> <li>Installation Guide</li> <li>Quick User's Guide</li> <li>Power Cable (4.5 M, 15')</li> <li>USB A/B Cable (5 M, 16.4')</li> <li>Computer/VGA Cable (length varies by mount)</li> <li>User Manual</li> <li>Interactive Driver (Mac only)</li> <li>Interactive Software Easy Interactive Tools (EIT2)</li> <li>TeamBoard Draw!</li> <li>Network Software</li> <li>Projector Remote Control</li> <li>Two (2) Interactive Pens</li> <li>Pen Tray</li> <li>Four (4) AA Batteries (for interactive pens) + Battery Charger</li> <li>Two (2) AA Batteries (for remote)</li> <li>PrivateLine Support Card</li> <li>EPSON Road Service Program</li> <li>Password Protection Sticker</li> <li>Welcome Kit</li> </ul>

- Does not include a projector
- Any source that is directly connected to your projector and appears as a source to be accessed by the projector's remote control.
- These interactive features are not available on the BrightLink 450, 455Wi, 425Wi, 430i, 435Wi
- Driver required for Macintosh
- Color and white light output will vary depending on mode selected. White light output measured using ISO 21118 standard.
- Lamp life will vary depending upon mode selected, environmental conditions and usage. Lamp brightness decreases over time.
- Linux support limited to Ubuntu 10.04\*, 10.10\*, 11.04\*, 11.10\*, \*32-bit version only, no Linux software included
- Software bundled with EPSON products is subject to change.
- Source: FutureSource 3Q11 projector data, 2Q11 IWB data. United States only.
- 113" diagonally is the maximum size possible with the BrightLink short-throw WXGA models – BrightLink 425Wi and 435Wi.
- Requires a wireless network
- EasyMP Network Projection and EasyMP Monitor software are both included with BrightLink models. Info @ RoomView
- Although BrightLink has been tested and was generally compatible with the then current versions of Smart and Promethean software, Epson cannot warrant or guarantee any third-party software's functionality.
- RM EasiTeach Software must be purchased with the projector at the time of sale for the \$100 value.
- EIT2 is both PC and Mac compatible and recommended for either platform.
- Measurements are for WXGA short-throw models.
- Data source: ProjectorCentral.com, Jan. 2011. Average of 1038 shipping models, for which manufacturers provided lumens and total power data, all resolutions and brightness levels.
- See our website for convenient and reasonable recycling options at [www.epson.com/recycle](http://www.epson.com/recycle)
- SmartWay is an innovative partnership of the U.S. Environmental Protection Agency that reduces greenhouse gases and other air pollutants and improves fuel efficiency.



## Better Products for a Better Future™

For more information on Epson's environmental programs, go to [eco.epson.com](http://eco.epson.com)

Specifications and terms subject to change without notice. EPSON, EasyMP and PowerLite are registered trademarks, EPSON Exceed Your Vision is a registered logomark and Better Products for a Better Future is a trademark of Seiko Epson Corporation. BrightLink, Brighter Futures and PrivateLine are registered trademarks, BrightLink Solo and Pilot are trademarks of Epson America, Inc. Apple, iPad, iPhone and iPod touch are trademarks of Apple Inc., registered in the U.S. and other Countries. SmartWay is a service mark of the U.S. Environmental Protection Agency. All other product and brand names are trademarks and/or registered trademarks of their respective companies. Epson disclaims any and all rights in these marks. Copyright 2012 Epson America, Inc. CPD-36051 1/12



## BrightLink Interactive Products

