

NEW!

Industrial Duty Fluorescent Handlamps

800 Series Work Lights


These portable work lights are designed to meet the need for safe, temporary, economical task lighting. Their versatility provides for base and feed-thru units to meet a variety of lighting applications:

- **Tent Lighting** • **Tunnel Lighting** • **Work Shop Lighting** • **Task Lighting** • **And More...**
- **Variety**-Available in different wattages and as a base or feed-thru unit that can be "daisy-chained" to cover larger areas.
- **OSHA Compliant** - Meets OSHA regulations for wet and other conductive locations.
- **Outdoor Use**-Fixture is rated NEMA TYPE 4X for demanding outdoor and in-plant environments.
- **Cool, glare-free light**-Ideal for those applications where hot, glaring light can be a hazard.
- **Rubberized Handle**-Non-conductive, non-corrosive and easy to grip.
- **Flex Strain Relief**-Provides added protection for cord at critical bending points.
- **High Visibility**-Dual Color safety system for easy identification on the jobsite.
- **Lightweight**-Construction with impact resistant tube shield.
- **Ballast**-Enclosed in handle, so it's easy to move around the jobsite.
- **Switch(optional)** - Heavy duty rubber boot, push on/off operation, seals out water.

NEMA TYPE 4X Enclosure:

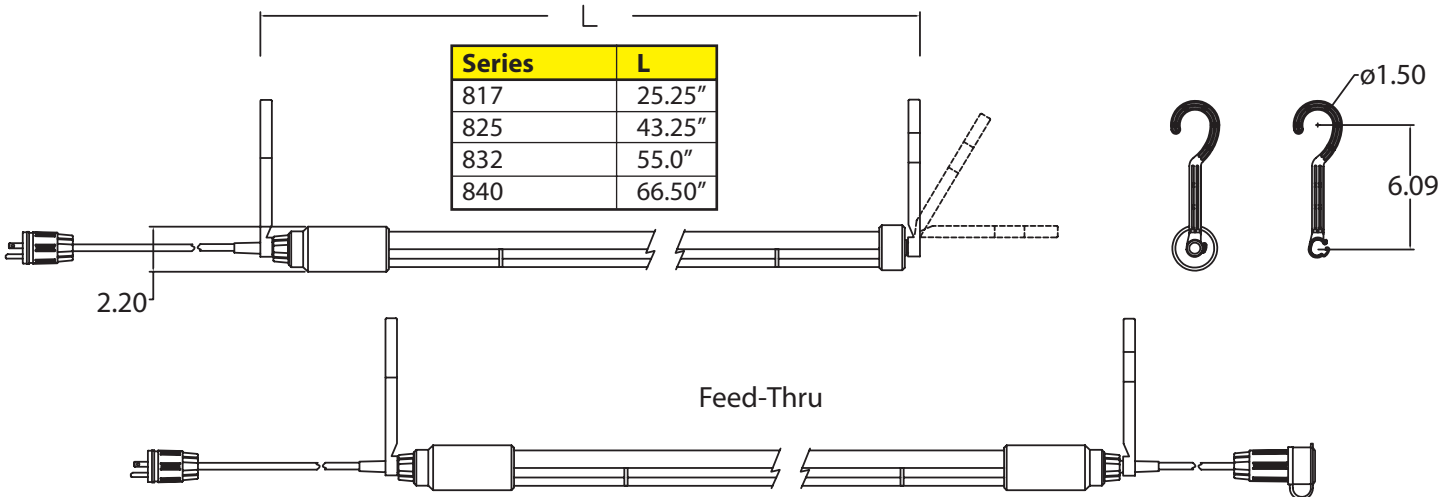
- Excels in demanding outdoor & in-plant environments
- Provides added protection against water ingress in demanding work areas
- Resists hose-directed water

NEW!



Ballast In Handle

Feed-thru option

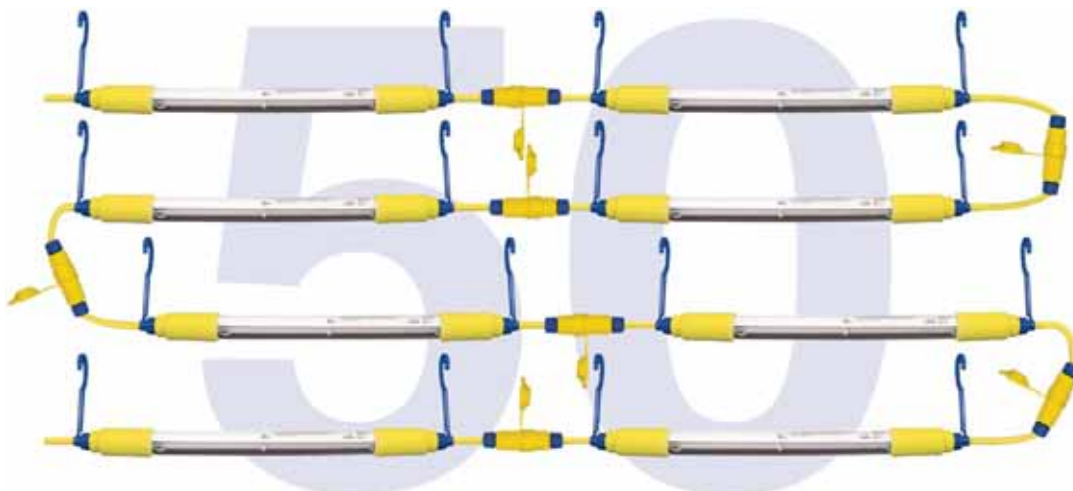


800 Series Work Lights Selection Guide

		17 Watts	25 Watts	32 Watts	40 Watts
Base Units	with 25 ft. cord	817-25	825-25	832-25	840-25
	with 50 ft. cord	817-50	825-50	832-50	840-50
Feed-Thru Units	with 25 ft. cord	817-25F	825-25F	832-25F	840-25F
	with 50 ft. cord	817-50F	825-50F	832-50F	840-50F
Specifications					
Electrical Ratings		120V, 50/60Hz	120V, 50/60Hz	120V, 50/60Hz	120V, 50/60Hz
Amperage Draw		0.25A	0.35A	0.43A	0.48A
Primary Cord Length		25 ft.	25 ft.	25 ft.	25 ft.
Secondary Cord Length (Feed-Thru Units Only)		10 in.	10 in.	10 in.	10 in.
Max Units Connected (Applies to Feed-Thru Models Only) ⁽²⁾		50	40	35	30
Ballast Location		Handle	Handle	Handle	Handle
NEMA TYPE Rating		4X	4X	4X	4X
Cable Gauge/Type (Base Units Only)		#16/3	#16/3	#16/3	#16/3
Cable Gauge/Type (Feed-Thru Units Only)		#16/3	#16/3	#16/3	#16/3
Plug		NEMA 5-15 1510-PW6P	NEMA 5-15 1510-PW6P	NEMA 5-15 1510-PW6P	NEMA 5-15 1510-PW6P
Connector (Feed-Thru Units Only)		NEMA 5-15 1610-CW6P	NEMA 5-15 1610-CW6P	NEMA 5-15 1610-CW6P	NEMA 5-15 1610-CW6P
Bulb Type		F17T8SPX41	F25T8SPX41	F32T8SPX41	F40T8SPX41
Initial Lumens		1325	2150	2950	3725
Color Rendition Index (CRI) ⁽³⁾		86	86	86	84
Color Temperature (K) ⁽⁴⁾		4100	4100	4100	4100
Avg. Rated Bulb Life (Hours)		20000	20000	20000	20000
Low Temp Start		32 °F (0 °C)	32 °F (0 °C)	32 °F (0 °C)	32 °F (0 °C)
Fixture Weight		3.2 lb	3.8 lb	4.2 lb	4.6 lb

Notes:

1. Consult factory for custom assemblies, add "S" to end of catalog number for switch
2. Based on nominal primary length of 25ft. and secondary length of 10in. with #16/3 cable operating from a single 15A supply receptacle
3. Based on a scale from 1 to 100 where 100 represents sunlight. The higher the number the truer the color appears
4. Sunlight is simulated with a light that is about 5000 K. The higher the number the whiter the light



Connect up to 50 Units Together To Light Your Jobsite. Great For:

- Tunnels
- Construction Site
- Scaffolding Walkways
- Tents
- Portable Shelters
- And much more...

ERICSON
safety electrical specialties

ISO 9001:2000 CERTIFIED

ERICSON MANUFACTURING COMPANY

4215 Hamann Parkway Willoughby, Ohio 44094 U.S.A

Toll Free: 1-800-ERICSON (374-2766) • Phone: (440)951-8000 • Fax: (440)951-1867

E-mail: info@ericson.com • Website: www.ericson.com