




205 Westwood Ave  
Long Branch, NJ 07740  
1-877-742-TEST (8378)  
Fax: (732) 222-7088  
salesteam@Tequipment.NET

FLIR b40

NEW!

# Thermal Imaging InfraRed Camera

Fusion (PIP) Feature for Non-invasive monitoring and diagnosing of building conditions



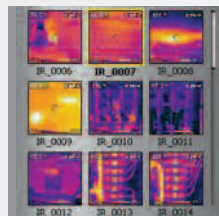
Fusion - Picture in Picture



Built-in Illuminator Lights



Field Replaceable Battery




Thumbnail Image Gallery



## FLIR b40 Features

- *Latest Infrared Detector Technology*
- *Fusion Picture in Picture (PIP)*
- *Bright LED Lamps for Quality Visible Images*
- *Thermal Sensitivity of  $<0.1^{\circ}\text{C}$  @  $25^{\circ}\text{C}$*
- **Instant imaging** — Captures entire room to reveal wet conditions behind surfaces, such as enameled walls and wallpaper and even in places where moisture meters can't reach
- **Insulation Alarm** — Easily detects areas that don't fulfill the insulation requirements
- **Dew Point Alarm** — displays areas with risk of surface condensation where mold growth could occur
- **Sharp Image Resolution** — With 14,400 pixels (120 x 120)
- **Visible Light Digital Camera** — 0.6MP resolution with LED lamps provides sharp images regardless of lighting conditions
- **Fusion Picture in Picture (PIP)** — Displays thermal image super-imposed over a digital image
- **$0.1^{\circ}\text{C}$  Thermal Sensitivity** — Provides the resolution needed to find problems faster and easier
- **Optimized Temperature Range** — Measures from  $-4$  to  $248^{\circ}\text{F}$  ( $-20$  to  $120^{\circ}\text{C}$ ) targeting building applications
- *Lightweight — Weighs only 1.3lbs*
- *Easy One-handed Operation*
- *3.5" LCD with Razor Sharp Resolution*
- *Convenient Thumbnail Image Gallery*
- **Thumbnail Image Gallery** — Allows quick search of stored images
- **Radiometric JPEG Images** — Patented technology used to save images in standard JPEG format for easy e-mailing and analysis using QuickReport™ PC Software (included)
- **1GB microSD Card** — Stores more than 1000 Radiometric JPEG images
- **Li-Ion Rechargeable Battery** — Replaceable battery lasts for 5hrs of continuous use
- **Area (Min/Max) Mode** — Spot marker shows the Minimum or the Maximum Temperature reading within the selected area
- **Includes** — 1GB micro SD Card, miniSD adaptor, Li-Ion rechargeable battery, power supply, QuickReport™ software, USB cable, lens cap, hand strap, and heavy duty case



### FLIR Picture-in-Picture Fusion

Allows for easier identification and interpretation of infrared images. This advanced technology enhances the value of an infrared image by allowing you to overlay it directly over the corresponding visible image. This functionality combines the benefits of both the infrared image and visual picture at the push of a button.




### Dew Point Alarm

Displays building areas where surface condensation is present which shows a potential for mold growth


### Insulation Alarm

Identifies insufficient insulation in building areas where insulation requirements are not met.


## Applications




**Moisture and Water Leak:** Shows the path of a serious leak, completely hidden within the wall where mold growth may occur.



**Building Inspection:** For inspecting structural differences in homes or commercial buildings



**FUSION PIP Image of Heating and Cooling:** Identifies faulty building insulation where heat loss or AC cooling is present



**FUSION PIP Image of Water Leak:** Hidden water leak from poorly sealed window appears on wall and carpet



### **The Difference is Training**

Insurance companies, restoration firms, building owners, and thermographers already involved in building maintenance and operations require a thorough applications training curriculum leading to certification in infrared building science. In response, the Infrared Training Center (ITC) and the Building Science Institute (BSI) have developed a course for those wishing to receive Building Science Certification. These courses address the Best Practices of the cleaning and restoration industry with content drawn from extensive field experience in thermography and building construction. They include references to actual cases illustrating how IR thermography has pinpointed sources of building moisture, provided definitive Cause and Origin data, enabled energy savings, and prevented incipient catastrophes. The Building Science series emphasizes practical real-world skill building, and includes infrared theory relevant to these skills.

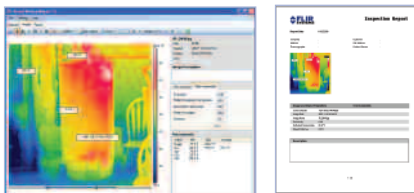
## FLIR b40 Specifications

Features	
Temperature range	-4°F to 248°F (-20°C to 120°C)
Temperature accuracy	±2°C or ±2% of reading
Image Storage	1000 Images (1GB micro SD memory card)
Emissivity	0.1 to 1.0 (adjustable); Emissivity Table
Imaging Performance / Image Presentation	
Field of view/min focus distance	25° X 25°/0.10m (3.9")
Thermal sensitivity (N.E.T.D)	<0.1°C at 25°C
Detector Type	Focal plane array (FPA) uncooled microbolometer; 14,400 pixels (120 x 120)
Spectral range	7.5 to 13µm
Display	3.5" color LCD
Video output	MPEG-4 via USB
Image Modes	Thermal, Visual, Fusion
Fusion Picture in Picture (PIP)	Fixed
Visible Light Camera Resolution	0.6 Megapixels
Image Controls	Palettes (Iron, Rainbow, and Black/White), level, span, auto adjust (continuous/manual)
Focus	Manual
Set-up controls	Date/time, info, LCD intensity, power down, and 21 languages
Measurement modes	Spot (center); Area (min/max)
Battery Type/operating time	Li-Ion/ 5 hours, Display shows battery status
Dimensions/Weight	9.3x3.2x6.9" (235x81x175mm)/<1.32lbs (600g), including battery

## Ordering Information



Part Number	Product Description	Price
<b>FLIR b40</b>	Thermal Imaging InfraRed Camera	
<b>ACCESSORIES</b>		
<b>1196398</b>	Li-Ion Rechargeable Battery	
<b>1910399</b>	AC Adapter Charger (110-240V, U.S. Plug)	
<b>1910490</b>	Cigarette Lighter Adapter Kit, 12VDC (1.2m cable)	
<b>1196474</b>	2-Bay Battery Charger including Power Supply (U.S. plug)	
<b>1122000</b>	Camera Pouch Case	
<b>CERTIFICATION TRAINING</b>		
<b>T-BSC</b>	Certification in Infrared Building Science per attendee (3.5 Day Class)	



**QuickReport™ PC software** enables user to analyze Temperature of all thermal pixels of any FLIR Camera JPEG images

**Tel: 1.800.464.6372**

CANADA: 1.800.613.0507

[www.goinfrared.com](http://www.goinfrared.com)

Specifications and prices subject to change without notice. Rev. 9/02/08-R1

