



Manual Supplement

Manual Title: 1625 Users
Print Date: January 2006
Revision/Date:

Supplement Issue: 4
Issue Date: 9/10
Page Count: 3

This supplement contains information necessary to ensure the accuracy of the above manual. This manual is distributed as an electronic manual on the following CD-ROM:

CD Title: 1625
CD Rev. & Date: 3/2006
CD PN: 2634495

Change #1

On page 3, Table 1, replace the second **Description** entry with the following:

Earth ground Tester – Fully Loaded (Included manual, 2 leads and 2 clips, ES162P4, EI-1625)

Change #2

On page 44, replace Figure 15 with the following:

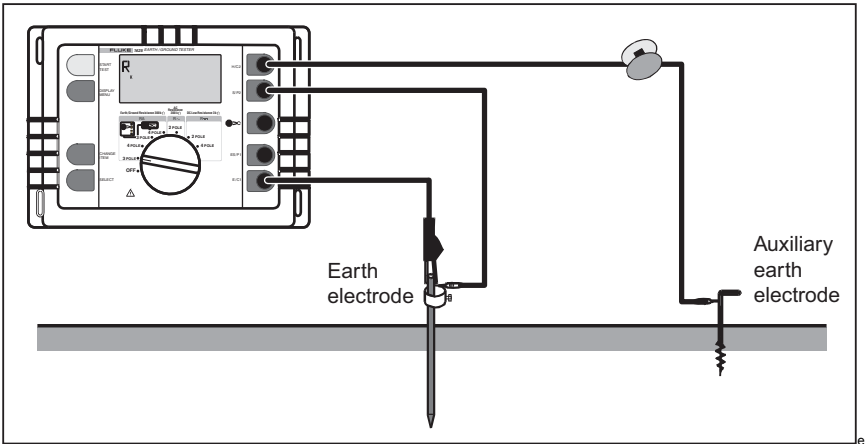


Figure 15. Compensation of Earth Electrode Connecting Lead

Change #3

On page 10, replace Figure 3 the following:

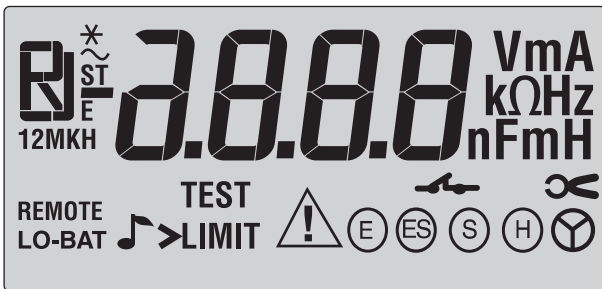


Figure 3. Display

On page 21, replace Figure 4 with the following:

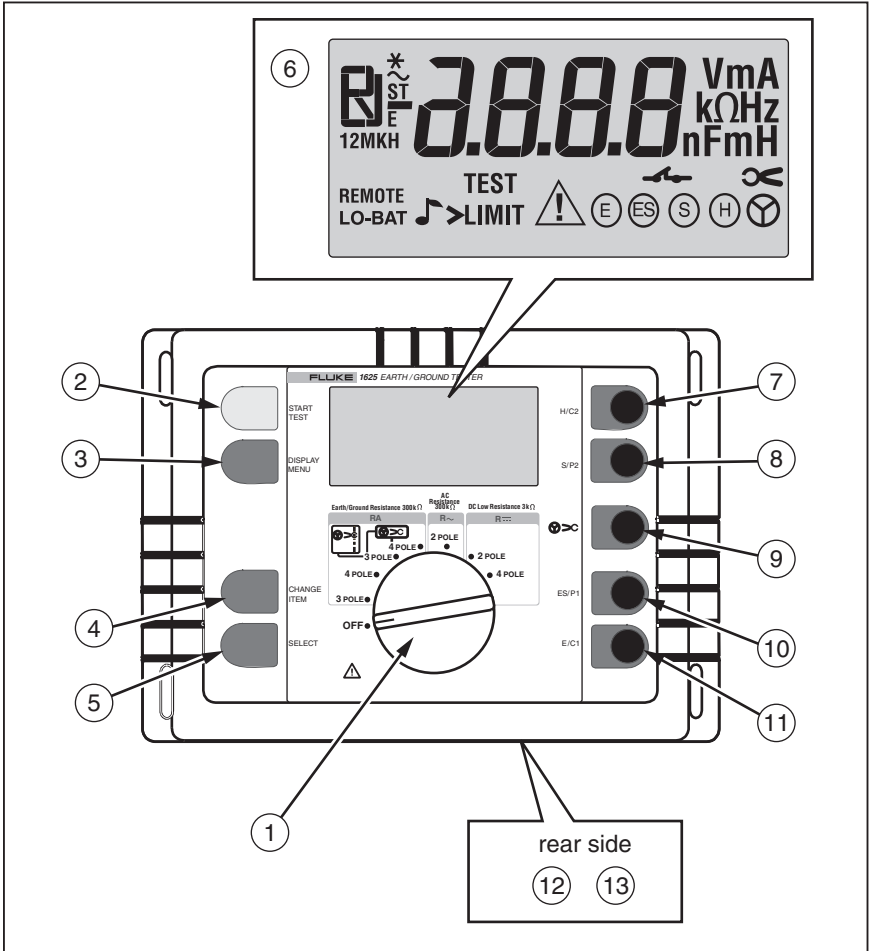
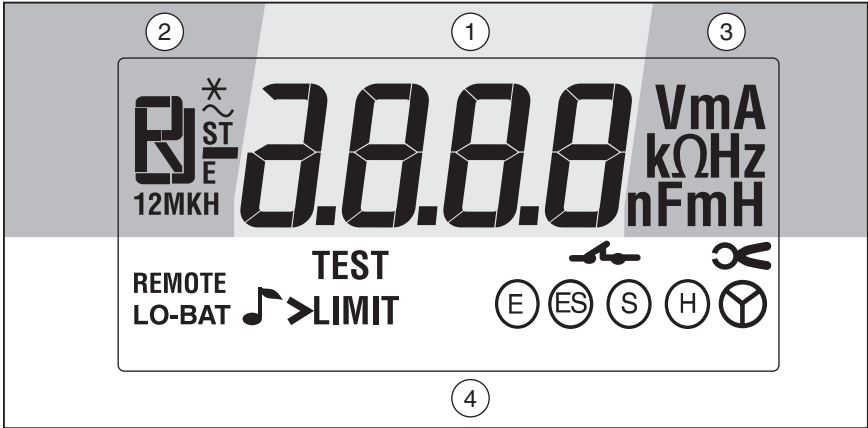


Figure 4. Operating Elements

edw006.eps

On page 23, replace Figure 5 with the following:



edw008.eps

Figure 5. Display Elements

Change #4

On page 20, replace the first paragraph with the following:

Compensation of Lead Resistance (R_K)

Compensation of lead resistance (R_K) can be switched on in functions R_E 3pole, R_E 3pole >C , R_{\sim} , and $R_{\text{---}}$ 2pole

Equipment.NET

USA

205 Westwood Ave
 Long Branch, NJ 07740
 1-877-742-TEST (8378)
 Fax: (732) 222-7088
 salesteam@Equipment.NET