

OneTouch™ AT Network Assistant

Based on a recent Fluke Networks' study¹, network professionals spend 25 percent of their time troubleshooting – that's time taken away from deploying new technologies and optimizing network performance. With most problems requiring an hour or more to solve, end-user productivity suffers across the enterprise.

The OneTouch™ AT Network Assistant greatly reduces troubleshooting time through a streamlined, three-step approach:

1. The unique AutoTest replaces multiple tools and an hour of troubleshooting time – pass/fail analysis instantly identifies the most common problems from the end-user's perspective
2. A powerful set of network performance measurements – accessible through a graphical, touch-screen interface – to troubleshoot wired and Wi-Fi networks
3. Since 40 percent of problems span multiple organizations, it enhances team collaboration through a simple web-remote interface and easy-to-use inline packet capture capabilities

By improving each step of the process, the OneTouch AT frees up nearly a week of time each month historically spent troubleshooting problems.² The OneTouch AT makes everyone in your organization – from novice technicians to seasoned experts – a more effective troubleshooter.

1. A New Paradigm for Network Problem Solving. (Fluke Networks, 2012).

2. Ibid., 6

The OneTouch™ AT Network Assistant is an all-in-one Gigabit Ethernet troubleshooter for copper, fiber optic and Wi-Fi networks. It provides a client view of network performance so you can resolve problems fast and complete deployment projects on time.

- Reduce troubleshooting time with a one touch AutoTest and an intuitive user interface
- Identify the source of a network problem by measuring the performance of essential network infrastructure and services
- Increase the troubleshooting expertise of your network support staff with standardized test profiles tailored to your network, services and users
- Resolve the most difficult problems faster by streamlining collaboration between your support staff, consultants and manufacturers by utilizing inline packet captures and remote control
- Deploy network infrastructure and services more efficiently and validate and optimize its performance with a comprehensive AutoTest and the Veri-Fi™ wireless LAN operational performance test



One-touch troubleshooting of network performance from client to cloud



OneTouch AT features

All-in-one

The OneTouch AT incorporates two 10/100/1000 Mbps RJ-45 Ethernet test ports, two 100/1000 Mbps SFP fiber optic transceiver ports and an internal 802.11 a/b/g/n dual band radio. Simultaneously test your wired Ethernet and wireless Wi-Fi networks and easily compare performance with side-by-side test results.

Understand performance from the client connection

Most network trouble tickets start where the client device is connected to the network – where the device could be a PC, IP phone, printer, POS terminal, industrial equipment controller or a medical imager. Common issues include “doesn’t work,” “can’t connect,” “files unreachable,” “application unresponsive,” and “the network is slow.” The OneTouch assists you in troubleshooting these issues – or proving that the network is not the cause – by emulating the client device and assessing network performance.

Performance measurement from the cable to the cloud

The cause of a network problem can be elusive. The OneTouch AT identifies problem root cause by measuring and analyzing the performance of the critical network components: the network cabling, the delivery of Power over Ethernet (PoE), the connection to the nearest switch, the connection to the nearest access point, and the performance of key network services and server-based applications.

Copper and fiber optic cable testing

Understand cable performance by measuring twisted pair cable wiremap and length. Use cable identifiers and IntelliTone™ toning to locate and identify cables. Measure the optical power received through fiber optic cables. Verify the cleanliness of fiber optic connections by viewing connector end faces with the FiberInspector™ USB video probe.

PoE testing

Verify the successful delivery of PoE with the TruePower™ load test. Measure PoE unloaded and under load. Emulate a 802.3at (PoE+) class 1 - 4 powered device and measure power up to 25.5 watts.

Wired and Wi-Fi client connectivity testing

Understand how a client connects to the wired infrastructure by testing the link between the client and the nearest switch, identifying the nearest switch, slot, and port and monitoring key switch port statistics. Or understand how a client connects to the Wi-Fi infrastructure by testing the link between the client and the nearest access point, identifying the AP name, channel and security, observing the authentication and association process and monitoring key AP and network statistics.

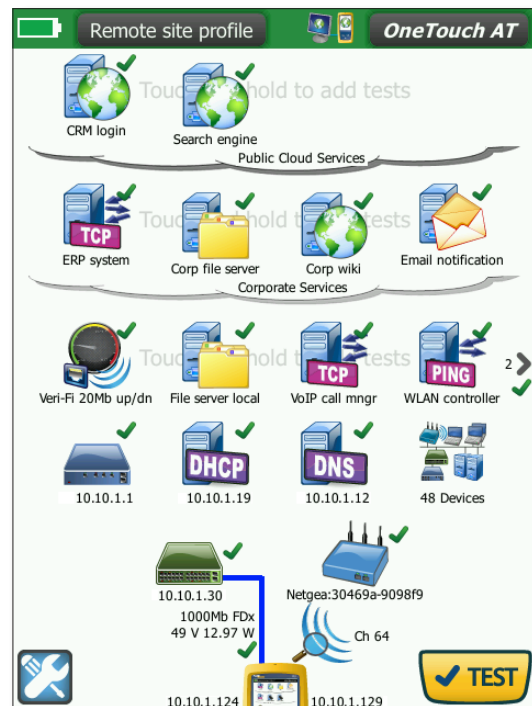


Figure 1. The AutoTest provides a comprehensive measurement of network performance from the end user point-of-view – from cable to services and applications





Network service and application testing

Determine if a network service or server-based application is the root cause of a reported problem by measuring availability and responsiveness. Choose the performance test appropriate for your service or application: ping (ICMP), connect (TCP), web (HTTP), file (FTP), multicast (IGMP), video (RTSP) or email (SMTP). Touch the icon on the home page to get a detailed breakdown of application performance including DNS lookup time, server response time and data rate. The measurements are presented side-by-side for easy wired/Wi-Fi and IPv4/IPv6 performance comparisons. A few examples: ping your WLAN controller, connect to port 2000 on your VoIP call manager, download a page of an application with a web interface, upload or download a file from a server, subscribe to a multicast group, access video content from an on-demand streaming video server or email a text message to your mobile phone.

Test local and cloud-based services

Understand the performance of network services and server-based applications hosted locally in the datacenter, on a corporate intranet server or on a server reached via the public internet. Organize the tests by location by placing the test icon within the appropriate tier on the OneTouch AT home page. Measure service levels to the different tiers to spot problems.

Become a troubleshooting expert

Use the intuitive touch interface to create test profiles, or test scripts, tailored to your network, services, and applications. Create simple profiles with only a few tests or advanced profiles consisting of dozens of tests. You can build profiles to accommodate different types of users, devices, locations or technologies. Once created, profiles can be saved for quick and easy reuse later. Create a library of standardized profiles to elevate the troubleshooting know-how of network support staff and to establish best practices for faster, more productive troubleshooting.

Get answers in seconds

Test everything defined in a profile automatically with the one-touch AutoTest. As the AutoTest progresses from the physical layer, through the wired and wireless infrastructure, to network services and applications, clear pass/fail indicators appear next to the network element under test. Each network element – cable, switch, AP, service, application, Wi-Fi communication bands – is represented graphically. A top-level pass/fail indicator provides the overall status at a glance. Touch an icon to get detailed performance information.

Prove that your Wi-Fi network is operating at peak levels

The unique Veri-Fi™ test provides comprehensive verification of the Layer 1 through 3 network infrastructure by sending test traffic between the OneTouch AT's wireless and wired connections. Measure throughput, loss, latency and jitter at rates up to 100Mbps in upstream and downstream directions.

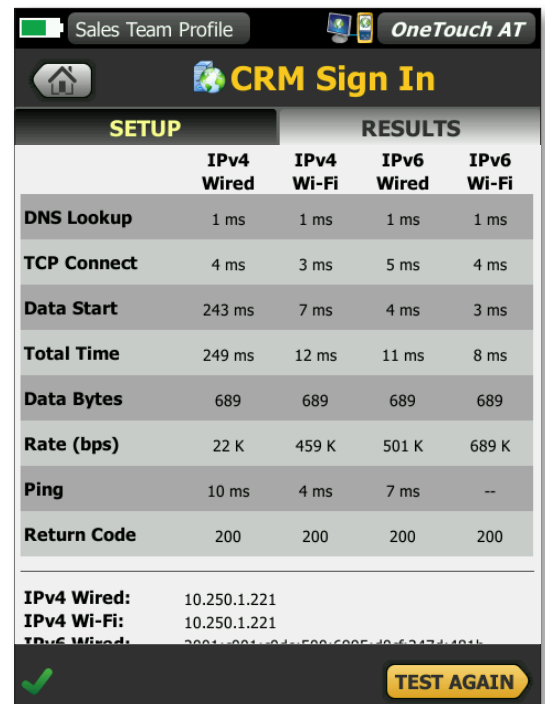


Figure 2. Detailed breakdown of network service and application performance

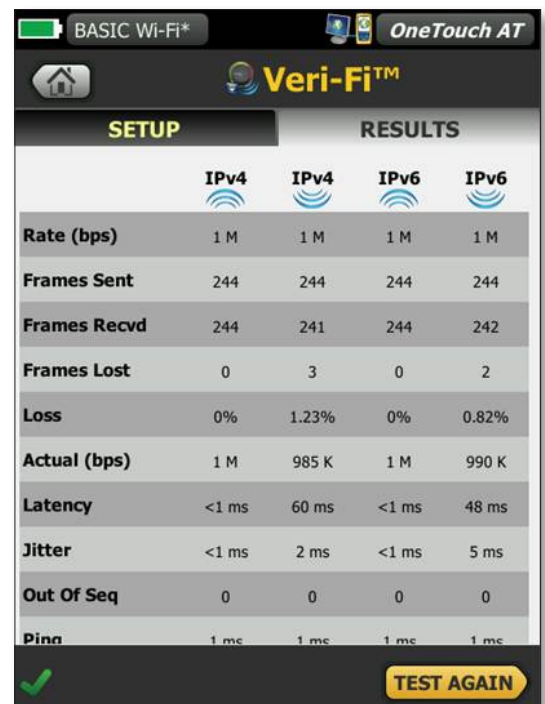


Figure 3. Proof of successful Wi-Fi operation



Solve complex issues

Capture traffic when a packet-level view is required to solve a network or application issue. Filter the traffic to capture what is most important. Export the capture file via the management port or SD card to your favorite protocol analyzer for decoding and analysis.

Tap into the relevant traffic easily

Use the built-in inline aggregating copper and fiber optic TAP to access the traffic running between the client and the network. Avoid the complexity, time and cost required to configure switch mirror ports or to install standalone TAPs.

Streamline collaboration

Collaborate with peers, consultants, integrators and vendors more effectively by sharing packet captures, screen shots and AutoTest reports. The OneTouch user interface can even be viewed and controlled remotely through a PC. Attach a web cam to the OneTouch AT to share a view of the test environment.

Analyze the wired LAN infrastructure

Ensure that your wired LAN is configured correctly and is performing as designed. Find the nearest switch, port and VLAN. Monitor the traffic to and from that switch port. Identify performance issues with your DHCP and DNS servers. Find the gateway and monitor discards and errors. Discover devices connected to the LAN.

Analyze the Wi-Fi infrastructure

Ensure that your wireless LAN is configured correctly and is performing as designed. Find the nearest access point. Validate the channel, security type, transmit rates and signal and noise levels. Identify performance issues with your DHCP and DNS servers, and compare wireless and wired results side-by-side. Find the gateway. Discover devices connected to the WLAN.

Troubleshoot your IPv6 network

The OneTouch AT service tests support IPv6 so you can easily compare and contrast the performance for your IPv4 and IPv6 wired and wireless networks.

Save test results

Save the AutoTest performance data in a PDF report to share with colleagues or outside parties, for trouble ticket documentation, as a record of historical performance for benchmarking and as a certification report after a new infrastructure deployment.

Purpose-built for field testing

The OneTouch AT is engineered specifically for network testing and network support professionals. Useful test and management tools include a web browser, Telnet/SSH client, cable toner, optional fiber optic connector inspection camera and webcam support. The durable platform provides years of reliable operation in tough environments.

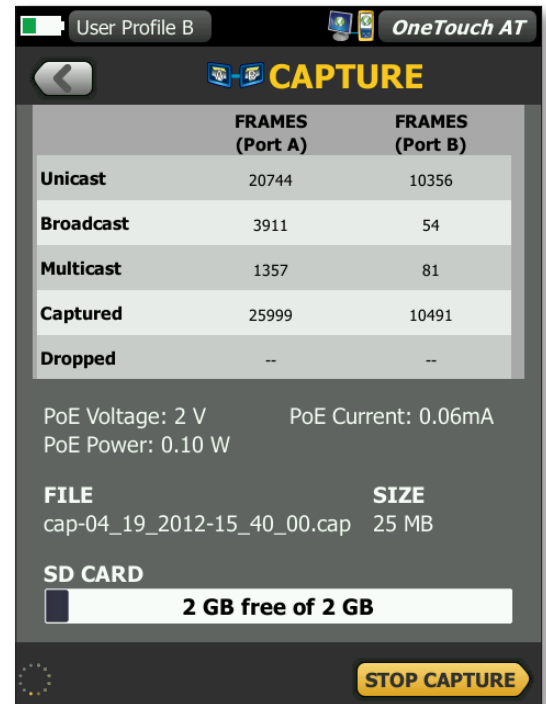


Figure 4. Capture packets to solve complex issues.

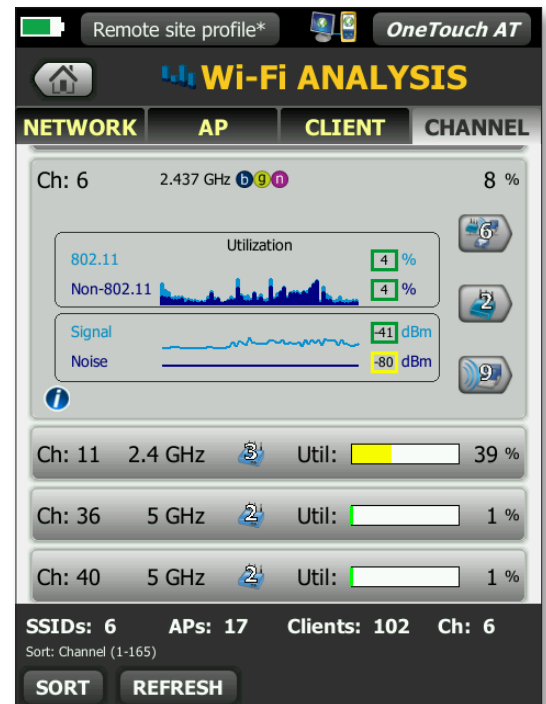


Figure 5. Visibility into Wi-Fi networks, access points, clients and channels



Technical Specifications

General	
Dimensions (with module and battery installed)	10.3 in x 5.3 in x 2.9 in (26.2 cm x 13.5 cm x 7.3 cm)
Weight (with module and battery installed)	3.5 lb (1.6 kg)
Display	5.7 in (14.5 cm) LCD with projected capacitance touch screen, 480 x 640 pixels
AC adapter	Input: 100-240 Vac, 50-60 Hz, 1.0 A
	Output: +15 Vdc, 2.0 A
Battery type	Lithium ion battery pack, 7.2 V
Battery life	Approximately 3-4 hours depending on type of usage, 4 hours to charge from 10% capacity to 90% capacity with the unit powered off
Memory	Internal: 2 GB shared between system and user files
	SD card: 4 GB, brand and model selected for optimal performance
	USB 2.0 type A port: for use with USB mass storage devices
Network analysis ports	Two RJ-45 10/100/1000BASE-T Ethernet
	Two SFP 100BASE-FX/1000BASE-X Ethernet
Management port	One RJ-45 10/100BASE-T Ethernet
Wi-Fi adapter data rate	802.11a: 6/9/12/24/36/48/54 Mbps
	802.11b: 1/2/5.5/11 Mbps
	802.11g: 6/9/12/24/36/48/54 Mbps
	802.11n (20 MHz): MCS0-23, up to 216 Mbps
	802.11n (40 MHz): MCS0-23, up to 450 Mbps
Wi-Fi adapter operating frequency	2.412 ~ 2.484 GHz (Industrial Scientific Medical Band)
	5.170 ~ 5.825 GHz
Wi-Fi security	64/128-Bit WEP Key, WPA, WPA2, 802.1X

Environmental and Regulatory	
Operating temperature	32°F to 122°F (0°C to 50°C)
Battery charging temperature	32°F to 104°F (0°C to 40°C)
Storage temperature	-40°F to 160°F (-40°C to 71°C)
	-4°F to 122°F (-20°C to 50°C) for periods longer than 1 week
Operating relative humidity (% RH without condensation)	5% to 45% at 32°F to 122°F (0°C to 50°C)
	5% to 75% at 32°F to 104°F (0°C to 40°C)
	5% to 95% at 32°F to 86°F (0°C to 30°C)
Shock and vibration	Meets the requirements of MIL-PRF-28800F for Class 3 Equipment
Safety	CAN/CSA-C22.2 No. 61010-1-04, IEC 61010-1:2001
Operating altitude	13,123 ft (4,000 m), 10,500 ft (3,200 m) with AC adapter
Storage altitude	39,370 ft (12,000 m)
Pollution degree	2
EMC	EN 61326-1:2006

Certifications and Compliance	
	Conformite Europeene. Conforms to the requirements of the European Union and the European Free Trade Association (EFTA).
	Listed by the Canadian Standards Association.
	Conforms to relevant Australian standards.



Ordering Guide

Model	Description
1T-1000	OneTouch AT Network Assistant with the Copper/Fiber LAN option includes module and test frame, frame carry strap, AC adapter and line cord, wiremap adapter #1, RJ45 coupler, RJ45 patch cable, accessories pouch, carrying case, getting started guide, and resource CD with user manual
1T-2000	OneTouch AT Network Assistant with Copper/Fiber LAN and Wi-Fi options includes module and test frame, frame carry strap, AC adapter and line cord, wiremap adapter #1, RJ45 coupler, RJ45 patch cable, external directional antenna with mounting clip, accessories pouch, carrying case, getting started guide, and resource CD with user manual
1T-3000	OneTouch AT Network Assistant with Copper/Fiber LAN, Wi-Fi, inline and capture options includes module and test frame, frame carry strap, AC adapter and line cord, wiremap adapters #1 - #6, RJ45 coupler, RJ45 patch cable, external directional antenna with mounting clip, SD card, USB SD card reader, USB flash drive, two 1000BASE-SX SFP fiber transceivers, accessories pouch, carrying case, getting started guide, and resource CD with user manual
1T-3000-FI	OneTouch AT 1T-3000, plus FI-1000 FiberInspector™ USB video probe with video probe tips
1T-3000-CSA	OneTouch AT 1T-3000, plus ClearSight™ Analyzer Software on CD for decoding packet captures on a Microsoft Windows PC
1T-3000-LRAT2KIT	OneTouch AT 1T-3000, plus LinkRunner™ AT 2000 Extended Test Kit
1T-3000-ACK-LRAT2	OneTouch AT 1T-3000, plus Network Tech Troubleshooting Kit with an AirCheck™ Wi-Fi tester and a LinkRunner™ AT 2000 tester
1T-3000-ESLSI-LRAT	OneTouch AT 1T-3000, plus an EtherScope™ LAN analyzer with Fiber and ProVision™/RFC2544 options, and a LinkRunner™ AT 2000 tester
1T-WLAN-OPT	OneTouch AT Wi-Fi upgrade option includes external directional antenna with mounting clip, and option activation instructions (for 1T-1000 models)
1T-IN-CAP-OPT	OneTouch AT inline and capture upgrade option includes wiremap adapters #2 - #6, SD card, USB SD card reader, USB flash drive, two 1000BASE-SX SFP fiber transceivers, and option activation instructions (for 1T-1000/2000 models)
1T-WLAN-IN-CAP-OPT	OneTouch AT Wi-Fi, inline and capture upgrade option includes external directional antenna with mounting clip, wiremap adapters #2 - #6, SD card, USB SD card reader, USB flash drive, two 1000BASE-SX SFP fiber transceivers, and option activation instructions (for 1T-1000 models)
1T-1000/GLD*	OneTouch AT 1T-1000, plus 1 year of Gold support
1T-2000/GLD*	OneTouch AT 1T-2000, plus 1 year of Gold support
1T-3000/GLD*	OneTouch AT 1T-3000, plus 1 year of Gold support
GLD-1T	1 year of Gold support for the OneTouch AT 1T-1000/2000/3000 models
GLD3-1T	3 years of Gold support for the OneTouch AT 1T-1000/2000/3000 models

*Only for sale in the United States

Fluke Networks' Gold Support

Our support plans give you exclusive services and 24/7 technical assistance. Sign up for our Gold Support plan and you'll enjoy outstanding privileges to protect and add value to your investment in Fluke Networks equipment. They include unlimited technical assistance seven days a week, 24 hours a day via phone or at our web support center. Repairs on covered items and "next day" dispatched loaner units for uninterrupted service. Free software upgrades. Scheduled annual performance verification service. Web-based training. Access to our extensive Knowledge Base library of operation and application related technical articles. And Gold "Members Only" special prices and promotions. Some benefits are not available in all countries.

See www.flukenetworks.com/goldsupport for more information.

Visit www.flukenetworks.com/OneTouchAT for a complete listing of models, options and accessories