

Manual Supplement



Manual Title:	287/289 Calibration	Supplement Issue:	3
Part Number:	Web-only	Issue Date:	6/10
Print Date:	February 2008	Page Count:	1
Revision/Date:	1, 3/09		

This supplement contains information necessary to ensure the accuracy of the above manual.




Change #1, 54932

On page 5, under **Electromagnetic Compatibility Standards (EMC)**, replace the **Certifications** with following:

Certifications.....UL, CE, CSA, , 

Change #2, 55189, 55213, 55269

On page 2, Table 1, replace the TUV symbol with the following:

From: 

To: 

On page 7, under **Resistance Specifications**, change the **Accuracy** for 500 kΩ:

From: 0.05 % + 2

To: 0.05 % + 15

On page 8, under **Frequency Counter Specifications**, add a footnote 3 to the Duty Cycle row.

[3] For 10 μs < pulse width < 25 μs add 1%. For 2 μs < pulse width ≤ 10 μs add 3.5 %.

Under Pulse Width, change the **Accuracy** for 0.1000 ms:

From: 0.002 ms + 3 counts

To: 0.002 ms + 30 counts

On page 9, in the **Input Characteristics** table, under **Typical Short Circuit Current**, change 5 MΩ:

From: 0.3 μA

To: 1 μA

On page 18, Table 4, replace steps 22 and 29 with the following:

22.	AC mV	500.00 mV	250 mV	65 kHz	240.85	259.15
29.	VAC, HZ % (Duty Cycle)	5.0000 V	5 V p-p, Sq. wave @ 15 %	50 kHz	1.40	28.60

Change #3, 55354

On page 5, under **General Specifications** replace the **Safety Standards**, with the following:

Safety Standards

US ANSI ANSI/ISA 61010-1 2004 (82.02.01):2004

CSA CAN/CSA-C22.2 No 61010-1-04

UL UL 61010-1:2004

CE European IEC/EN 61010-1 2nd Edition

Pollution Degree 2