

Manual Supplement

Manual Title: 287/289 Users
Print Date: June 2007
Revision/Date: 2, 3/09



Supplement Issue: 4
Issue Date: 11/10
Page Count: 2

This supplement contains information necessary to ensure the accuracy of the above manual. This manual is distributed as an electronic manual on the following CD-ROM:

CD Title: 287/289
CD Rev. & Date: 3, 3/2010
CD PN: 2748872


Change #1, 54932

On page 67, under **Electromagnetic Compatibility Standards (EMC)**, replace the **Certifications** with following:

Certifications.....UL, CE, CSA,  (N10140), 

Change #2, 55189, 55213, 55269

On page 4, Table 1, replace the TUV symbol with the following:

From: 

To: 

On page 72, under **Resistance Specifications**, change the **Accuracy** for 500 kΩ:

From: 0.05 % + 2

To: 0.05 % + 15

On page 74, under **Frequency Counter Specifications**, add a footnote 3 to the Duty Cycle row.

[3] For 10 μs < pulse width <25 μs add 1%. For 2 μs < pulse width ≤10 μs add 3.5 %.

Under Pulse Width, change the **Accuracy** for 0.1000 ms:

From: 0.002 ms + 3 counts

To: 0.002 ms + 30 counts

On page 77, under **Typical Short Circuit Current**, change **5 MΩ**:

From: 0.3 μA
 To: 1 μA

Change #3, 55354

On page 66, under **General Specifications** replace the **Safety Standards**, with the following:

Safety Standards

- US ANSI ANSI/ISA 61010-1 2004 (82.02.01):2004
- CSA CAN/CSA-C22.2 No 61010-1-04
- UL UL 61010-1:2004
- CE European IEC/EN 61010-1 2nd Edition
- Pollution Degree 2

Change #4

On page 63, Table 11, replace Items 23 and 24 with the following:

23	TL175 Test Lead Set	1	3504931
24	Alligator Clips, one black and one red	2	3970052 (Black) 3970041 (Red)

On page 65, Table 12, replace the first Item with the following

AC172	Alligator Clips for use with the TL175 test lead set
-------	--

