

# Supplement

Title: 715 Inst.Sht. Supplement Issue: 5  
Part Number: 650314 Issue Date: 4/09  
Print Date: July 1997 Page Count: 1  
Revision/Date: 3, 8/05

---

---

This supplement contains information necessary to ensure the accuracy of the document described above.



205 Westwood Ave  
Long Branch, NJ 07740  
1-877-742-TEST (8378)  
Fax: (732) 222-7088  
salesteam@Tequipment.NET

## Change #1

Under **General Specifications**, add the following:

**Protection Class:** Pollution Degree II

## Change #2

Under **Specifications**, table **DC V Input and Output** change the following:

From: Voltage drive capability: 1 mA

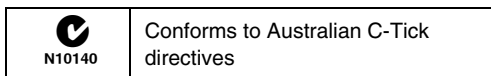
To: Voltage drive capability:

SN < 9494143 = 1 mA

SN > 9494143 = 10 mA ≤ 10 V, 3 mA > 10 V

## Change #3

On the second panel, under **International Symbols**, add the following:







## Change #4, 47219

Under **Specifications, DC mA Output, Source mode**, Compliance, add the following:

750 Ω at 20 mA with HART™ resistor on and battery voltage ≥ 6.8 V

## Change #5

Under **Span Check Feature**, replace steps 3 and 5 with the following:

3. Press the   scroll keys simultaneously to store the 0% value.
5. Again, press the   scroll keys simultaneously to store the 100% value.