

Fluke 718Ex Pressure Calibrator

CE Ex II 1 G EEx ia IIC T4

0344

Permitted for Zone 1, Equipment Group II, Gas Group IIC hazardous atmospheres, temperature class T4.

Class I Div. 1 Groups A-D T4 Intrinsically Safe

LR110460 AEx ia IIC T4.

Permitted for Division 1 hazardous atmospheres, Gas Groups A-D, temperature class T4.

mA Jack Input: $U_i = 30\text{ V}$, $I_i = 250\text{ mA}$, $P_i = 1.88\text{ W}$, $C_i = 0\text{ }\mu\text{F}$, $L_i = 0\text{ mH}$

mA Jack Output: U_o (Voc) = 7.14 Volts, I_o (Isc) = 1.09 mA, $P_o = 1.9\text{ mW}$

Co			Lo		
AB (IIC)	C (IIB)	D (IIA)	AB (IIC)	C (IIB)	D (IIA)
13.5 μF	240 μF	1000 μF	1.0 H	3.0 H	8.0 H

Notes:

- Connections to an Intrinsically Safe Apparatus/Associated Apparatus/Loop must be in accordance with notes 2 thru 5.
- Intrinsic Safety Entity Concept:**
The Intrinsic Safety Entity Concept allows the interconnection of two or more Approved Intrinsically Safe devices or Associated Apparatus with entity parameters not specifically examined in combination as a system when:
 U_o or V_o or $V_t \leq V_{max}$ or U_i , I_o or I_{sc} or $I_t \leq I_{max}$ or I_i ,
 C_a or $C_o \geq C_i + C_{cable}$, L_a or $L_o \geq L_i + L_{cable}$, $P_o \leq P_i$.
- Installation must be in accordance with Article 500 or Article 505 of the NEC[®] (ANSI/NFPA 70) and ANSI/ISA RP12.6 or equivalent.

WARNING

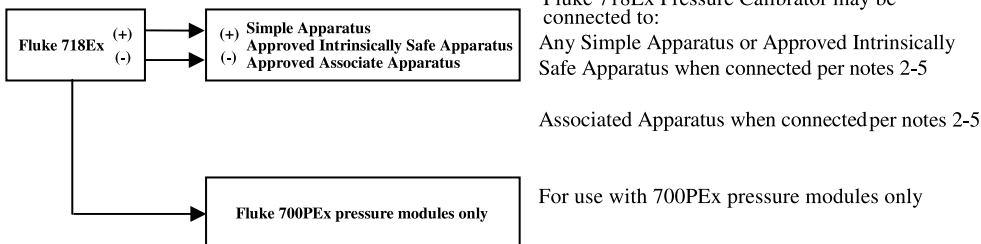
- The Fluke 718Ex Pressure Calibrator may only be connected to terminals with compatible entity parameters except as indicated in Note 2 and must not be connected to internal circuitry of Associated Apparatus or Intrinsically Safe Apparatus. Connection to internal circuitry of Associated Apparatus or internal circuitry of Intrinsically Safe Apparatus violates Approval.
- Applying more than 30 volts or 24 mA to the input terminals invalidates the Calibrator's Ex Approval and may damage the unit. Immediately remove the unit from the Ex-hazardous area and contact a Fluke Service Center.
- Refer to the 718Ex Users Manual (provided on the CD) for additional safety information.
- No revision to this drawing is permitted without approval from CSA and KEMA.



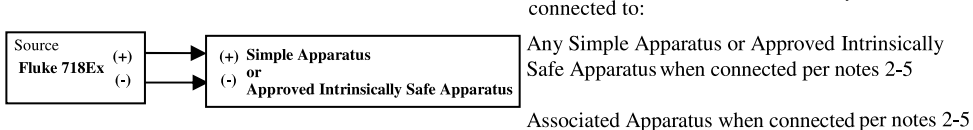
ONLY CONNECTIONS SPECIFIED ON THIS DRAWING ARE ALLOWED. OTHER CONNECTIONS MAY INVALIDATE INTRINSIC SAFETY.

Unclassified area or areas classified as Zone 0 or Class I, Div 1, Groups A - D

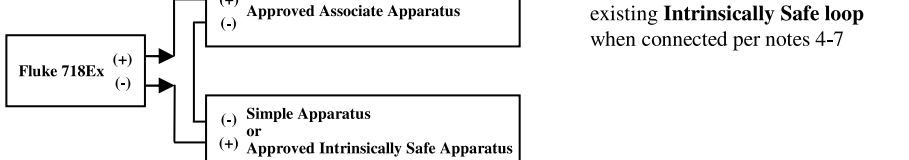
All Modes:



Switch Test Mode:



Measure mA:



Martel Document Number	Ex Certification and Document Control by Martel Electronics, Inc.			
	Rev	Description	By	Date
6800013	0	Original	G.L.	Apr. 6, 2004

FLUKE[®] Fluke 718Ex CCD

Date Apr. 6, 2004

By: G. Lindstrom

Fluke Part Number: 2117024

SCALE: None

Sheet 1 of 1