

FindFiber™ Source

Instruction Sheet

The FindFiber™ source is used with a SimpliFiber® Pro optical power meter to identify fiber connections at patch panels.

The source comes with the following:

- Two AA alkaline batteries
- Instruction Sheet

The FindFiber-6 kit comes with the following:

- Six FindFiber sources
- Twelve AA alkaline batteries
- Instruction Sheet

If something is damaged or missing, contact the place of purchase immediately.

Safety Information

Warning: Class 1 Laser

To avoid possible eye damage caused by hazardous radiation:

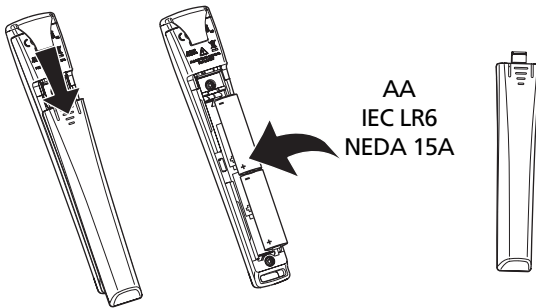
- **Never look directly into optical connectors. Some sources produce invisible radiation that can permanently damage your eyes.**
- **Never turn on the source unless a fiber is attached to the port.**
- **Do not use magnification to view the optical outputs without proper filtering.**
- **Use of controls, adjustments, or procedures not stated herein might result in hazardous radiation exposure.**

Caution

To avoid damaging fiber connectors, to avoid data loss, and to ensure maximum accuracy of test results:

- Use proper cleaning procedures to clean all fiber connectors before every use. Neglecting this step or using improper procedures can cause unreliable test results and may permanently damage the connectors.
- Cover all connectors with protective caps when not in use.
- Never connect the source to an active network. Doing so can disrupt network operations.

Battery Installation, Life, and Status



Note: Fluke Networks recommends alkaline batteries.

ffu02.eps

- The batteries last for about 80 hours of typical use.
- Replace the batteries if the LED blinks.
- To conserve battery power, the source turns off after 30 minutes if no keys are pressed.

Locating Fibers

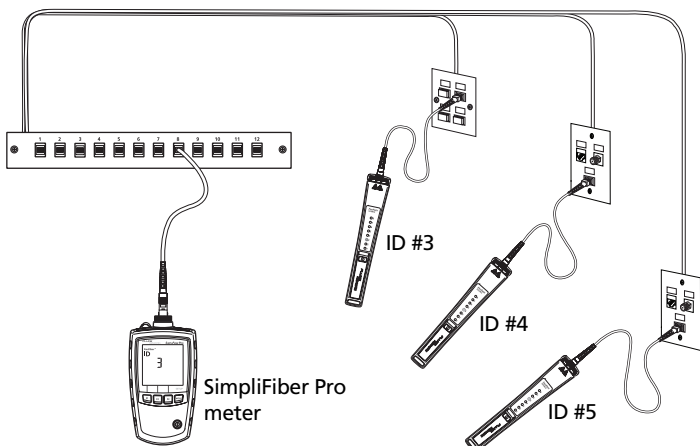
- 1 Connect a SimpliFiber Pro meter and one or more FindFiber sources to the fiber links as shown below.
- 2 Turn on the meter and the FindFiber sources.
- 3 To change the number transmitted by a FindFiber source, turn the source off, hold down the power key for about 4 seconds; then release the key when the desired LED turns on.

Note

If you are using a SimpliFiber Pro source, press **ID** on the source. The multimode source is fixed at ID 1 and the singlemode source is fixed at ID 2.

- 4 On the meter, press **MODE** until **FindFiber™** appears.
- 5 If the meter and a FindFiber source are connected, the number indicated by the source's LED appears on the meter.

If the meter and source are not connected, - - - - appears on the meter's FindFiber display.



Using the FindFiber Source

Registration

Registering your product with Fluke Networks gives you access to valuable information on product updates, troubleshooting tips, and other support services. To register, fill out the online registration form on the Fluke Networks website at www.flukenetworks.com/registration.

Contacting Fluke Networks



www.flukenetworks.com



support@flukenetworks.com






+1-425-446-4519

- Australia: 61 (2) 8850-3333 or 61 (3) 9329-0244
- Beijing: 86 (10) 6512-3435
- Brazil: 11 3759 7600
- Canada: 1-800-363-5853
- Europe: +44-(0)1923-281-300
- Hong Kong: 852 2721-3228
- Japan: 03-3434-0510
- Korea: 82 2 539-6311
- Singapore: 65 6799-5566
- Taiwan: (886) 2-227-83199
- USA: 1-800-283-5853

Visit our website for a complete list of phone numbers.

Specifications

Operating temperature	-10°C to +50°C
Storage temperature	-20°C to +50°C
Emitter type	Laser
Source connector	Fixed SC
FindFiber ID numbers	1 through 8. Default is 3.
Power indicator	LED
Power requirement	2 AA alkaline batteries
Battery life*	>80 hours (typical)
Automatic power-off	30 minutes
Low battery indicator	Blinking LED
Size	7.1 in x 1.3 in x 1.0 in (17.9 cm x 3.2 cm x 2.5 cm)
Weight	4.4 oz (125 g)
	Listed by the Canadian Standards Association
	Conforms to relevant Australian standards
	Conforms to relevant European Union directives
Laser safety	Complies with 21CFR.1040.10,11, and EN60825-1, 2:2007 (Class 1, Hazard Level 1)
* Battery life depends on the condition and type of batteries used. Fluke Networks recommends alkaline batteries.	

LIMITED WARRANTY AND LIMITATION OF LIABILITY

Fluke Networks mainframe products will be free from defects in material and workmanship for one year from the date of purchase. Parts, accessories, product repairs and services are warranted for 90 days, unless otherwise stated. Ni-Cad, Ni-MH and Li-Ion batteries, cables or other peripherals are all considered parts or accessories.

This warranty does not cover damage from accident, neglect, misuse, alteration, contamination, or abnormal conditions of operation or handling. Resellers are not authorized to extend any other warranty on Fluke Networks' behalf. To obtain service during the warranty period, contact your nearest Fluke Networks authorized service center to obtain return authorization information, then send your defective product to that Service Center with a description of the problem.

THIS WARRANTY IS YOUR ONLY REMEDY. NO OTHER WARRANTIES, SUCH AS FITNESS FOR A PARTICULAR PURPOSE, ARE EXPRESSED OR IMPLIED. FLUKE NETWORKS IS NOT LIABLE FOR ANY SPECIAL, INDIRECT, INCIDENTAL OR CONSEQUENTIAL DAMAGES OR LOSSES, ARISING FROM ANY CAUSE OR THEORY.

Since some states or countries do not allow the exclusion or limitation of an implied warranty or of incidental or consequential damages, this limitation of liability may not apply to you.

4/04

Fluke Networks
PO Box 777
Everett, WA 98206-0777
USA



205 Westwood Ave
Long Branch, NJ 07740
1-877-742-TEST (8378)
Fax: (732) 222-7088
salesteam@Tequipment.NET