

NF-MANDREL

Multimode Mandrels

Instruction Sheet

The NF-MANDREL multimode mandrels are used with an LED source and optical power meter when measuring optical power loss in multimode fiber optic cabling.

The mandrels act as mode filters. They remove high-order modes from the optical signal to achieve equilibrium modal distribution (EMD) when testing with LED light sources that overfill the fiber. Mandrels are used to meet the launch conditions specified in TIA/EIA-568B.

The NF-MANDREL-KIT is a kit that comes with the following:

- Two red mandrels for 50/125 μm fiber with 3 mm jackets
- Two gray mandrels for 62.5/125 μm fiber with 3 mm jackets
- Instruction sheet

A NF-MANDREL-50 or NF-MANDREL-625 mandrel comes with the following:

- One red mandrel for 50/125 μm fiber with 3 mm jackets or one gray mandrel for 62.5/125 μm fiber with 3 mm jackets
- Instruction sheet

Using the Mandrels

Figures 1, 2, and 3 show how to use the mandrels.

Note

The mandrels are optimized for use on 3 mm jacketed fiber optic cable. They may not produce the intended results on smaller-diameter cable.

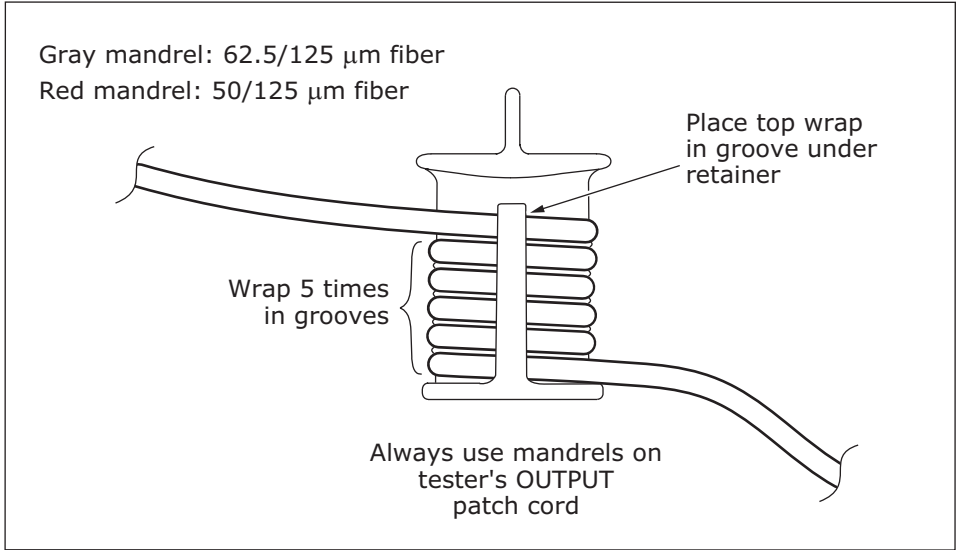


Figure 1. Wrapping the Patch Cord Around the Mandrel

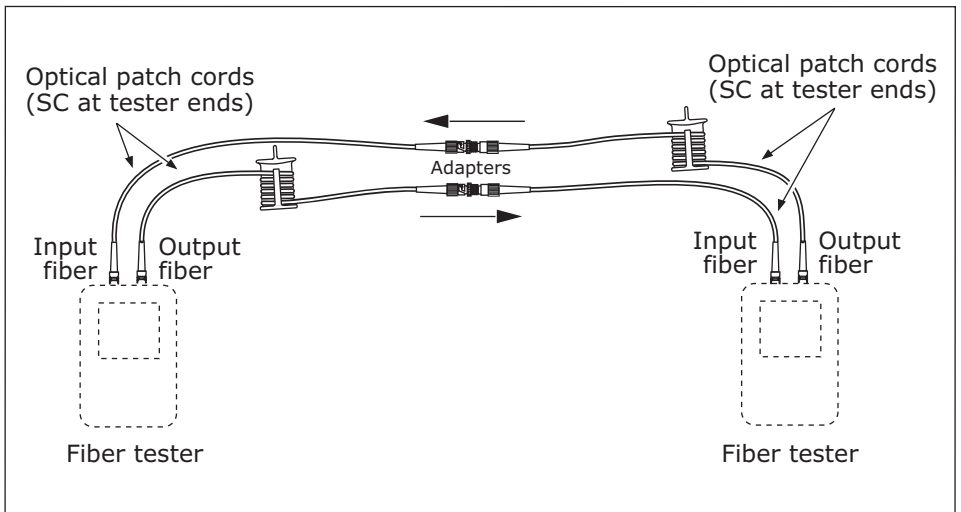
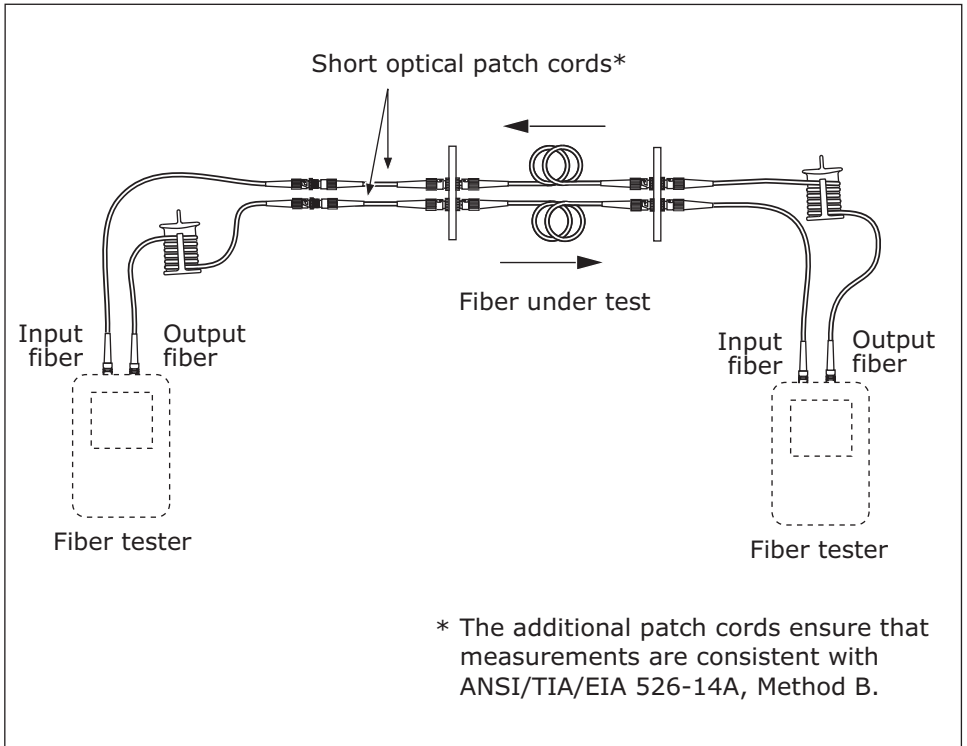


Figure 2. Using the Mandrels During Referencing

Caution

Do not disconnect the patch cords from the tester or remove the mandrels after referencing. If you do, you must set the reference again to ensure valid measurements.



apf04f.eps

Figure 3. Using Mandrels During Duplex Fiber Testing

Contacting Fluke Networks

Visit the Fluke Networks website at www.flukenetworks.com. Send email to support@flukenetworks.com.

To call us:

- Australia: 61 (2) 8850-3333 or 61 3 9329 0244
- Beijing: 86 (10) 6512-3435
- Brazil: 11 3044 1277
- Canada: 1-800-363-5853
- Europe: +44 1923 281 300
- Hong Kong: 852 2721-3228
- Japan: +81-3-3434-0181
- Korea: 82 2 539-6311
- Singapore: +65-6738-5655
- Taiwan: (886) 2-227-83199
- USA: 1-800-283-5853
- Anywhere in the world: +1-425-446-4519

Visit our website for a complete list of phone numbers.

LIMITED WARRANTY & LIMITATION OF LIABILITY

Fluke Networks products will be free from defects in material and workmanship for one year from the date of purchase. Parts, accessories, product repairs, and services are warranted for 90 days. This warranty does not cover disposable batteries, cable connector tabs, cable insulation-displacement connectors, or damage from accident, neglect, misuse, alteration, contamination, or abnormal conditions of operation or handling. Resellers are not authorized to extend any other warranty on Fluke Networks' behalf. To obtain service during the warranty period, contact your nearest Fluke Networks authorized service center to obtain return authorization information, then send your defective product to that Service Center with a description of the problem.

THIS WARRANTY IS YOUR ONLY REMEDY. NO OTHER WARRANTIES, SUCH AS FITNESS FOR A PARTICULAR PURPOSE, ARE EXPRESSED OR IMPLIED. FLUKE NETWORKS IS NOT LIABLE FOR ANY SPECIAL, INDIRECT, INCIDENTAL OR CONSEQUENTIAL DAMAGES OR LOSSES, ARISING FROM ANY CAUSE OR THEORY. Since some states or countries do not allow the exclusion or limitation of an implied warranty or of incidental or consequential damages, this limitation of liability may not apply to you.

6/01

Fluke Networks
PO Box 777
Everett, WA 98206-0777
USA

