

# HIOKI

3256-50 (MEAN, CAT II 1000V)  
3257-50 (TRMS, CAT III 1000V)


## DIGITAL HiTESTER

Field measuring instruments



# Lock your troubles away

### Shutter mechanism



Voltage ranges

10A range

## Fail-safe!



<http://www.hioki.co.jp/>

Complete safety and a reliability that you can count on...

# Designed with an emphasis on safety

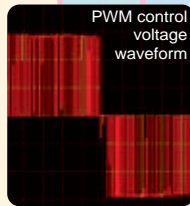
**3256**  
**MEAN Value**

**3257**  
**True RMS**

## 2 types of DMMs for measuring differences in distorted waveforms

■ Measures RMS values of commercial mains power frequencies

Makes RMS measurements that exclude harmonic components.



■ Accurately measures harmonic wave components

Accurate measurements are guaranteed for components in the range from 50 to 500 Hz .  
● Crest factor: 3.0 max.  
(Except 420mV range)



## Behind-the-scene safety features

The 3256 and 3257 models bear the CE mark meaning that they conform to standards such as the IEC61010-1 international safety standard and other EMC-related standards. Moreover, these units are designed with an emphasis on safety. In addition to a shutter mechanism that prevents incorrect test lead connection, the current terminals of the units come equipped with standard fast blow fuses.

CAT III 600 V

CAT II 1000 V



CAT III 1000V

Overload protection up to 600 V  
(1000 V for voltage and resistance ranges)

Voltage and resistance ranges: overload protection of up to 1000 V DC, 1000 V AC rms(sin) or 10<sup>7</sup> V•Hz

Current range: fuse protection

0.5 A / 700 VAC 50 kA interrupting capacity  
10 A / 600 VAC 10 kA interrupting capacity



for 3257

Overload protection up to 1000 V

Voltage and resistance ranges: overload protection of up to 1000 V DC, 1000 V AC rms(sin) or 10<sup>7</sup> V•Hz

Current range: fuse protection

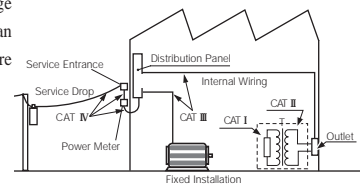
0.44 A / 1000 V 10 kA interrupting capacity  
11 A / 1000 V 10 kA interrupting capacity

### Overvoltage category (CAT)

In order to promote the safe use of measuring instruments, safety level standards are classified under IEC60664 into overvoltage categories CAT I through IV, depending on the location where the instrument is to be used. Categories with a higher number indicate an electrical environment that has high levels of instantaneous energy. Therefore, a measuring instrument designed for CAT III can endure higher instantaneous energy than an instrument designed for CAT II.

CAT II: Primary electrical circuits in equipment connected to a wall outlet via a power cord.

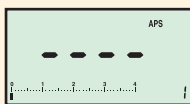
CAT III: Circuits between primary and distribution panels and outlets in equipment that reads electricity from the direct distribution panel via electrical reads (fixed equipment).



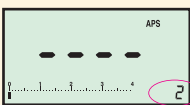
**3256 Only**



Check for live lines safely and easily



REC-MEMO Press 2 times



RANGE Adjusting sensitivity



Buzzer sounds and flashing

Simply move the head close to the power line

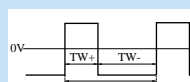
In the AC V range, the 3256 can be used to check whether power lines are live. When the sensitivity level is set to 4 and the test head is placed near a live power line, the built-in buzzer sounds and a display indicator lights.

Sensitivity threshold: 100 V AC or higher

**3257 Only**



Analyze pulse control signals



The ratio between pulse width (TW+ or TW-) and pulse recursion cycle (T) is displayed as a percentage.



Display range: 5 to 95% Accuracy:

10 Hz to 1 kHz; ±1.0% rdg.±15 dgt.  
1 kHz to 10 kHz; ±1.0% rdg.±50 dgt.



Accuracy rating pertains to a square wave of 5Vp-p.



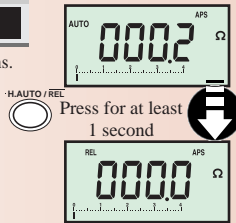
# Practical functions

I want to see fluctuations with respect to the current value...  
 I want to zero adjust the resistance range...

## Relative function

This setting can be used with the V, A and Ω functions.

Any value can be set as the reference value and values can be displayed relative to the reference value.



I want to keep track of values measured...

## Memory function (REC.MEMO)

This setting can be used with the V, A, Ω and Hz functions. Up to 20 data points can be held using this function.

Up to 20 display values obtained with Hold or Automatic Hold can be stored sequentially. Several types of data can be held at once.




I can't see the reading because it is too dark...  
 I can't check the reading right now...

## Automatic Hold function (H.AUTO)

This setting can be used with the V, A and Ω functions.

This function is useful when the device being tested needs to be monitored constantly.

This function can be set to hold the display when the switch is pressed.

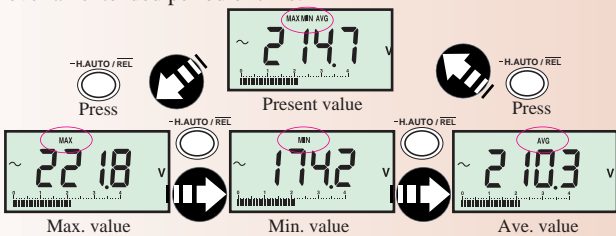


I want to read the max/min/average values...

## Recording function

This setting can be used with the V, A and Ω functions.

The display can be switched between the present measurement value and the maximum, minimum, or average values measured since the start of recording. This is useful when observing changes over an extended period of time.

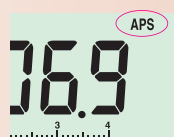


I cannot use the unit because the batteries are dead...

## Automatic power saver function

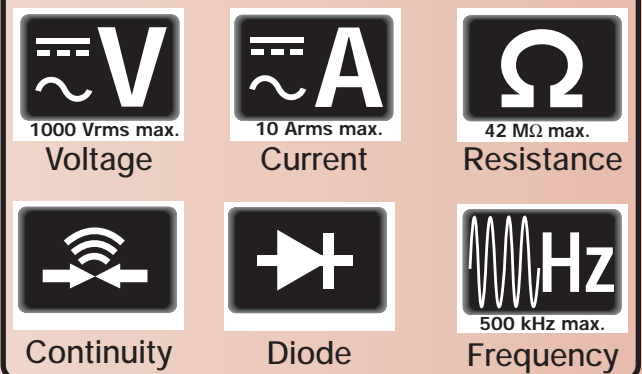
Because the LCD goes out when the unit is idle for 10 minutes, unnecessary power consumption is easily avoided. This function can also be disabled.

This function is automatically disabled when recording.





Actual-size

## 3256 and 3257 common measurement items



## ■ 3256 & 3257 common specifications

	Range	Accuracy		Notes	Overload protection	
		DC	AC			
AC / DC voltage V	420.0 mV	± 0.5%rdg. ± 2dgt.	± 1.5%rdg. ± 3dgt. 50Hz to 100Hz	Greater than 100MΩ	DC 1000 V 1000 Vrms(sin) or 10 <sup>7</sup> V Hz 1 minute	
	4.200 V		± 1.2%rdg. ± 3dgt. 50Hz to 500Hz	Approx. 11 MΩ		
	42.00 V			Approx. 10 MΩ		
	420.0 V					
	1000 V					
AC / DC current A	42.00 μA	± 1.5%rdg. ± 4dgt.	± 2.5%rdg. ± 5dgt. 50Hz to 500Hz	Approx. 10 kΩ	3256 40μA to 420mA range: 0.5A/700V fuse 10A range: 10A/600V fuse 3257 40μA to 420mA range: 0.44A/1000V fuse 10A range: 11A/1000V fuse	
	420.0 μA			Approx. 100 Ω		
	4200 μA			Approx. 1 Ω		
	42.00 mA					
	420.0 mA					
	10.00 A					Approx. 0.01 Ω
Resistance Ω	420.0 Ω	± 0.7%rdg. ± 4dgt.	± 0.7%rdg. ± 2dgt.	3.4 Vmax.	DC 1000 V 1000 Vrms(sin) or 10 <sup>7</sup> V Hz 1 minute	
	4.200 kΩ			Approx. 0.7 V		
	42.00 kΩ					Approx. 0.5 V
	420.0 kΩ					
	4.200 MΩ					
42.00 MΩ	± 2.5%rdg. ± 2dgt.					
Continuity 	420.0 Ω	± 0.7%rdg. ± 4dgt. A built-in buzzer sounds when the resistance value is less than 50Ω ± 30 Ω		Open-circuit terminal voltage 3.4 Vmax.		
Diode 	2.00 V	± 5.0%rdg. ± 2dgt.		Open terminal voltage/current 3.4 Vmax. Approx. 500 μA		
Frequency Hz	0.50Hz to 199.99Hz	± 0.02%rdg. ± 2dgt.		ATT. range		
	200.0Hz to 500.0kHz	± 0.02%rdg. ± 1dgt.		4.2/ 42/ 420/ 1000 V		

● Display: data display; 4200 max. (19999 for frequency range), 42-dot bar graph  
 ● Sampling rate: 2.5 samples/sec (for other measurements than in Hz), 5 samples/sec (5 Hz or more), approx. 25 samples/sec (bar graph)  
 ● Range selection: automatic and manual  
 ● Ambient temperature / humidity: 0 to 50°C (32°F to 122°F) 80% rh (no condensation)  
 ● Storage temperature/ humidity range: -20 to 60°C (-4°F to 140°F) 70% rh (no condensation)  
 ● Power source: R03 manganese battery X2 or LR03 alkaline battery X2  
 ● Continuous operation: In DC voltage approx. 100 hours (with manganese batteries), approx. 200 hours or more (with alkaline batteries)  
 ● Dimensions and Mass: Approx. 76 W X 167 H X 33 D mm, approx. 260g (Approx 3.0" W X 6.6" H X 1.3" D, 9.2 oz.) (including batteries)

**AC measurement Accuracy:** In the 3256, ±2 dgt. is added for inputs less than 10% of the full scale

Accuracy is not rated for inputs less than 1.0 mV in the 420 mV range.

For the 3257, the accuracy rating is for inputs greater than 10% of full scale.

**Measurement times in the 10 A range:** continuous up to 7 A, maximum 1 minute for 7 A to 10 A.



With Holster

**3256-51** (MEAN value type)

**3257-51** (True RMS type)

(Includes 9207-10 TEST LEADS and holster)



With Semi-hard Carrying Case

**3256-50** (MEAN value type)

**3257-50** (True RMS type)

(Includes 9207-10 TEST LEADS and 9378 CARRYING CASE)

Special option for the  
3256-51 and 3257-51

3853 CARRYING CASE

(soft type)



9207-10 TEST LEAD (included)

cord length 70cm



Common options for the  
3256-51 and 3257-51

9014 HIGH VOLTAGE PROBE

(No CE marking)



# HIOKI

HIOKI E. E. CORPORATION

HEAD OFFICE :

81 Koizumi, Ueda, Nagano, 386-1192, Japan  
 TEL +81-268-28-0562 / FAX +81-268-28-0568  
 E-mail: os-com@hioki.co.jp

HIOKI USA CORPORATION :

6 Corporate Drive, Cranbury, NJ 08512 USA  
 TEL +1-609-409-9109 / FAX +1-609-409-9108  
 E-mail: hioki@hiokiusa.com

Shanghai Representative Office :

1704 Shanghai Times Square Office  
 93 Huaihai Zhong Road  
 Shanghai, 200021, P.R.China  
 TEL +86-21-6391-0090, 0092  
 FAX +86-21-6391-0360  
 E-mail: info@hioki.cn

DISTRIBUTED BY