



102

**PowerPlug® Luminaire Disconnect 102 Specifications**

Electrical Rating	Wire Range	Line Side/Ballast Side
6 Amps/600 Volts Max.	Solid	#12 – #18
	Stranded	#12 – #14 (19 strand or less)
	Stranded Tin-Bonded	#12 – #14 (19 strand or less) #16 (26 strand or less) #18 (16 strand or less)

Model 102 2-Pole	Cat. No.
Card of 25	<b>30-372</b>
Jar of 75	<b>30-382J</b>
Jar of 150	<b>30-352J</b>
Carton of 1,000	<b>30-102</b>




103

**PowerPlug® Luminaire Disconnect 103 Specifications**

Electrical Rating	Wire Range	Line Side	Ballast Side
6 Amps/600 Volts Max.	Solid	#12 – #18	#18
	Stranded	#12 – #14 (19 strand or less)	None
	Stranded Tin-Bonded	#12 – #14 (19 strand or less) #16 (26 strand or less) #18 (16 strand or less)	#18 (16 strand or less)

Model 103 3-Pole	Cat. No.
Card of 20	<b>30-383X</b>
Jar of 50	<b>30-383XJ</b>
Jar of 100	<b>30-353XJ</b>
Carton of 1,000	<b>30-103X</b>



182

183

**PowerPlug® Luminaire Disconnect 182/183 Specifications**

Electrical Rating	Wire Range	Line Side/Ballast Side
3.0 Amps/120 Volts	Solid	#18
1.3 Amps/277 Volts		
1.0 Amps/347 Volts		
.75 Amps/480 Volts		
.60 Amps/600 Volts		


Model 182 2-Pole	Cat. No.
Box of 100	<b>30-082</b>
Carton of 2,500	<b>30-682</b>
w/6" leads, Carton of 1,000	<b>30-682L</b>

Model 183 3-Pole	Cat. No.
Box of 100	<b>30-083</b>
Carton of 2,500	<b>30-683</b>



Rev. 4/09  
Form No. P-2874  
Printed in USA  
©2009 IDEAL INDUSTRIES, INC.


**PowerPlug® Luminaire Disconnect**



- Meets the new NEC and CEC code changes for non-residential fluorescent luminaires
- Perfect for new, retrofit or OEM lighting installations
- Meets UL and CSA finger-probe safety requirements
- Allows safe disconnect of hot and neutral ballast wiring
- Push-in technology results in quicker connections, saves time and increases productivity



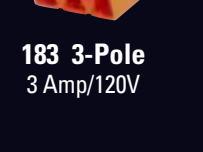
102 2-Pole  
6 Amp/600V



103 3-Pole  
6 Amp/600V



182 2-Pole  
3 Amp/120V



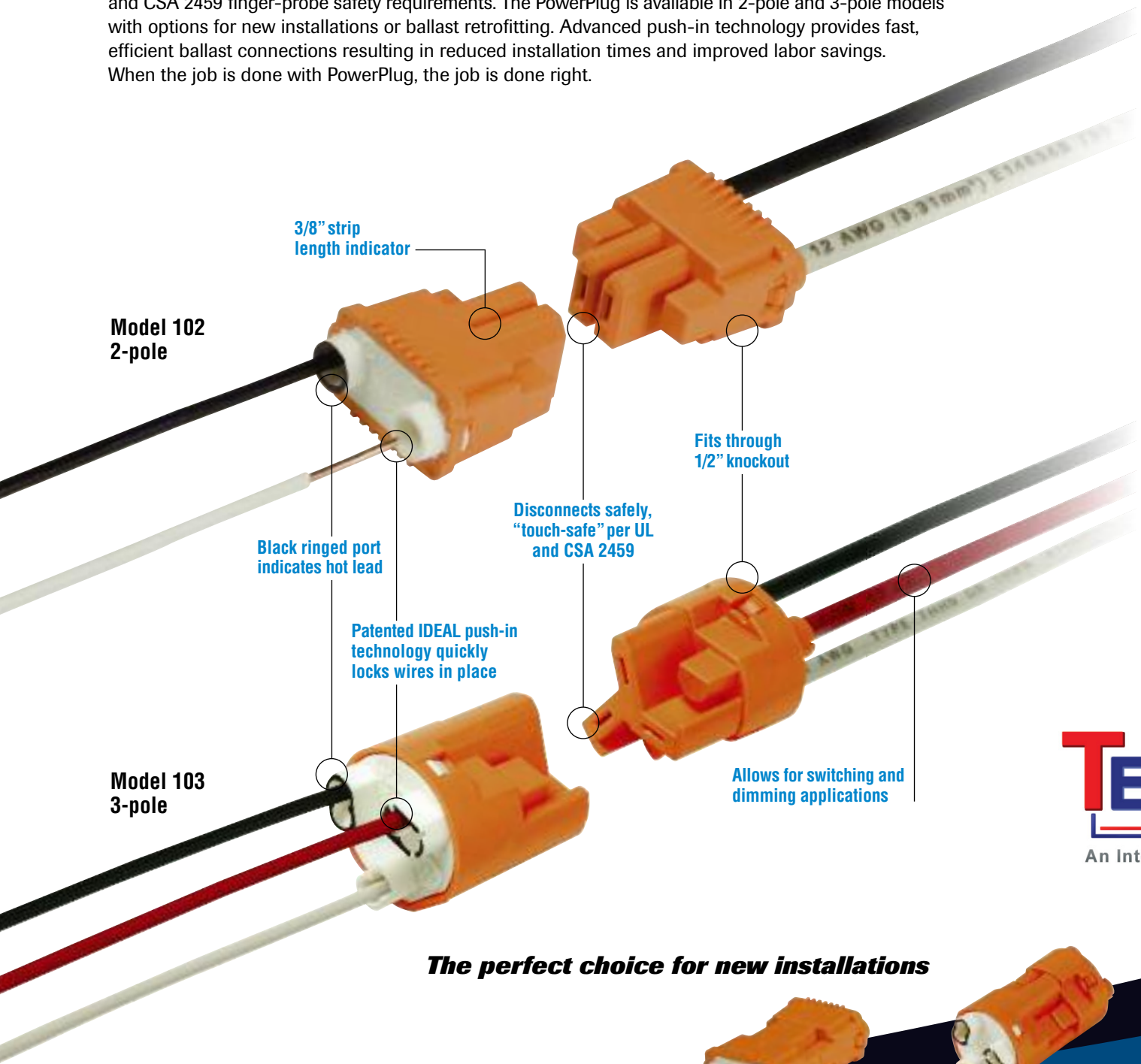
183 3-Pole  
3 Amp/120V





The IDEAL PowerPlug® Luminaire Disconnect fully meets the 2008 National Electrical Code 410.130(G), 2005 NEC 410.73(G) and Canadian Electrical Code 30-308(4) for non-residential fluorescent luminaires. The PowerPlug helps reduce electrical shock hazard during ballast

replacement by safely disconnecting hot and neutral ballast wiring. Both halves of PowerPlug meet UL and CSA 2459 finger-probe safety requirements. The PowerPlug is available in 2-pole and 3-pole models with options for new installations or ballast retrofitting. Advanced push-in technology provides fast, efficient ballast connections resulting in reduced installation times and improved labor savings. When the job is done with PowerPlug, the job is done right.



3/8" strip length indicator

Model 102 2-pole

Black ringed port indicates hot lead

Patented IDEAL push-in technology quickly locks wires in place


Model 103 3-pole

Disconnects safely, "touch-safe" per UL and CSA 2459

Fits through 1/2" knockout

Allows for switching and dimming applications

**The perfect choice for new installations**




102 2-Pole 6 Amp/600V

103 3-Pole 6 Amp/600V




Color-coded ends: ballast side (white) and line side (orange)

- 3-pole disconnect allows for one-connector installation of many of today's energy-saving lighting configurations, such as fixtures with dual or electronic ballasts
- No need for additional connectors or pigtails, resulting in time and labor savings



3-pole disconnect accepts up to six #18 AWG solid wires on ballast side (2 conductors in each pole)



182 2-Pole 3 Amp/120V

183 3-Pole 3 Amp/120V

### The value choice for retrofit installations

- Accepts #18 AWG solid wires only
- Low-profile design
- Great for retrofit or OEM lighting applications
- Meets NEC and CEC code changes for non-residential fluorescent luminaires with ballasts
- Push-in technology results in quicker connections, saving time and increasing productivity
- Passes UL & CSA 2459 finger-probe requirements
- Fits through 1/2" knockout
- Pulls apart safely and easily