


Integra Series Module Selector Guide









This selector guide may prove helpful in identifying the best module for a specific application. Install up to two modules at a time in the Model 2700 and Model 2701 mainframes or five at a time in the Model 2750 mainframe.

Module	# Analog Inputs	Configuration	2-Pole	4-pole	Type of Connector	Max. Voltage	Max. Switched Current	Switch Speed	Contact Life	Other	Optional Accessories
 NEW!	20	Solid-State Multiplexer w/CJC	1x20 or two 1x10	1x10	Removable screw terminals	60V	0.1A	<0.5ms	>10 ¹⁰	Automatic TC linearization. 500 ch/s scanning.	7401 TC wire kit
	20	Multiplexer w/CJC	1x20 or two 1x10	1x10	Screw terminals	300V	1A	< 3 ms	>10 ⁹	Automatic thermocouple linearization. 2 current measurement channels @ 3A. Now with 50Mhz Bandwidth	7401 TC wire kit
	32	Multiplexer	1x32 or two 1x16	1x16	D-sub (IDC)	150V	1A	< 3 ms	>10 ⁹	32 channels of common-side 4-wire ohms	7789 7790 7705-MTC-2 7707-MTC-2
	40	Multiplexer	1x40 or two 1x20	1x20	Screw terminals	300V	1A	< 3 ms	>10 ⁹	Maximum power = 125VA. 2 current measurement channels @ 3A.	
	32	Multiplexer	1x32 or two 1x16	1x16	D-sub (solder or crimp)	300V	500mA	< 1 ms	>10 ⁹	Reed relays.	7788 7705-MTC-2
	N/A	40 channel independent SPST	N/A	N/A	D-sub (solder or crimp)	300V	2A	< 3 ms	>10 ⁹	Software programmable for SPDT (Form C)	7788 7705-MTC-2

Continued on back

Integra Series Module Selector Guide

Module	# Analog Inputs	Configuration	2-Pole	4-pole	Type of Connector	Max. Voltage	Max. Switched Current	Switch Speed	Contact Life	Other	Optional Accessories	
 7706	20	Multiplexer w/CJC + Analog Output + Digital Outputs + Counter/Totalizer	1x20 or two 1x10	1x10	Screw terminals	300V	1A	< 3 ms	>10 ⁸	Two ±12V analog output channels & 100kHz event counter/totalizer plus 16 Digital Out.	7401 TC wire kit	
 7707	10	Digital I/O + Multiplexer	1x10 or two 1x5	1x5	D-sub (IDC)	300V	1A	< 3 ms	>10 ⁸	32 Digital I/O. Four 8-bit I/O ports w/short circuit protection (33V, 100mA).	7789 7790 7705-MTC-2 7707-MTC-2	
 7708	40	Multiplexer w/CJC	1x40 or two 1x20	1x20	Screw terminals	300V	1A	< 3 ms	>10 ⁸	Automatic thermocouple linearization.	7401 TC wire kit	
 7709	48	6x8 Matrix	Yes	Yes	D-sub (IDC)	300V	1A	< 3 ms	>10 ⁸	Connects to internal DMM. Daisy chain multiple cards to create larger matrix.	7789 7790 7705-MTC-2 7707-MTC-2	
 7711												
			Insertion Loss	VSWR	Crosstalk	SMA	60V	0.5A	< 10 ms	>10 ⁶		7712-SMA-1 S46-SMA-0.5, -1 7712-SMA-N 7711-BNC-SMA 7051-2, -5, -10
	2GHz Dual 1x4 Multiplexer	1.0dB	1.2	-55dB								
 7712												
	3.5GHz Dual 1x4 Multiplexer	1.1dB	1.45	-50dB	SMA	42V	0.5A	< 10 ms	>5x10 ⁶			7712-SMA-1 S46-SMA-0.5, -1 7712-SMA-N

Note: All modules can be disconnected from internal DMM for routing external signals. Refer to the Integra Series technical data book for additional information.

Specifications are subject to change without notice.

All Keithley trademarks and trade names are the property of Keithley Instruments, Inc. All other trademarks and trade names are the property of their respective companies.

KEITHLEY

Keithley Instruments, Inc.

28775 Aurora Road • Cleveland, Ohio 44139 • 440-248-0400 • Fax: 440-248-6168
1-888-KEITHLEY (534-8453) www.keithley.com

T  **USA**
Equipment
.NET
An Interworld Highway, LLC Company