

## Want hardcopy?




**Push!**  
**Copy Button**

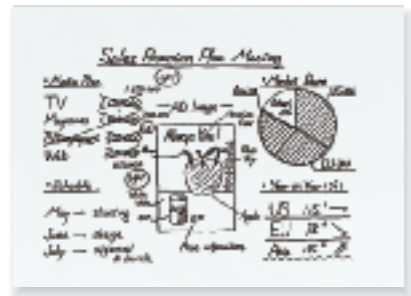
**Four-Color Printing for Better Comprehension**

### Four-Color or Black-and-White Printing, with Ease and Speed

Simply press the COPY button on the board's control panel to print out what is written on the board. You can choose between easy-to-see four-color copies or economical and fast black-and-white copies on the spot, depending on the subject matter or the needs of the meeting.



Color gives your copies more impact!



### Supports Plain Paper for As-Is Printing and Storage

The M Series Copyboards accommodate plain paper that can be written on directly, distributed, and stored as-is for added convenience. As many as 20 copies of the same page can be printed at one time.


\*Data from the memory card slot cannot be outputted to the printer.  
\*Compatible printers vary according to region.



# Data Storage and Printout in Meetings—The Flexibility You Require

PLUS is proud to introduce the M Series, the world's first electronic copyboards with a memory card function, supporting CompactFlash cards as a standard feature. Now, using only a control panel button, you can download information from the board to a memory card without bringing a PC into a meeting and connecting it to the board. The data stored in the card can be transferred as-is, or downloaded to a PC. With a dual function for outputting both hard and soft copy, the M Series Copyboards make sharing information easier than ever.

In addition to CompactFlash cards, the copyboards also accommodate MemoryStick and SD cards using an optional CF card adapter.



- **Record Data...**  
You can store data on the memory card without hooking up a PC.
- **View Data...**  
You can transfer the data to a PC for immediate viewing.
- **Utilize Data...**  
E-Mailing, editing, and processing are easy. Data can be handed over through a card.

- **Plain Paper...**  
You can make hand-written notes on a printed copy. Information is easily stored and distributed to participants.
- **Four-Color Printing...**  
Write and print in four colors. Easy to see, easy to understand.
- **Switch to Black-and-White Printing...**  
With just the touch of a button.

## Want softcopy?



**Push!**  
**Memory Button**

**Utilize Data through a Memory Card**

### Download Data Easily to a Memory Card - No Need for a PC

Simply press the MEMORY button on the board's control panel to download whatever is written on the board page to a memory card (CompactFlash card). Press the button each time you finish a board page, and everything is stored as image data in a memory card. Enjoy a stress-free meeting—it is no longer necessary to connect and start a PC using cables.



A board page generally converts to about 200 KB of image data. Using a 32 MB CompactFlash card, you can record and store approximately 160 board pages per card.

### Download to a PC Easily

Simply insert the card into a PC card slot, USB card reader, PC card adapter, or similar device to download the data to a PC. Once the data is downloaded, it can be processed in a number of ways.



### Instant PC Viewing, Easy Emailing

The image data is stored in PNG format, an international standard. Since this is compatible with the leading web browsers\*, it is possible to view the images without any special applications. Furthermore, by sending the data as an attached file to email, it can be shared easily with all meeting participants.



\*Internet Explorer 4.0 or later versions; Netscape Navigator 4.04 or later versions

### Editing and Processing, Too

Using Microsoft Office applications (Word, Excel, PowerPoint), data can be further edited. Information can be processed using other image editing programs, as well. And because the PNG format can be used as-is with HTML, the data can be easily displayed on intranet.



**NEW**  
**COPYBOARDS**

# ries

Memory Card Function  
Paperless Age

## Softcopy or Hardcopy

output information using either  
can be shared with the simple



**Want softcopy?  
Use the memory card.**  
Store information without connecting to a PC, and attach to email with ease.



### Recommended Configurations

**Stand-mount with printer**  
(\*Inkjet printer and stand are optional)  
Features both a memory card slot and a four-color printer, and mounts on a stand with casters for easy mobility.



Standard panel type **M-10S**



Wide panel type with a large writing space **M-10W**

### Other Configurations

Customized configurations are available for additional flexibility, such as the mobile T-shape stand or the wall-mount type. Choose the configuration that best fits your conference room and budget.

Choice of standard and wide writing panel size is available for all configurations.

Some models require construction work for installation.



**Wall-mount with printer**  
(\*Ink jet printer is optional)  
This type is installed on the wall and features both a memory card slot and four-color printer.



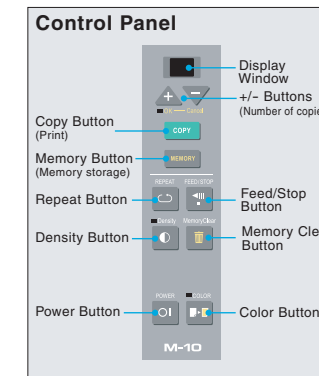
**Wall-mount without printer**  
Offers a memory card slot, and mounts conveniently on the wall to save space.



**Stand-mount without printer**  
(\*Stand is optional)  
Offers a memory card slot, and mounts on a stand with casters for easy mobility.

		M-10S Standard	M-10W Wide
BOARD	Panel Size	36" (H) x 51" (W) / 920mm (H) x 1300mm (W)	36" (H) x 71" (W) / 920mm (H) x 1800mm (W)
	Readable Area	33" (H) x 49" (W) / 850mm (H) x 1240mm (W)	33" (H) x 69" (W) / 850mm (H) x 1740mm (W)
	Number of Panels	2	
	Panel Driving Method	Lateral Direction Screen Drive	
	Grid	2 x 2" / 50 x 50 mm	
	Reading Method	CCD Optical Sensor	
PRINT	Print Method	Inkjet (HP PCL Level 3 Compatible)	
	Paper	Letter-Size Plain Paper	
	Colors	4-color (Black, Red, Blue, Green) or Black	
	Interface	USB 1.1 Compliant	
MEMORY	Card Type	CompactFlash Memory Card (CF Card) TYPE I, TYPE II	
	File Format	PNG	
CONTROL PANEL	Switches		Power
			+ / -
			Copy
			Memory
			Repeat
			Feed/Stop
			Density
			Memory Clear
			Color
			Color
			Density
			Clear OK
			Counter Display
OPERATING CONDITIONS	Power Source	100V, 110V, 120V, 220V-240V	
	SIZE	Dimensions (with Stand)	58" (W) x 24" (D) x 78" max (H)
		1470mm (W) x 600mm (D) x 1970mm max (H)	1970mm (W) x 600mm (D) x 1970mm max (H)
	Weight (without Printer)	79 lb / 36 kg	88 lb / 40 kg
	Installation	Stand / Wall-Mount	
STANDARD ATTACHMENTS		Power Cable, USB Cable (Printer), Markers (Black, Red, Blue, Green), Eraser Wall mounting hooks and screws, Operation Manual, Set-up Manual, Paper (10 Sheets)	

Specifications are subject to change without notice. ©2003, PLUS Vision Corp.



- \*1: Printer not included. Printer must be purchased separately.
- \*2: A CompactFlash Memory Card is optional.
- \*3: The PNG format is supported by Microsoft Internet Explorer 4.0 and up, and by Netscape Navigator 4.04 and up.
- \*4: Up to 20 prints.
- \*5: Depends on sales area.
- \*6: The height is adjustable at 70", 74", and 78".


# PLUS M Se

The World's First Copyboards with  
Leading-Edge Copyboards for the

## Your Decision

These revolutionary copyboards let you  
a memory card or a printer. Information  
touch of a button.

**Want hardcopy?  
Use the four-color printer.**  
Easy to read, easy to understand.  
Print four-color hardcopy on the spot using plain paper.



205 Westwood Ave, Long Branch, NJ 07740  
Phone: 866-94 BOARDS (26273) / (732)-222-1511  
Fax: (732)-222-7088 | E-mail: sales@touchboards.com

### PLUS Vision Corp.

9610 SW Sunshine Court  
Suite 800  
Beaverton, OR 97005  
866-427-8855 • 503-748-8855  
www.plus-america.com