

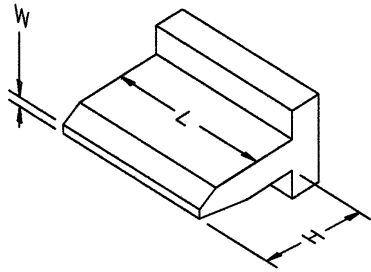
WELLER® MT1500 SOLDERING TIP NUMBERS AND DESCRIPTIONS

NOTE: TIP HEATERS ARE BURNED IN BEFORE SHIPMENT, SOME DISCOLORATION AROUND HEATER IS NORMAL

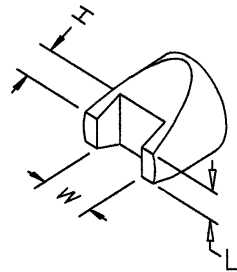
TIP NO. DESCRIPTION	TIP SHAPE	TIP NO. DESCRIPTION	TIP SHAPE	TIP NO. DESCRIPTION	TIP SHAPE
MT200 Series Tips Heater Diameter And Reach		MT600 Series Tips Heater Diameter And Reach		MT609 Conical .023\"D x .600\"L (0.58mm D x 15.24mm L)	
MT202 Conical .030\"D x 1.0\"L (0.76mm D x 25.4mm L)		MT601 Screwdriver .070\"W x .385\"L x .023\"T (1.78mm W x 9.78mm L x 0.58mm T)		MT610 Screwdriver .200\"W x .350\"L x .030\"T (5.08mm W x 8.89mm L x 0.76mm T)	
MT203 Conical, Mil-Spec. .030\"D x 1.0\"L (0.76mm D x 25.4mm L)		MT602 Screwdriver .100\"W x .390\"L x .030\"T (2.54mm W x 9.91mm L x 0.76mm T)		MT611 Chisel .060\"W x .610\"L x .010\"T (1.52mm W x 15.49mm L x 0.25mm T)	
MT204 Conical, Non-Wetting .030\"D x 1.0\"L (0.76mm D x 25.4mm L)		MT603 Conical Bent .020\"D x .600\"L (0.51mm D x 15.24mm L)		MT612 Conical Bent .050\"D x .880\"L (1.27mm D x 22.35mm L)	
MT211 Screwdriver .045\"W x 1.0\"L x .010\"T (1.14mmWx25.4mmLx0.25mmT)		MT604 Screwdriver .060\"W x .390\"L x .025\"T (1.52mm W x 9.91mm L x 0.64mm T)		MT613 Conical .020\"D x .520\"L (0.51mm D x 13.21mm L)	
MT212 Screwdriver, Non-Wetting .045\"W x 1.0\"L x .004\"T (1.14mmWx25.4mmLx0.10mmT)		MT605 Conical Bent .016\"D x .560\"L (0.41mm D x 14.22mm L)		MT614 Chisel .100\"W x .190\"L x .015\"T (2.54mm W x 4.83mm L x 0.31mm T)	
MT220 Calibration, Conical .030\"D x 1.0\"L (0.76mm D x 25.4mm L)		MT606 Conical .016\"D x .530\"L (4.06mm D x 13.46mm L)		MT615 Conical .030\"D x .390\"L (0.96mm D x 9.91mm L)	
MT221 Screwdriver .031\"W x 1.0\"L x .010\"T (0.79mmWx25.4mmLx0.25mmT)		MT607 Bevel .020\"D x .530\"L x .010\"T (0.51mm D x 13.46mm L x 0.25mm T)		MT616 Bevel .032\"D x .560\"L x .016\"T (0.81mm D x 14.22mm L x 0.41mm T)	
MT300 Series Tips Heater Diameter And Reach		MT608 Bevel .040\"D x .560\"L x .020\"T (1.02mm D x 14.22mm L x 0.51mm T)		MT620 Calibration Screwdriver .070\"W x .385\"L x .023\"T (1.78mm W x 9.78mm L x 0.58mm T)	
MT301 Screwdriver .047\"W x .200\"L x .015\"T (1.19mm W x 5.1mm L x 0.38mm T)					
MT302 Conical .015\"W x .200\"L (0.38mm W x 5.08mm L)					
MT303 Conical, Bent .015\"D x .200\"L (0.38mmD x 5.08mmL)					
MT320 Calibration, Screwdriver .047\"W x .200\"L x .015\"T (1.19mm W x 5.08mm L x 0.38mm T)					

WELLER® MT1500 SMD TIP NUMBERS AND DESCRIPTIONS

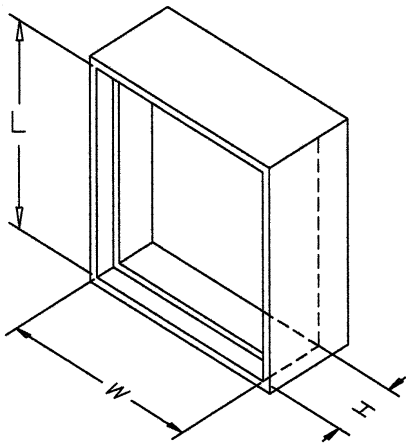
NOTE: TIP HEATERS ARE BURNED IN BEFORE SHIPMENT, SOME DISCOLORATION AROUND HEATER IS NORMAL



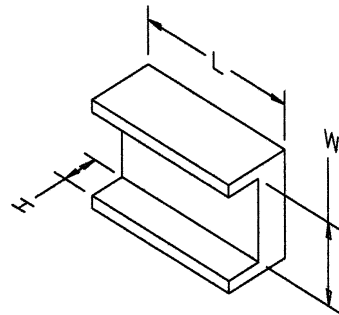
STYLE 1



STYLE 2



STYLE 3



STYLE 4

PART NO.	STYLE NO.	L INCHES MM	W INCHES MM	H INCHES MM
MT617	1	.410 / 10.414	.022 / .559	.280 / 7.112
MT618	2	.070 / 1.778	.135 / 3.429	.070 / 1.778
MT619	4	.410 / 10.414	.200 / 5.08	.090 / 2.286
MT621	4	.180 / 4.572	.200 / 5.08	.090 / 2.286
MT622	2	.060 / 1.524	.090 / 2.286	.070 / 1.778
MT623	4	.450 / 11.43	.270 / 6.858	.090 / 2.286
MT624	2	.100 / 2.540	.068 / 1.727	.055 / 1.397
MT625	2	.090 / 2.286	.190 / 4.826	.070 / 1.778
MT626	2	.105 / 2.667	.303 / 7.696	.150 / 3.81
MT1201	3	.500 / 12.7	.500 / 12.7	.150 / 3.81
MT1202	3	.410 / 10.414	.410 / 10.414	.150 / 3.81
MT1203F	3	.682 / 17.323	.682 / 17.323	.235 / 5.969
MT1204	3	.600 / 15.24	.500 / 12.7	.150 / 3.81
MT1205	1	.820 / 20.828	.022 / .559	.280 / 7.112
MT1206	1	.620 / 15.748	.022 / .559	.280 / 7.112
MT1207	4	.520 / 13.208	.375 / 9.525	.125 / 3.175
MT1208F	3	.965 / 24.511	.965 / 24.511	.235 / 5.969
MT1209	4	.740 / 18.796	.355 / 9.017	.125 / 3.175
MT1210	4	.720 / 18.288	.375 / 9.525	.125 / 3.175
MT1211	4	.620 / 15.748	.375 / 9.525	.125 / 3.175
MT1212	3	.540 / 13.716	.340 / 8.636	.150 / 3.81
MT1213	3	.915 / 23.241	.680 / 17.272	.150 / 3.81
MT1214F	3	1.165 / 29.591	1.165 / 29.591	.235 / 5.969