

## Limited Warranty

Williams Sound products are engineered, designed and manufactured under carefully controlled conditions to provide you with many years of reliable service. Williams Sound warrants the CHG 3512 Multiple Battery Charger against defects in materials and workmanship for ONE (1) year. During the first year from the purchase date, we will promptly repair or replace the CHG 3512 Charger.

Microphones, earphones, headphones, batteries, cables, carry cases, and most other accessory products carry a 90-day warranty.

WILLIAMS SOUND HAS NO CONTROL OVER THE CONDITIONS UNDER WHICH THIS PRODUCT IS USED. WILLIAMS SOUND, THEREFORE, DISCLAIMS ALL WARRANTIES NOT SET FORTH ABOVE, BOTH EXPRESS AND IMPLIED, WITH RESPECT TO THE CHG 3512 MULTIPLE BATTERY CHARGER, INCLUDING BUT NOT LIMITED TO, ANY IMPLIED WARRANTY OF MERCHANTABILITY OR FITNESS FOR A PARTICULAR PURPOSE. WILLIAMS SOUND SHALL NOT BE LIABLE TO ANY PERSON OR ENTITY FOR ANY MEDICAL EXPENSES OR ANY DIRECT, INCIDENTAL OR CONSEQUENTIAL DAMAGES CAUSED BY ANY USE, DEFECT, FAILURE OR MALFUNCTION OF THE PRODUCT, WHETHER A CLAIM FOR SUCH DAMAGES IS BASED UPON WARRANTY, CONTRACT, TORT OR OTHERWISE. THE SOLE REMEDY FOR ANY DEFECT, FAILURE OR MALFUNCTION OF THE PRODUCT IS REPLACEMENT OF THE PRODUCT. NO PERSON HAS ANY AUTHORITY TO BIND WILLIAMS SOUND TO ANY REPRESENTATION OR WARRANTY WITH RESPECT TO THE CHG 3512 MULTIPLE BATTERY CHARGER. UNAUTHORIZED REPAIRS OR MODIFICATIONS WILL VOID THE WARRANTY.

The exclusions and limitations set out above are not intended to, and should not be construed so as to contravene mandatory provisions of applicable law. If any part or term of this Disclaimer of Warranty is held to be illegal, unenforceable or in conflict with applicable law by a court of competent jurisdiction, the validity of the remaining portions of this Disclaimer of Warranty shall not be affected, and all rights and obligations shall be construed and enforced as if this Limited Warranty did not contain the particular part or term held to be invalid.

Your warranty becomes effective the date you purchase your system. Your returned warranty card is our way of knowing when your warranty begins. Please take a moment to fill it out and mail the enclosed card. You may also register your product online:

<http://www.williamssound.com/Warranty-registration>

This information will help us serve you better in the future. Thank you!

If you experience difficulty with your system, call Toll-Free for Customer Assistance:

**1-800-843-3544 (U.S.A.) or 1-952-943-2252 (Outside the U.S.A.)**

If it is necessary to return the system for service, your Customer Service Representative will give you a Return Authorization Number (RA) and shipping instructions.

Pack the system carefully and send it to:

**Williams Sound**  
**Attn: Repair Dept.**  
**10300 Valley View Road**  
**Eden Prairie, MN 55344**

**Touchboards**  
205 Westwood Ave, Long Branch, NJ 07740  
Phone: 866-94 BOARDS (26273) / (732)-222-1511  
Fax: (732)-222-7088 | E-mail: [sales@touchboards.com](mailto:sales@touchboards.com)

**WILLIAMS SOUND®**

# CHG 3512, CHG 3512 PRO

## Multiple-Unit Battery Charger

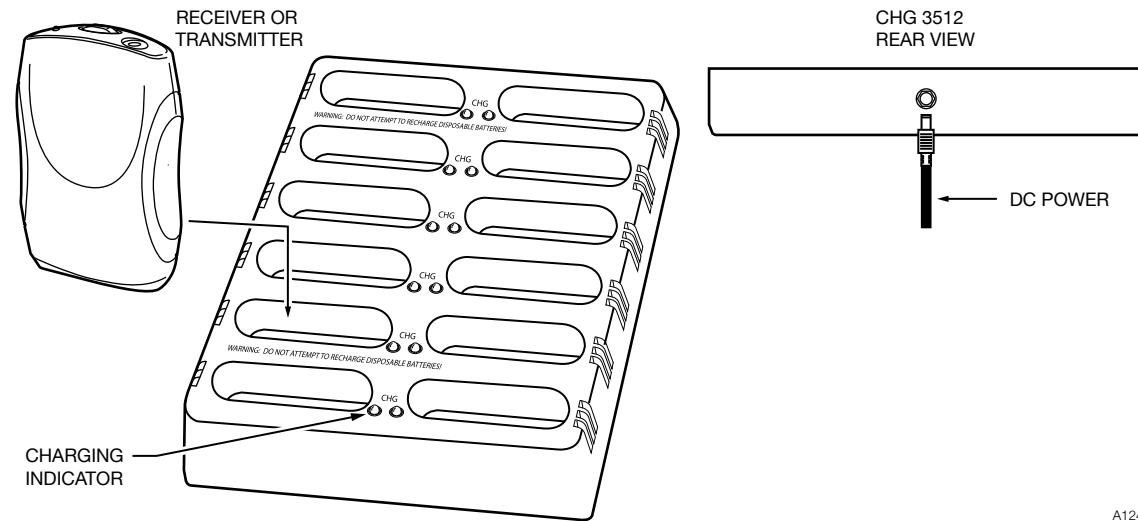
### MANUAL AND USER GUIDE

CHG 3512: Charger  
CHG 3512 PRO: Charger in case  
Receiver Models PPA R37, PPA R35-8, WIR RX22-4, R863,  
Transmitter Models T36 and T863.



## CHG 3512 Multiple Battery Charger

Figure 1:



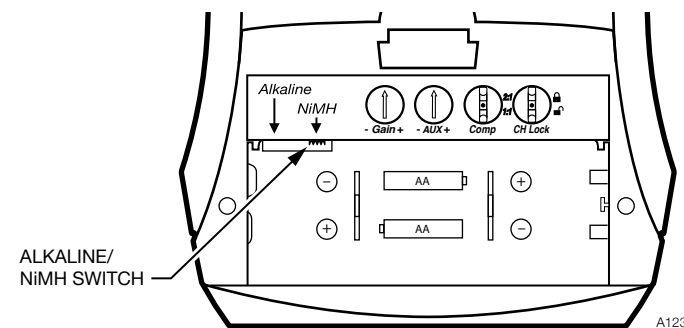
A124

**WARNING: DO NOT ATTEMPT TO CHARGE NON-RECHARGEABLE BATTERIES! Non-rechargeable batteries, such as alkaline and carbon zinc, may heat up and burst, causing possible injury and damage to the equipment.**

Before inserting the RECEIVER OR TRANSMITTER into the charger, be sure each unit has rechargeable NiMH batteries installed. Check that the Alkaline/NiMH battery switch in the battery compartment of the receiver/transmitter is set to NiMH (Figure 2).

**MODEL CHG 3512 PRO: DO NOT CLOSE THE CASE WHILE THE RECEIVER OR TRANSMITTER UNITS ARE CHARGING! THE CASE MUST REMAIN OPEN TO ENSURE PROPER VENTILATION WHILE CHARGING.**

Figure 2:



A123

## Instructions:

1. Plug the TFP 037 power supply into the AC wall outlet. Plug the power connector into the rear of the CHG 3512 unit (figure 1). The CHG 3512 will power on and run a self-test for 20 seconds, stepping through each bay lighting each LED indicator.

2. Insert the receiver or transmitter into the charging slot as illustrated in figure 1 above. The unit(s) must be placed in the charger facing forward to make contact with charger contacts. A red LED indicator will illuminate when charging has started (figure 1). The red LED will blink slowly when the batteries are fully charged (indicates the charger is in maintain charge mode).

If the red LED indicator blinks at a fast rate (4 times per second), the batteries in that bay are very low, or a bad cell is present. The CHG 3512 will attempt to condition the batteries to bring them up to a safe charging level. If successful, the LED indicator will change from a fast blinking LED to a steady on, and the normal 16 hour charge time will begin. If unsuccessful, and the charging LED indicator light continues to fast blink after 3 hours, one or both batteries in that bay are bad, and need to be replaced.

- You may charge up to 12 receiver units per CHG 3512 charger.
- It will take approximately 16 hours to fully charge the batteries.

**Note: It is safe to leave the receiver/transmitter units in the charger, even after the batteries are fully charged. The charger will switch to pulse/maintain mode to maintain full battery potential.**

## Troubleshooting

### If no LED's light up:

- Check that the power supply is plugged into the AC outlet.
- Check that the Alkaline/NiMH battery switch in the battery compartment of the receiver/transmitter is set to NiMH.
- Be sure the receiver/transmitter is facing forward in the charger (see figure 1).

## CHG 3512 Multiple Battery Charger Specifications

CHG 3512 (charger only)	
Size:	9.5"L x 7.4"W x 1.7"H (24.1 cm L x 18.8 cm W x 4.3 cm H)
Weight:	1.2 lbs (.54 kg), excluding power supply
Color:	Black ABS
Power Supply Input:	90 - 240 VAC input
Power Supply:	TFP 037 Switching AC adapter, 5 VDC - 4A output
Charging Rate:	16 Hour Charge: 140 mA Pulse/Maintain: 140 mA
Charging Time:	16 hours nominal*
Unit Capacity:	12 Units
Indicators:	Individual Charging Indicators: Red LEDs. LEDs blink slowly when charging is complete
Warranty:	1 year (cables and power supply warranted for 90 days)
Approvals:	CE, WEEE, RoHS

CHG 3512 PRO (with case)	
Size:	18"L x 14"W x 6.75"H (45.7 cm L x 35.5 cm W x 17.1 cm H)
Weight:	10 lbs (4.53 kg)

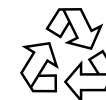
\*Charging specifications are based on Williams Sound rechargeable NiMH battery, BAT 026.

**New batteries have various charge conditions, therefore, some batteries may take more or less time to fully charge. Charging batteries generates heat. The receivers, transmitters, charger, and power supply will feel warm when charging. Do not charge batteries in a closed enclosure, such as a carry case or brief case. To ensure full battery charging, turn off the receiver/transmitter units when recharging the batteries.**

**Specifications subject to change without notice.**

## Recycling Instructions

Help Williams Sound protect the environment! Please take the time to dispose of your equipment properly.



### Product Recycling for Customers in the European Union:

Please do NOT dispose of your Williams Sound equipment in the household trash. Please take the equipment to an electronics recycling center; OR, return the product to the factory for proper disposal.



### Battery Recycling for Customers in the European Union:

Please do NOT dispose of used batteries in the household trash. Please take the batteries to a retail or community collection point for recycling.