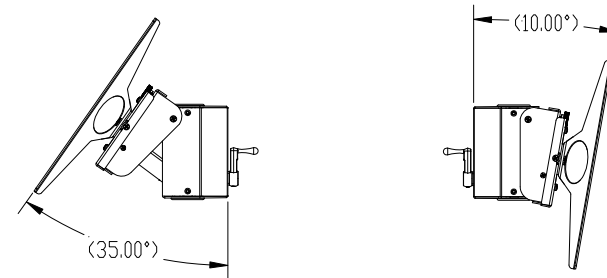
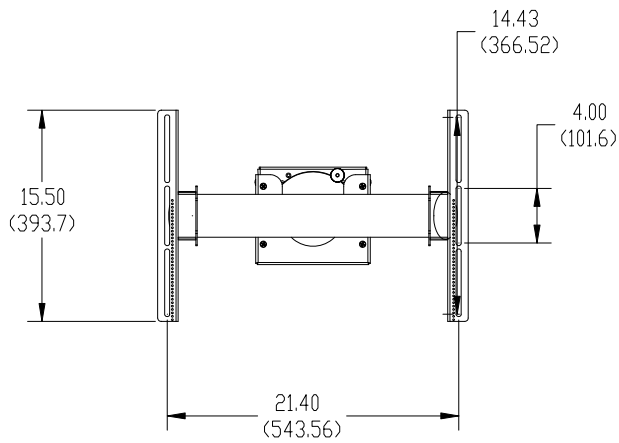
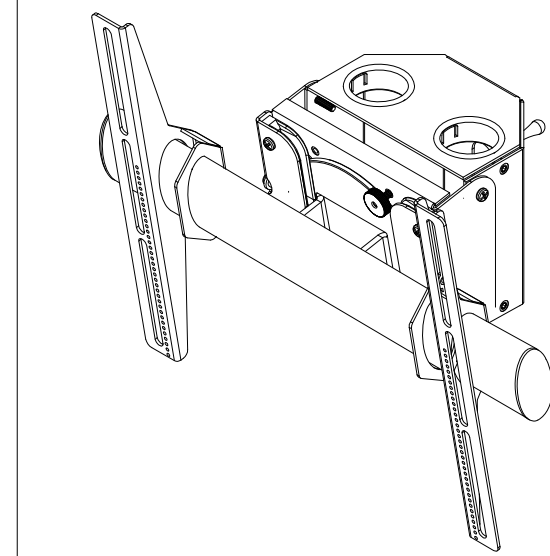
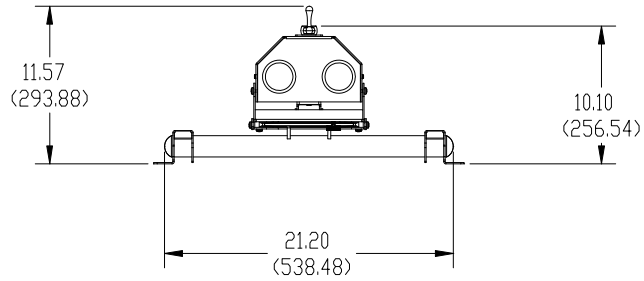


THE INFORMATION CONTAINED IN THIS DRAWING IS THE SOLE PROPERTY OF PREMIER MOUNT DIVISION OF PMPI > ANY REPRODUCTION IN PART OR WHOLE WITHOUT THE WRITTEN PERMISSION OF PREMIER MOUNT DIVISION OR PMPI > IS PROHIBITED.

REVISIONS			
REV.	DESCRIPTION	DATE	APPROVED



Architectural Specifications

The wall mount will be a Premier Mounts RTM-S, or equivalent, and can be used to mount plasma/LCD displays from a variety of dual pole platforms. It will be made of cold-rolled steel. It will feature 360° orientation with locking capability. The display will be supported using dedicated griplates and washers. It will be UL listed and approved. Assembly and installation will be performed according to the instructions provided by the manufacturer.

Surface Types - Wood or Concrete

Weight Capacity - 300lbs.

Dimensions - 21.20" (W) x 14.43" (H) x 10.10" (D); Brackets - 15.50" (H)

Attachment - Griplates™ and Washers