

SPECIFICATIONS

MEASURED PARAMETERS

(4) Differential Voltage: 512 s/c, 16 bit resolution
 0-1000Vrms, AC/DC, ±0.1 % reading, <40V ±0.5%FS
 IEC 61000-4-30 Class A: 60-1000Vrms, ±0.1 % of U_{din}, range of 10%-150% of U_{din}
 Transients: 0-1414Vpk, ±0.2 % of U_{din}
 (4) Current: 512 s/c, 16 bit resolution
 Range probe dep., AC/DC, +/- 0.1% reading +/- 0.05% FS
Frequency:
 16-25Hz, 42.5-69Hz, +/- 0.01Hz

CALCULATED PARAMETERS

Power/Energy - 1 Second sampling

Real Power (W) - P: meets 0.2S requirements, range probe dep.
 Apparent Power (VA) - S: meets 0.2S requirements, range probe dep.
 Reactive Power (var) - Q: meets 0.2S requirements, range probe dep.
 Power Factor (W/VA) - "true" -1 to 0 to +1
 Displacement PF -1 to 0 to +1
 Demand (in W): meets 0.2S requirements, range probe dep.
 Energy (in Wh): meets 0.2S requirements, range probe dep.

Distortion - 200ms, 3 sec, 10 min windows

V_{thd}: 0-100%, +/- 5% for V_s ≥ 10% V_{nom},
 V Ind Harm: DC, 2-127, +/- 5% for V_s ≥ 10% V_{nom}
 I_{thd}: 0-100%, +/- 5% for I_s ≥ 10% I_{nom},
 I Ind Harm: DC, 2-63, +/- 5% for I_s ≥ 10% I_{nom}

Misc.

Pst - 10 minutes: 0.2-10, +/- 0.05 @ Pst=1
 Plt - 2 hours: 0.2-10, +/- 0.05 @ Pst=1

EASE OF USE FEATURES

Automatic Setups
 Pre-programmed monitoring modes
 Dashboards - PQ, Demand & Energy
 Simultaneous PQ, Demand & Energy Monitoring
 Mini Report

STANDARDS COMPLIANCE

Power Quality

IEC 61000-4-30 Class A: Edition 2 (2008)
 IEEE 1159: 2009

STANDARDS COMPLIANCE (continued)

Power

IEEE 1459: 2000

Harmonics

IEC 61000-4-7 Class 1: Edition 2 (2008)
 IEEE 519: 2014

Voltage Flicker

IEC 61000-4-15: Edition 2 (2010)
 IEEE 1453: 2011

Compliance/Testing

EN 50160: 2010

GENERAL SPECIFICATIONS

Dranetz HDPQ Visa

Size: (10" w x 8" h x 2.75" d), (25.4cm x 20.3cm x 7.00cm)
 Weight: 4.2lbs, 2kg
 Operating temperature: 0 to 50 deg C (32 to 122 deg F)
 Storage temperature: -20 to 55 deg C (-4 to 131 deg F)
 Humidity: 10-90% non condensing
 3 hours run time on full charge, 3 hours charge time
 AC Power: 90-264(max) 50/60Hz
 Display: 7" WVGA color graphic, Icon based touch LCD, LED Backlit (Visa only)

Dranetz HDPQ Visa SP - IP65 Enclosure

Size: (11" w x 6.5" h x 2.5" d), (27.9cm x 16.5cm x 6.4cm)
 Weight: 3.2lbs, 1.45kg
 Operating temperature: -10 to 50 deg C (14 to 122 deg F)
 Storage temperature: -40 to 85 deg C (-40 to 185 deg F)
 Humidity: 10-90% non condensing
 30 minutes run time on full charge, 3 hours charge time
 AC/DC Power: 90-600V AC / 500 DC Max CAT IV, 50/60Hz 30W Max

Clock accuracy and resolution

Internal: +/- 1 sec/day at 25deg C
 NTP: +/-10 msec
 GPS: +/-1 msec

Memory size: 4GB

Languages: English, German, Spanish, French, Italian, Swedish, Finnish, Polish, Chinese (traditional and simplified), Thai, Korean

COMMUNICATIONS

Ethernet
 USB On The Go (OTG)
 Bluetooth via USB adapter (optional)
 VNC remote control
 Android® & Apple® App



Dranetz HDPQ® Visa SP
IP65 Enclosure - No Display, Phase Powered



Dranetz HDPQ® Visa
7" Color, Touch Display

The Best Value in a PQ & Energy Monitoring Analyzer

Applications

With their advanced PQ, Demand and Energy capabilities, Dranetz HDPQ[®] Visa instruments were designed from the ground up to be your all-in-one power monitoring tools. The HDPQ Visa and Visa SP offer the exact same measurement features, but in different enclosures that can meet the needs of a wide variety of applications and work environments. The HDPQ Visa is a portable instrument with a built in 7", Tablet like LCD display. The same local user interface is also available remotely on a PC, Tablet or Smartphone by using the built in Ethernet communications and Dran-View 7, or a free VNC remote control App. The HDPQ Visa SP offers the same measurement capabilities and communications, but is housed in an IP65 enclosure without the LCD display and can be powered from the circuit being measured. The IP65 enclosure of the HDPQ Visa SP greatly expands the applications into outdoor and harsh environments, along with those where an LCD display is undesirable.

Whether your application requires power quality monitoring, demand/energy monitoring, or both, HDPQ Visa's powerful feature set provides you the tools needed to get the job done. HDPQ Visa is perfect for applications such as PQ surveys, fault recording, inrush, motor testing, harmonic analysis, demand/energy/load studies, and much more.

Advanced PQ Capabilities

Dranetz products have a long standing tradition of having state of the art PQ monitoring capabilities and HDPQ Visa instruments are no exception. The HDPQ Visa family simultaneously digitizes both voltage and current at 512 samples per cycle, so it meets and exceeds the most stringent industry monitoring standards, including:

- Power Quality - IEC 61000-4-30 Class A, IEEE 1159**
- Harmonics - IEC 61000-4-7, IEEE 519, Trending to 3 seconds**
- Voltage Flicker - IEC 61000-4-15, IEEE 1453 -Including Pinst**

Transient Capture

The HDPQ Visa instruments go well beyond the requirements of the PQ standards by including transient capture capabilities for voltage and current, such as: transients to 32 microseconds, peak sample transients, and advanced waveshape change transients that can identify changes from cycle to cycle.



The Best Value in PQ & Energy Monitoring

The Dranetz HDPQ[®] Visa is the best value in Power Quality and Energy monitoring – hands down!


The Dranetz HDPQ[®] Visa SP offers the same great value, but in a hardened IP65 enclosure and is powered from the phase!

- V & I Connections**
- 1000V CAT III (600V CAT IV)
 - AC/DC Differential Voltage & Current Inputs
 - DRANFLEX CT's powered by the instrument

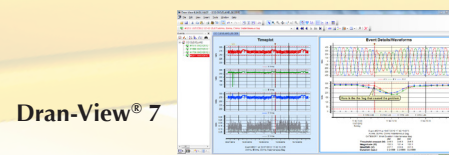


Dranetz HDPQ Visa SP
IP65 Enclosure - No Display,
Phase Powered

Dranetz HDPQ Visa
Portable with 7" Display

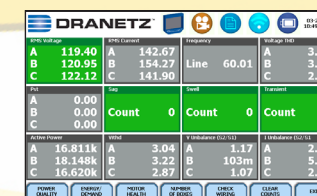
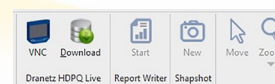


Phase Power on SP Models Only

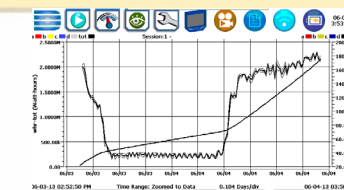


Dran-View[®] 7

Dranetz HDPQ Live VNC & Download



Dashboard Display



Demand & Energy Trend

Easy to Use Intuitive User Interface

With their innovative packaging and 7" wide screen color touch display, the Dranetz HDPQ family of instruments are the most powerful and easiest to use power monitoring instruments available. Like your tablet computer, simply use your finger or stylus to easily navigate the intuitive, icon-based user interface. The same user interface is also available remotely on a PC, Tablet or Smartphone by using Dran-View 7 or a VNC App. Setting up HDPQ Visa instruments is made easy with automatic setups that detect the circuit type, voltage, etc. and configure the instrument in seconds with typical industry settings. For customized setups, use the manual Wizard mode that guides you step-by-step through each setup. During monitoring, real-time measurements can be viewed in many ways, including a color-coded reporting Dashboard, and meter/scope/phasor/harmonics displays. Recorded data can be viewed over time by using the timeline and event list displays, and also by using compliance reports, such as EN 50160.

Reporting & Analysis

The **Dranetz HDPQ Dashboard** takes the guess work out of knowing what the instrument has recorded. The Dashboard is a color coded alarm panel with boxes that represent different event types (Sags, Swells, Transients, THD, etc.). Each box shows the real time metered values for the event type, and is color coded to indicate if events of that type have been recorded.

Dran-View[®] 7 is our industry leading Windows-based software program that enables power professionals to simply and quickly visualize and analyze power monitoring data. Dran-View enhances the Dranetz HDPQ Visa instruments with its VNC remote control, downloading, and advanced analytical capabilities. It is successfully used by thousands of customers around the world, and has become the industry leading power management software tool. Dran-View is easy to use, yet adds tremendous value and power to our Dranetz HDPQ family of instruments. Of course Dran-View can trend and list data recorded by the instrument, but it also includes a built in report writer, allows you to embed pictures, provides mathematical analysis tools, and even includes a rescue kit to help correct connection mistakes.

Demand & Energy Surveys

Managing energy and reducing related expenses is always of paramount importance, and in many cases is a corporate mandate. In addition to industry-best power quality monitoring capabilities, all of the Dranetz HDPQ family of products also have extensive demand and energy monitoring capabilities for both long and short duration surveys. Unlike other lesser capable instruments, there's more than enough horsepower to perform complete PQ and energy surveys simultaneously – it's your choice to survey for PQ, Energy, or both. Seeing results is easy when using the energy and demand Dashboard reports that display real time and accumulated readings in a color-coded reporting format. There's also a billing report that includes your energy rates, including time of use. You can also upload your data to our Dran-View 7 software for viewing, reporting, and printing on a PC.

Safe Remote Accessibility via Dran-View[®] 7, Apps and VNC

DON'T RISK YOUR SAFETY! Dranetz HDPQ Visa instruments come with a standard Ethernet port, and optional USB Bluetooth communications that allows you to easily comply with today's arc flash and other safety standards. Simply install your HDPQ Visa or Visa SP, close the cabinet door, and use your Tablet, Smartphone, PC, or MAC computer to remotely control monitoring and review data. **Fully control your instrument remotely**, and see exactly what's on the local 7" display (Visa only) by using Dran-View 7 or a free VNC App for PC, MAC, Apple and Android devices. Or, you can also use the **Dranetz HDPQ App** for Apple and Android devices to remotely view a real time dashboard, scope mode, or remotely configure the instrument using automatic setups. For local access, there's also a built-in USB port to copy data to a USB drive or directly to your computer using a Plug-N-Play connection.

