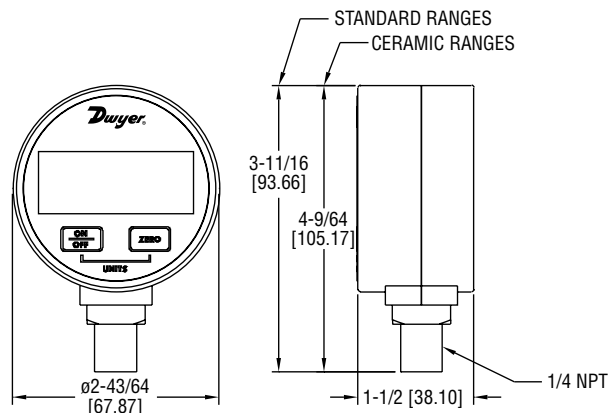




Series DPGA & DPGW Digital Pressure Gages

Specifications - Installation and Operating Instructions



The **SERIES DPGA & DPGW** Digital Pressure Gages have a precise $\pm 1.0\%$ full scale accuracy. The 4 digit digital display will reduce the potential for errors in readings by eliminating parallax error commonly produced with analog gages.

The DPGA & DPGW are packaged in an ABS plastic case. The unit is battery powered and has an auto-shut off to conserve battery life. A two button key pad allows easy access to features without the need to work through complex menus. These features include, auto zero and conversion of the pressure units. Readings may be converted to various engineering units. See reverse page for available units.

OPERATING INSTRUCTIONS

For complete instructions on the two button operation see the flow chart provided on back.

On/Off: Press ON/OFF to toggle on and off. Device will automatically shut off after 20 minutes if not used.

Zero: Zeros the display - Push & hold for 2 seconds to zero the display. If after pressing zero the display does not re-zero, the unit is no longer meeting specified accuracy and should be sent back to the factory for calibration. Do not use the zero button when pressure is applied.

Units: To change units, press both On/Off and Zero buttons simultaneously.

Overpressure Indicator: The LCD will flash "OFL", if the pressure applied is over 105% F.S.

INSTALLATION

When installing gage always use 1" hex at the base of the housing to tighten the gage to a mating fitting. Do not apply wrench to housing.

MAINTENANCE

Battery Removal: Remove the screw on backplate. Lift backplate off by hand. To reassemble replace backplate and screw.

Replace batteries per polarity indicators.

A "LOW BAT" descriptor indication will appear on the display when batteries need to be replaced.

SPECIFICATIONS

Service: DPGA: Air and compatible gases; DPGW: Liquids and compatible gases.

Wetted Materials: DPGA: 316L SS, Silicone sensor; DPGW: Type 316L SS;

Ceramic Ranges: Type 316L SS, ceramic, fluoroelastomer.

Housing Materials: ABS plastic.

Accuracy: $\pm 1.0\%$ F.S. (Includes linearity, hysteresis, repeatability).

Pressure Limits: 2X pressure range. Vacuum range max. pressure is 30 psig.

Temperature Limits: 30 to 120°F (-1 to 49°C).

Thermal Effect: 0.05% FS/°F.

Size: 2.62" O.D. x 1.52" deep.

Process Connections: 1/4" male NPT.

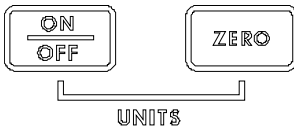
Display: 4-digit LCD (.425" H x .234" W digits).

Power Requirements: 9 volt alkaline battery. Battery included but not connected.

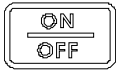
Auto Shut-off: 20 minute auto shut-off.

Weight: 5.6 oz (160 g).

DPGA & DPGW BUTTON OPERATION



To Turn On & Off:



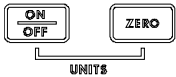
Press to turn unit on.
Press again to turn unit off.



To Zero Display:



To zero display, disconnect gage from any pressure source. Press and hold zero button until the LCD displays "--", then release.

To Change Units:



To change units, disconnect gage from any pressure source. Press both  &  buttons simultaneously until desired units are displayed.

DPGA MODELS

Model	Range	Pressure Ranges											Resolution
		psi	kg/cm ²	bar	in Hg	ft wc	kPa	oz/in ²	in wc	mbar	cm wc	mm Hg	psi
DPGA-00	30" Hg to 0 (vac)	-14.70	-1.033	-1.013	-29.93	-33.94	-101.4	-235.2	-407.3	-1013	-1034	-761	0.01
DPGA-01	0 to 20 in w.c.	0.722	.0508	.0498	1.471	1.667	4.980	11.55	20.00	49.80	50.8	37.37	0.001
DPGA-02	0 to 1 psi	1.000	.0703	.0689	2.036	2.307	6.89	16.00	27.68	68.9	70.3	51.7	0.001
DPGA-03	0 to 2 psi	2.000	.1406	.1379	4.072	4.614	13.79	32.00	55.4	137.9	140.6	103.4	0.001
DPGA-04	0 to 5 psi	5.000	.3515	.3447	10.18	11.53	34.47	80.0	138.4	344.7	351.5	258.6	0.002
DPGA-05	0 to 15 psi	15.00	1.055	1.034	30.54	34.60	103.4	240.0	415.2	1034	1055	776	0.01
DPGA-06	0 to 30 psi	30.00	2.109	2.068	61.1	69.2	206.8	480.0	830	2068	2109	1551	0.01
DPGA-07	0 to 50 psi	50.00	3.515	3.447	101.8	115.3	344.7	800	1384	3447	3515	2586	0.02
DPGA-08	0 to 100 psi	100.0	7.03	6.89	203.6	230.7	689	1600	2768				0.1
DPGA-09	0 to 200 psi	200.0	14.06	13.79	407.2	461.3	1379	3200					0.1
DPGA-10	0 to 300 psi	300.0	21.09	20.68	611	692	2068	4800					0.1
DPGA-11	0 to 500 psi	500.0	35.15	34.47	1018	1153	3447						0.2

DPGW MODELS

Model	Range	Pressure Ranges											Resolution
		psi	kg/cm ²	bar	in Hg	ft wc	kPa	oz/in ²	in wc	mbar	cm wc	mm Hg	psi
DPGW-00	30" Hg to 0 (vac)	-14.70	-1.033	-1.013	-29.93	-33.94	-101.4	-235.2	-407.3	-1013	-1034	-761	0.01
DPGW-00C	30" Hg to 0 (vac)	-14.70	-1.033	-1.013	-29.93	-33.94	-101.4	-235.2	-407.3	-1013	-1034	-761	0.01
DPGW-04	0 to 5 psi	5.000	.3515	.3447	10.18	11.53	34.47	80.0	138.4	344.7	351.5	258.6	0.002
DPGW-05	0 to 15 psi	15.00	1.055	1.034	30.54	34.60	103.4	240.0	415.2	1034	1055	776	0.01
DPGW-06	0 to 30 psi	30.00	2.109	2.068	61.1	69.2	206.8	480.0	830	2068	2109	1551	0.01
DPGW-07	0 to 50 psi	50.00	3.515	3.447	101.8	115.3	344.7	800	1384	3447	3515	2586	0.02
DPGW-08	0 to 100 psi	100.0	7.03	6.89	203.6	230.7	689	1600	2768				0.1
DPGW-09	0 to 200 psi	200.0	14.06	13.79	407.2	461.3	1379	3200					0.1
DPGW-10	0 to 300 psi	300.0	21.09	20.68	611	692	2068	4800					0.1
DPGW-11	0 to 500 psi	500.0	35.15	34.47	1018	1153	3447						0.2

Note: Gages with a "C" in the range have a ceramic sensor.



Call Us 1.877.571.7901