

EL-SIE-1

Temperature USB Data Logger, EasyLog Cloud Compatible



- -18 to +55°C (-0.4 to +131°F) temperature measurement range
- Stores over 1,000,000 readings (As per spec table)
- No software to install - configure using your normal web browser
- Use with a PC or Mac
- Display shows current, maximum and minimum readings
- Status and alarm indicators
- Data can be uploaded to the EasyLog Cloud



Monitor the environment you live and work in with the EasyLog EL-SIE-1. Configuration is simple, with no software to install on your PC or Mac – just connect the logger with a USB cable, and use your standard web browser to configure the device for logging. You don't even need internet access to set up and use the EL-SIE-1, it really couldn't be easier.

The logging interval can be set between 10 seconds and 24 hours, with immediate, delayed, triggered or push-to-start logging. Alarms are fully user configurable, with functionality including cumulative alarms, pre-alarms, a delay before alarm triggering, and an alarm hold option, which continues showing the alarm condition even if the reading returns to an acceptable level.

The display shows current, maximum and minimum readings, and three coloured LEDs indicate device status at a glance.

Once logging is complete, re-connect to your computer and use your browser to view, analyse and save your data. You can also choose to upload your data to an Easy Log Cloud account, making the data accessible online for powerful graphing, analysis and report generation.

Typical battery life is over 1 year using standard AAA alkaline batteries, and a wall mounting bracket is supplied with the device.

SPECIFICATIONS

| | | |
|-----------------------------|--|-------------------------------|
| Temperature | Measurement range | -18 to +55°C (-0.4 to +131°F) |
| | Resolution | 0.01° |
| | Accuracy | ±0.2°C (±0.36°F) typical |
| | Long term stability | <0.03°C (<0.054°F) / year |
| | Measurement units | °C, °F or K |
| Logging rate | 10 seconds to 24 hours, user selectable | |
| Start modes | Immediate, push to start, delayed start, parameter triggered | |
| Memory capacity | Over 1,000,000 total readings | |
| Power source | 2 x AAA 1.5V battery | |
| Battery life | >1 year (at 25°C with 10 minute logging rate) | |
| Dimensions | 93 x 42 x 17 mm (excluding bracket) | |
| Operating temperature range | -18 to +55°C (-0.4 to +131°F) | |
| Environmental rating | IP4X | |

INCLUDED IN THE BOX

| | |
|-----------------------------|---------------------------------|
| BAT 1V5 AAA | 2 x AAA 1.5V alkaline batteries |
| EL-SIE WALL BRACKET | Mounting bracket |
| CABLE USB 3.1 C 0.5M | USB A to USB C Cable |

ACCESSORIES

| | |
|-----------------------------|---------------------------------|
| BAT 1V5 AAA | 2 x AAA 1.5V alkaline batteries |
| CABLE USB 3.1 C 0.5M | USB A to USB C Cable |



CALIBRATION CERTIFICATES AVAILABLE

Lascar offers a Traceable Calibration Certificate Service on Temperature Data Loggers. Using reference equipment which has been calibrated by a UKAS/NIST/CNAS accredited laboratory and using apparatus traceable to national or international standards. For more information please see www.lascarelectronics.com.



EL-SIE-1

Temperature USB Data Logger, EasyLog Cloud Compatible



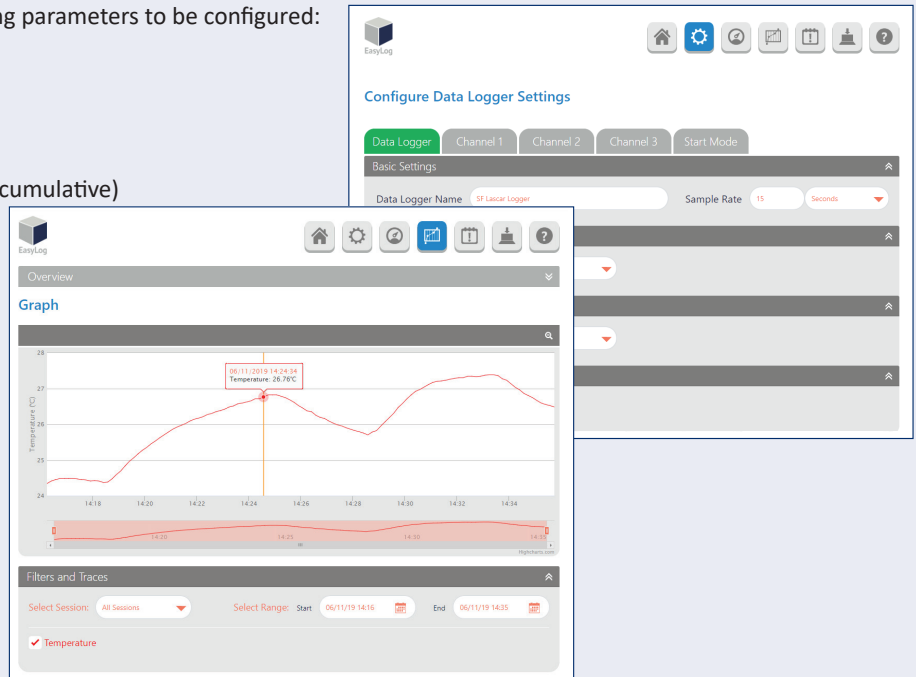
NO SOFTWARE TO INSTALL

All the software needed to configure your EL-SIE-1, and view and analyse the data it logs, is contained within the product itself. Just connect the logger to your PC or Mac with a USB cable, open any web browser and in the address bar type "http://EasyLog.local". No internet connection is needed, and you can save this address in your bookmarks or favourites as normal.

The interface is easy to use and allows the following parameters to be configured:

- Logger and channel names
- Measurement units
- Logging rate and start mode
- Up to 16 separate alarms (high/low/pre-alarm/cumulative) with thresholds, delay and hold
- Display and LED indicator modes

Once the logger is running, you can plug it back into your computer and see the latest data, device status and the event log. You can also choose to stop the logger and change the configuration, or just let it continue logging.



EASYLOG CLOUD DATA STORAGE

Store your data securely, and make it available from any internet-connected PC or mobile device, with EasyLog Cloud. The EL-SIE-1 can upload logged data to the Cloud from your PC or Mac, making sharing and analysis easier than ever. For more information and to set up an account on EasyLog Cloud, visit www.easylogcloud.com.



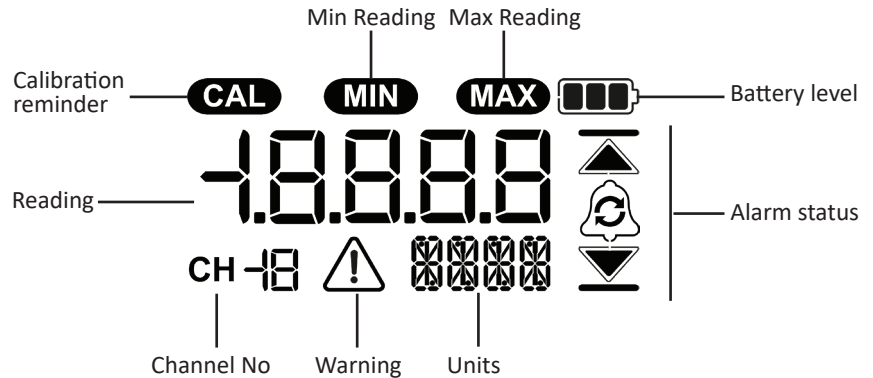
EL-SIE-1

Temperature USB Data Logger, EasyLog Cloud Compatible



DISPLAY STATUS INDICATION

The high-contrast LCD shows current, maximum and minimum readings, as well as alarm and logger status:



| Display | Logger Status | Explanation |
|---------|---------------------|--|
| | USB Connected | The logger is connected via the USB cable |
| | Push to Start | The logger is set up for Push to Start logging, a long press of either button will start logging |
| | Delayed Start | The logger is set up for Delayed Start logging and will automatically start logging at the specified time |
| | Triggered Start | The logger is set up for Triggered Start logging and will start logging as soon as the specified limit (either temperature, humidity or pressure) is reached |
| | Low Battery | The batteries are low and should be changed when possible |
| | Memory Full | The memory is full and logging has stopped |
| | Memory 90% | The memory is 90% full, and data should be downloaded when possible |
| | Calibration Pending | The calibration will expire in < 30 days on the date shown (can be DD/MM/YYYY or MM/DD/YYYY) |
| | Calibration Expired | The calibration has expired on the date shown (can be DD/MM/YYYY or MM/DD/YYYY) |

| Display | Logger Status | Explanation |
|---------|------------------|---|
| | Logger Running | The logger is still logging but can be stopped by a long press of the bottom button |
| | Alarm Triggered | An alarm is currently active on the logger |
| | Cumulative Alarm | A cumulative alarm is active on the channel currently being displayed |
| | High Alarm | A high alarm is active on the channel currently being displayed |
| | Low Alarm | A low alarm is active on the channel currently being displayed |
| | Held High Alarm | A high alarm is being held on the channel currently being displayed |
| | Held Low Alarm | A low alarm is being held on the channel currently being displayed |
| | High Pre-alarm | A high pre-alarm is active on the channel currently being displayed |
| | Low Pre-alarm | A low pre-alarm is active on the channel currently being displayed |

On power up, the LCD runs through a test sequence in which all elements are activated, and the LEDs light up.





EL-SIE-1

Temperature USB Data Logger, EasyLog Cloud Compatible



LED STATUS INDICATION

The EL-SIE-1 has three LEDs and a sounder to clearly indicate the status:

| LEDs | Sounder | Status | LEDs | Sounder | Status |
|---|---------|--|---|---------|---|
|  Flashing | Off | Logger in operation, no alarms or warnings |  Flashing | Active | Alarm / Memory Full / Calibration Expired |
|  Flashing | Off | Logger primed but not yet logging / Pre-alarm / Memory 90% Full / Calibration Pending (check display for specific warning) |  Slow Flash | Off | Battery Low |

BUTTON FUNCTIONS

The two buttons are used to navigate between display screens and control other functions, some of which also create a record in an Event Log, which can be viewed using the web browser.

| Screen | Button | Press | Function | Event Recorded |
|-----------------|--------|-------|---|-------------------|
| USB | n/a | n/a | n/a | n/a |
| Push to Start | Any | Long | Start logging | n/a |
| Triggered Start | n/a | n/a | n/a | n/a |
| Delayed Start | n/a | n/a | n/a | n/a |
| Current reading | Top | Short | Move to STOP LOG | n/a |
| | | Long | Clear alarm hold for all alarms | Clear Held Alarms |
| | Bottom | Short | Show Min reading | n/a |
| | | Long | Mute alarm sounder | Mute Alarm |
| Min reading | Top | Short | Move to STOP LOG | n/a |
| | | Long | Reset Max/Min reading | Clear Max/Min |
| | Bottom | Short | Show Max reading for this channel | n/a |
| | | Long | Mute alarm sounder | Mute Alarm |
| Max reading | Top | Short | Move to STOP LOG | n/a |
| | | Long | Reset Max/Min reading for all channels | Clear Max/Min |
| | Bottom | Short | Show current reading for this channel | n/a |
| | | Long | Mute alarm sounder | Mute Alarm |
| STOP LOG? | Top | Short | Move to current reading (or Warning Screen), also generates an Audit Mark | Audit Mark |
| | Bottom | Long | Stop logging, returns to Push to Start | n/a |
| Warning Screen | Any | Short | Move to next warning or current reading | n/a |

If the display mode is set to Button Press, pressing any button wakes the display up, after which it operates as described above.

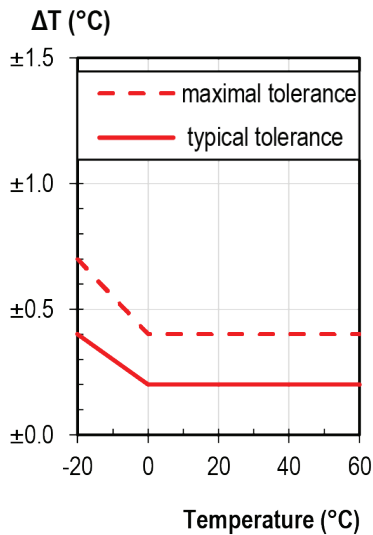
EL-SIE-1

Temperature USB Data Logger, EasyLog Cloud Compatible



SENSOR ACCURACY AND INFORMATION

Typical and maximal tolerance for the temperature sensor in °C:



BATTERY INFORMATION

We recommend that you replace the batteries annually, or prior to logging critical data. Use only AAA 1.5V alkaline batteries. Before replacing the batteries, disconnect the logger from your computer.

The logger does not lose its stored data readings when the batteries are discharged or replaced. However, the logging process will stop and will not resume until the batteries are replaced and the logger is connected to your computer and the logger is started.

Note that while the logger is plugged into a computer it draws power from the USB port instead of the batteries, which can raise the temperature of the logger slightly. It will return to normal shortly after disconnection.