



STEREO MICROSCOPES



EM Series



TABLE OF CONTENTS

Introduction	page 1
EMZ-5 Zoom Stereo Microscopes	page 2
EMZ-5TR Trinocular Zoom Stereo Microscopes	page 3
EMZ Zoom Microscope Bodies	page 4-8
EMT Turret and Fixed Microscope Bodies	page 9-10
EMX Long Working Distance Turret Stereo Body	page 11
Configuration Samples	page 10-11
Eyepieces and Eyepiece Accessories	page 12
Auxiliary Objective Lenses	page 13
Focusing Blocks	page 14-15
Pole Type Stands	page 16-18
Rigid Arm Stands	page 19-20
Stands With Extended Work Surface	page 21
Universal Boom Stands	page 22
Articulated Arm, Clamp Boom, Extended Work Surface Stand	page 23
Stages	page 24-25
Accessories	page 25-26
Configuration Samples	page 27
Illumination and Accessories	page 28-29
Cameras for Video Microscopy	page 30
Video "C" Mounts	page 31
Photomicroscopy Accessories	page 32
Digital camera adapters	page 32-33
EMZ Optical Data	page 34
EMF, EMT, EMTR and EMX Optical Data	page 35
System Diagram for Zoom Models	page 36-37
System Diagram for EMF, EMT, EMTR, and EMX	page 38-39
System Diagram for Special Stands	page 40
System Diagram for Video Microscopy	page 41
System Diagram for Photomicroscopy	page 41

STEREO MICROSCOPES

No other line of stereo microscopes can match the combination of superb optics, rugged dependability, economical pricing, and wide range of accessories offered by Meiji Techno's EM Series stereo microscopes.

Modular Flexibility:

EM Series stereo microscopes are tailored to fit the needs of each and every customer. Modular design enables the user to engineer his own custom solution for virtually any application, selecting components from the widest range of stereo bodies, stands, eyepieces, supplementary lenses, illuminators, and accessory components available in the microscope industry today.

Superb Optics:

Multi-coated optical components, free from chromatic and spherical aberration, provide crystal-clear, high resolution images. The Greenough optical design provides superior erect, unreversed, stereoscopic images, rich in contrast, brightness and correct in their original color. Excellent depth of field and a flat image rendition are also characteristic of the EM Series product line.

Rugged Dependability:

All-metal aluminum alloy microscope bodies and components with chemical resistant finishes guarantee stability and rugged dependability for a lifetime of day-in and day-out use. Superior craftsmanship, quality components and materials result in long-lasting, high-performance products.

Ergonomic Design:

All EM Series stereo microscope bodies feature a compact lightweight design. Every stereo body features adjustable diopter tubes and interpupillary distance adjustment. Observation tubes are inclined at 45°, 60° or 90° for convenient fatigue free viewing depending on the application. A range of fixed or tilting focus blocks are available to mount the microscope body onto existing O.E.M. equipment. A choice of Zoom, Turret or Fixed magnification bodies with various working distances, optional auxiliary objectives and eyepieces, multiple adjustable stands, versatile illumination systems, and auxiliary components allow the end user to design a system to fulfill their specific requirements.

Applications:

EM Series stereo microscopes are the perfect modular microscope systems for a multitude of applications ranging from biological and industrial fields to educational and training situations. A wide variety of professional groups currently use the EM series product to their advantage: Biologists, Physicians, Geologists, Engineers, Dentists, Dental Technicians, Veterinarians, Paleontologists, Entomologists, Gemologists, Educators, Scientific Researchers, Quality Control Personnel, Quality Assurance Personnel, Assemblers, Forensic Document Examiners, Art Restoration Experts, Textile Specialists, Wire And Die Manufacturers, Environmental Specialists, Ophthalmic Specialists, Dermatologists, Metrology Personnel, Tool and Die Professionals, Circuit Board Rework and Repair Personnel, Aquaculture Professionals, Embryo Transplant Professionals, Horticultural Experts, Exterminators, Fish and Wildlife Departments, U.S. Customs Service, Semiconductor Manufacturers, Foresters, Pharmaceutical Manufacturers, Electroplating Specialists, Ballistics Experts, etc...



Head office · Factory (Miyoshi-machi, Saitama, Japan)

ZOOM STEREO MICROSCOPES

EMZ-5 ZOOM STEREO BODY

- Crisp, high resolution, precision optics provide an excellent, erect, unreversed stereoscopic image.
- Rugged all metal body designed to last a lifetime.
- Zoom Range: 0.7X to 4.5X
- Zoom Ratio: 6.5:1
- Ergonomically positioned bilateral zoom controls.
- Binocular eyetubes inclined at 45° for fatigue free viewing.
- Total magnification range available with auxillary lenses and eyepieces: 2.1X to 270X.
- Dual dioptric adjustment (± 5 diopters) allows the specimen to remain in focus throughout the entire zoom magnification range.
- Interpupillary distance adjustment from 54mm to 75mm.
- Binocular body can be rotated a full 360° and locked in any position.
- Standard working distance 93mm.
- Working distance with optional auxillary lenses: 34mm to 251mm.



EMZ-5 with MA502 SWF10X



EMZ-5 on PK Stand with MA502 SWF10X eyepieces



EMZ-5 on PLS-1 Stand with MA502 SWF10X eyepieces



EMZ-5 on ABE Stand with MA502 SWF10X eyepieces

EMZ-5TR ZOOM STEREO BODY

- Trinocular zoom body for use in photographic and video applications. When the beamsplitter is engaged 100% of the light from the left optical path is directed to the phototube. The image can still be viewed through the right eyetube.
- Crisp, high resolution, precision optics provide an excellent, erect, unreversed stereoscopic image.
- Rugged all metal body designed to last a lifetime.
- Zoom Range: 0.7X to 4.5X
- Zoom Ratio: 6.5:1
- Ergonomically positioned bilateral zoom controls.
- Binocular eyetubes inclined at 45° for fatigue free viewing.
- Total magnification range available with auxiliary lenses and eyepieces: 2.1X to 270X.
- Dual dioptic adjustment (± 5 diopters) allows the specimen to remain in focus throughout the entire zoom magnification range.
- Interpupillary distance adjustment from 54mm to 75mm.
- Trinocular body can be rotated a full 360° and locked in any position.
- Standard working distance 93mm.
- Working distance with optional auxiliary lenses: 34mm to 251mm.



EMZ-5TR with MA502 SWF10X



EMZ-5TR on PK Stand with MA502 SWF10X eyepieces



EMZ-5TR on PLS-3 Stand with MA502 SWF10X eyepieces



EMZ-5TR on ABE Stand with MA502 SWF10X eyepieces

ZOOM STEREO MICROSCOPES



EMZ-5 with MA502 SWF10X eyepieces

EMZ-5 ZOOM STEREO BODY

Body: Binocular, rotatable 360°
Zoom Ratio: 6.5:1
Zoom Range: 0.7X to 4.5X
Zoom Control: Dual, graduated, bilateral mount.
Magnification: 7X - 45X (With 10X eyepieces)
Field of view: 32mm - 5.1mm (With 10X eyepieces)
Working Distance: 93mm, Eyetube Inclination: 45°
Interpupillary Distance Adjustment: 54mm - 75mm
Dioptric Adjustment: Dual (± 5 diopters)

Extended Magnification Range : 2.1X - 270X
Extend working distances: 34mm - 251mm
(With supplemental objectives and eyepieces)

EMZ-5D ZOOM STEREO BODY WITH DETENT



EMZ-5TR with MA502 SWF10X eyepieces

EMZ-5TR ZOOM STEREO BODY

Body: Trinocular, rotatable 360°
Zoom Ratio: 6.5:1
Zoom Range: 0.7X to 4.5X
Zoom Control: Dual, graduated, bilateral mount.
Magnification: 7X - 45X (With 10X eyepieces)
Field of view: 32mm - 5.1mm (With 10X eyepieces)
Working Distance: 93mm, Eyetube Inclination: 45°
Interpupillary Distance Adjustment: 54mm - 75mm
Dioptric Adjustment: Dual (± 5 diopters)

Extended Magnification Range : 2.1X - 270X
Extend working distances: 34mm - 251mm
(With supplemental objectives and eyepieces)

EMZ-5TRD ZOOM STEREO BODY WITH DETENT



EMZ-10 with MA502 SWF10X eyepieces

EMZ-10 ZOOM STEREO BODY

Body: Binocular, rotatable 360°
Zoom Ratio: 6.5:1
Zoom Range: 0.7X to 4.5X
Zoom Control: Dual, graduated, bilateral mount.
Magnification: 7X - 45X (With 10X eyepieces)
Field of view: 32mm - 5.1mm (With 10X eyepieces)
Working Distance: 110mm
Eyeteube Inclination: 45°
Interpupillary Distance Adjustment: 54mm - 75mm
Dioptric Adjustment: Dual (± 5 diopters)

Extended Magnification Range : 2.1X - 270X
Extend working distances: 45mm - 332mm
(With supplemental objectives and eyepieces)



EMZ-2 with **MA502 SWF10X** eyepieces

EMZ-2 ZOOM STEREO BODY

Body: Binocular, rotatable 360°
 Zoom Ratio: 6.5:1
 Zoom Range: 0.7X to 4.5X
 Zoom Control: Graduated knurled ring
 Magnification: 7X - 45X (With 10X eyepieces)
 Field of view: 32mm - 5.1mm (With 10X eyepieces)
 Working Distance: 93mm
 Eyetube Inclination: 45°
 Interpupillary Distance Adjustment: 54mm - 75mm
 Dioptric Adjustment: Dual (± 5 diopters)

Extended Magnification Range : 2.1X - 270X
 Extend working distances: 34mm - 251mm
 (With supplemental objectives and eyepieces)



EMZ-2TR with **MA502 SWF10X** eyepieces

EMZ-2TR ZOOM STEREO BODY

Body: Trinocular, rotatable 360°
 Zoom Ratio: 6.5:1
 Zoom Range: 0.7X to 4.5X
 Zoom Control: Graduated knurled ring
 Magnification: 7X - 45X (With 10X eyepieces)
 Field of view: 32mm - 5.1mm (With 10X eyepieces)
 Working Distance: 93mm
 Eyetube Inclination: 45°
 interpupillary Distance Adjustment: 54mm - 75mm
 Dioptric Adjustment: Dual (± 5 diopters)

Extended Magnification Range : 2.1X - 270X
 Extend working distances: 34mm - 251mm
 (With supplemental objectives and eyepieces)



Z-7100 with **MA502 SWF10X** eyepieces

Z-7100 ZOOM STEREO BODY

Body: Binocular, rotatable 360°
 Zoom Ratio: 6.5:1
 Zoom Range: 0.7X to 4.5X
 Zoom Control: Dual, graduated, bilateral mount.
 Magnification: 7X - 45X (With 10X eyepieces)
 Field of view: 32mm - 5.1mm (With 10X eyepieces)
 Working Distance: 110mm
 Eyetube Inclination: 90°
 Interpupillary Distance Adjustment: 54mm - 75mm
 Dioptric Adjustment: Dual (± 5 diopters)

Extended Magnification Range : 2.1X - 270X
 Extend working distances: 45mm - 332mm
 (With supplemental objectives and eyepieces)

ZOOM STEREO MICROSCOPES



EMZ-8U with MA502 SWF10X eyepieces

EMZ-8U ZOOM STEREO BODY WITH INLET FOR FIBER LIGHT GUIDE

Body: Binocular, rotatable 360°
Zoom Ratio: 6.5:1
Zoom Range: 0.7X to 4.5X
Zoom Control: Dual, graduated, bilateral mount.
Magnification: 7X - 45X (With 10X eyepieces)
Field of view: 32mm - 5.1mm (With 10X eyepieces)
Working Distance: 104mm, Eyetube Inclination: 45°
Interpupillary Distance Adjustment: 54mm - 75mm
Dioptric Adjustment: Dual (± 5 diopters)

Extended Magnification Range : 2.45X - 202.5X
Extend working distances: 57mm - 250mm
(With supplemental objectives and eyepieces)

EMZ-8UD ZOOM STEREO BODY WITH DETENT



EMZ-8TR with MA502 SWF10X eyepieces

EMZ-8TR ZOOM STEREO BODY

Benefits: Direct light to all three viewing ports simultaneously

Body: Trinocular, rotatable 360°
Zoom Ratio: 6.5:1
Zoom Range: 0.7X to 4.5X
Zoom Control: Dual, graduated, bilateral mount.
Magnification: 7X - 45X (With 10X eyepieces)
Field of view: 32mm - 5.1mm (With 10X eyepieces)
Working Distance: 104mm, Eyetube Inclination: 45°
Interpupillary Distance Adjustment: 54mm - 75mm
Dioptric Adjustment: Dual (± 5 diopters)

Extended Magnification Range : 2.45X - 202.5X
Extend working distances: 57mm - 250mm
(With supplemental objectives and eyepieces)

EMZ-8TRD ZOOM STEREO BODY WITH DETENT



EMZ-8TRU with MA502 SWF10X eyepieces

EMZ-8TRU ZOOM STEREO BODY WITH INLET FOR FIBER LIGHT GUIDE

Benefits: Direct light to all three viewing ports simultaneously

Body: Trinocular, rotatable 360°
Zoom Ratio: 6.5:1
Zoom Range: 0.7X to 4.5X
Zoom Control: Dual, graduated, bilateral mount.
Magnification: 7X - 45X (With 10X eyepieces)
Field of view: 32mm - 5.1mm (With 10X eyepieces)
Working Distance: 104mm, Eyetube Inclination: 45°
Interpupillary Distance Adjustment: 54mm - 75mm
Dioptric Adjustment: Dual (± 5 diopters)

Extended Magnification Range : 2.45X - 202.5X
Extend working distances: 57mm - 250mm
(With supplemental objectives and eyepieces)



EMZ-12 with **MA502 SWF10X** eyepieces

EMZ-12 ZOOM STEREO BODY WITH INLET FOR FIBER LIGHT GUIDE

Body: Binocular, rotatable 360°
Zoom Ratio: 6.25:1
Zoom Range: 0.4X to 2.5X
Zoom Control: Graduated knurled ring
Magnification: 4X - 25X (With 10X eyepieces)
Field of view: 57mm - 9.2mm (With 10X eyepieces)
Working Distance: 185mm, Eyetube Inclination: 45°
Interpupillary Distance Adjustment: 54mm - 75mm
Dioptric Adjustment: Dual (± 5 diopters)

Extended Magnification Range : 2.28X - 75X
Extend working distances: 185mm - 300mm
(With supplemental objectives and eyepieces)

EMZ-12D ZOOM STEREO BODY WITH DETENT



EMZ-12TR with **MA502 SWF10X** eyepieces

EMZ-12TR ZOOM STEREO BODY WITH INLET FOR FIBER LIGHT GUIDE

Body: Trinocular, rotatable 360°
Zoom Ratio: 6.25:1
Zoom Range: 0.4X to 2.5X
Zoom Control: Graduated knurled ring
Magnification: 4X - 25X (With 10X eyepieces)
Field of view: 57mm - 9.2mm (With 10X eyepieces)
Working Distance: 185mm, Eyetube Inclination: 45°
interpupillary Distance Adjustment: 54mm - 75mm
Dioptric Adjustment: Dual (± 5 diopters)

Extended Magnification Range : 2.28X - 75X
Extend working distances: 185mm - 300mm
(With supplemental objectives and eyepieces)

EMZ-12TRD ZOOM STEREO BODY WITH DETENT

ZOOM STEREO MICROSCOPES



EMZ-13 with MA502 SWF10X eyepieces

EMZ-13 ZOOM STEREO BODY

Body: Binocular, rotatable 360°
Zoom Ratio: 7:1
Zoom Range: 1X to 7X
Zoom Control: Dual, graduated, bilateral mount.
Magnification: 10X - 70X (With 10X eyepieces)
Field of view: 23mm - 3.2mm (With 10X eyepieces)
Working Distance: 90mm, Eyetube Inclination: 45°
Interpupillary Distance Adjustment: 54mm - 75mm
Dioptric Adjustment: Dual (± 5 diopters)

Extended Magnification Range : 3X - 420X
Extend working distances: 32mm - 230mm
(With supplemental objectives and eyepieces)

EMZ-13D ZOOM STEREO BODY WITH DETENT



EMZ-13TR with MA502 SWF10X eyepieces

EMZ-13TR ZOOM STEREO BODY

Body: Trinocular, rotatable 360°
Zoom Ratio: 7:1
Zoom Range: 1X to 7X
Zoom Control: Dual, graduated, bilateral mount.
Magnification: 10X - 70X (With 10X eyepieces)
Field of view: 23mm - 3.2mm (With 10X eyepieces)
Working Distance: 90mm, Eyetube Inclination: 45°
Interpupillary Distance Adjustment: 54mm - 75mm
Dioptric Adjustment: Dual (± 5 diopters)

Extended Magnification Range : 3X - 420X
Extend working distances: 32mm - 230mm
(With supplemental objectives and eyepieces)

EMZ-13TRD ZOOM STEREO BODY WITH DETENT

TURRET-TYPE STEREO MICROSCOPES



EMT-1
with MA502 SWF10X eyepieces

EMTR-1
with MA502 SWF10X eyepieces

EMT-1 & EMTR-1 TURRET STEREO BODY

Body: Binocular or trinocular, rotatable 360°
Paired Objectives: 1X, 2X
Magnification: 10X, 20X (With 10X eyepieces)
Field of view: 23mm, 11.5mm (With 10X eyepieces)
Working Distance: 108mm
Eyepiece Inclination: 45°
Interpupillary Distance Adjustment: 54mm - 75mm
Dioptric Adjustment: Left eyepiece

Extended Magnification Range : 10X - 60X
Extend working distances: None



EMT-2
with MA502 SWF10X eyepieces

EMTR-2
with MA502 SWF10X eyepieces

EMT-2 & EMTR-2 TURRET STEREO BODY

Body: Binocular or trinocular, rotatable 360°
Paired Objectives: 1X, 3X
Magnification: 10X, 30X (With 10X eyepieces)
Field of view: 23mm, 7.6mm (With 10X eyepieces)
Working Distance: 81mm
Eyepiece Inclination: 45°
Interpupillary Distance Adjustment: 54mm - 75mm
Dioptric Adjustment: Left eyepiece

Extended Magnification Range : 5X - 180X
Extend working distances: 21mm - 108mm
(With supplemental objectives and eyepieces)



EMT-3
with MA502 SWF10X eyepieces

EMTR-3
with MA502 SWF10X eyepieces

EMT-3 & EMTR-3 TURRET STEREO BODY

Body: Binocular or trinocular, rotatable 360°
Paired Objectives: 2X, 4X
Magnification: 20X, 40X (With 10X eyepieces)
Field of view: 11.5mm, 5.7mm (With 10X eyepieces)
Working Distance: 63mm
Eyepiece Inclination: 45°
Interpupillary Distance Adjustment: 54mm - 75mm
Dioptric Adjustment: Left eyepiece

Extended Magnification Range : 10X - 240X
Extend working distances: 22mm - 108mm
(With supplemental objectives and eyepieces)

TURRET-TYPE STEREO MICROSCOPES



EMT-4
with MA502 SWF10X eyepieces

EMTR-4
with MA502 SWF10X eyepieces

EMT-4 & EMTR-4 TURRET STEREO BODIES

Body: Binocular or trinocular, rotatable 360°
 Paired Objectives: 1X, 4X
 Magnification: 10X, 40X (With 10X eyepieces)
 Field of view: 23mm, 5.7mm (With 10X eyepieces)
 Working Distance: 63mm
 Eyetube Inclination: 45°
 Interpupillary Distance Adjustment: 54mm - 75mm
 Dioptic Adjustment: Left eyetube
 Extended Magnification Range : 5X - 240X
 Extend working distances: 22mm-108mm

FIXED-OBJECTIVE TYPE STEREO MICROSCOPES



EMF-1, EMF-2 with MA502 SWF10X eyepieces

EMF-1, EMF-2 FIXED-OBJECTIVE STEREO BODY

	EMF-1	EMF-2
Body	Binocular rotatable 360°	
Paired Objective	1X	2X
Magnification (with 10X eyepieces)	10X	20X
Field of view	23mm	11.5mm
Working Distance	108mm	
Eyetube Inclination	45°	
Interpupillary Distance Adjustment	54mm - 75mm	
Dioptic Adjustment	Left eyetube	
Extended Magnification Range (with optional eyepieces)	5X - 30X	10X - 60X

CONFIGURATION SAMPLES



EMF-2 / SWF10X / PK



EMT-2 / SWF10X / P



EMTR-2 / SWF10X / PBH



EMX-1 / SWF10X / PX

LONG WORKING DISTANCE TURRET STEREO



EMX-1 with MA502 SWF10X eyepieces

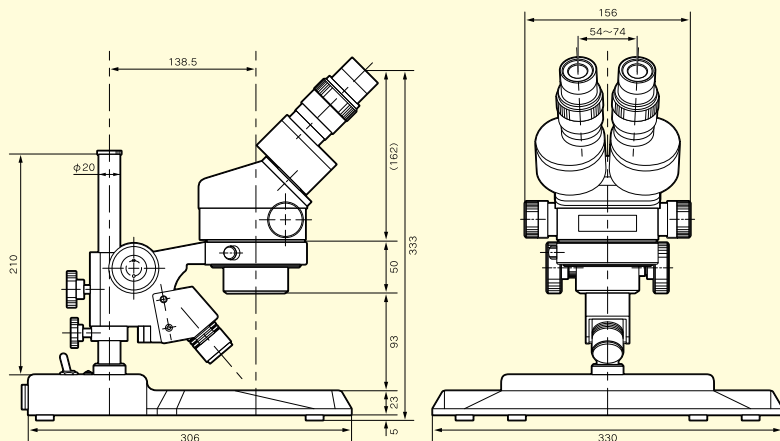
EMX-1 TURRET STEREO BODIES

Body: Binocular, rotatable 360°
 Paired Objectives: 0.5X, 1X
 Magnification: 5X, 10X (With 10X eyepieces)
 Field of view: 46mm, 23mm (With 10X eyepieces)
 Working Distance: 225mm
 Eyetube Inclination: 45°
 Interpupillary Distance Adjustment: 54mm - 75mm
 Dioptic Adjustment: Left eyetube
 Extended Magnification Range : 5X - 30X
 Extend working distances: 300mm
 (With supplemental objectives and eyepieces)

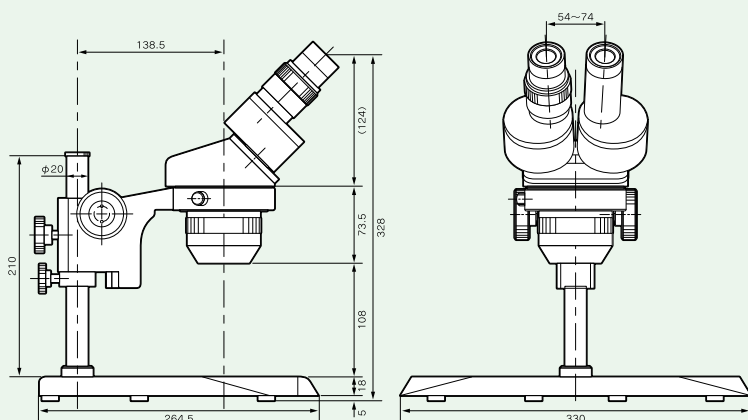
CONFIGURATION SAMPLES



EMZ-5 / SWF10X / PKL-2



EMF-2 / SWF10X / PK



EYEPIECES AND EYEPIECE ACCESSORIES

EYEPIECES

A large selection of interchangeable super widefield eyepieces are available for all EM Series stereo microscopes.

- MA501** Super Widefield 5X Eyepiece, field No.26
- MA718** Super Widefield 7.5X Eyepiece with 25mm diameter reticle mount, field No.26
- MA502** Super Widefield 10X Eyepiece with 25mm diameter reticle mount, field No.23
- MA520** Super Widefield 12.5X Eyepiece with 25mm diameter reticle mount, field No.20
- MA503** Super Widefield 15X Eyepiece with 25mm diameter reticle mount, field No.15.4
- MA535** Super Widefield 15X High-eyepoint eyepiece with 25mm diameter reticle mount, field No.16.0
- MA504** Super Widefield 20X Eyepiece with 25mm diameter reticle mount, field No.11.5
- MA903** Super Widefield Focusing Eyepiece 20X with 25mm diameter reticle mount, field No.11.5
- MA521** Super Widefield 30X Eyepiece field No. 7.7
- MA519** Super Widefield 10X Focusing eyepiece (single) with 25mm diameter reticle mount, field No.21
- MA600** Eyeshields (paired)

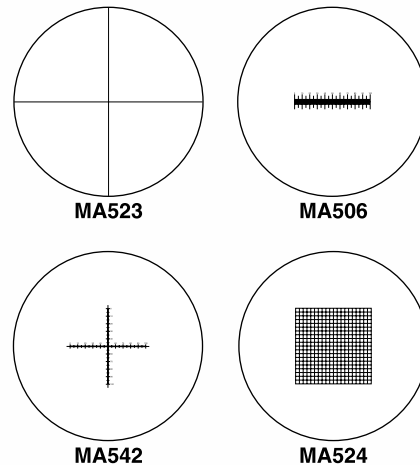


Note: All eyepieces are paired unless otherwise indicated.

EYEPIECE MICROMETERS

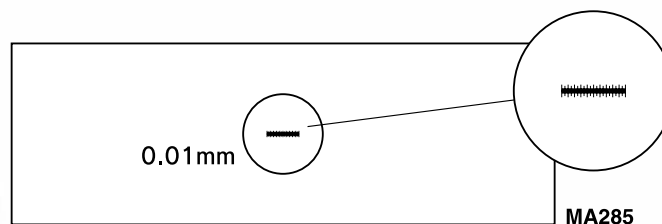
Eyepiece micrometers can be inserted into the 10X, 15X or 20X eyepieces for the purpose of specimen measurement. Linear scales, counting grids, and cross-line micrometers are just a few of the choices available to facilitate measurement of your specimens.

- MA523** Cross-line, 25mm diameter
- MA506** 10mm divided into 100 units, 25mm diameter
- MA509** 5mm divided into 100 units, 25mm diameter
- MA510** 10mm square divided into 100 parts, 25mm diameter (Each side of each individual square 1.0mm)
- MA524** 10mm square divided into 400 parts, 25mm diameter (Each side of each individual square 0.5mm)
- MA542** Cross-line with 0.01mm graduations, 25mm diameter



STAGE MICROMETERS

Stage micrometers are used to calibrate eyepiece micrometers. Stage micrometers are available in both English and metric scales for reflected and transmitted light.



- MA285** 1mm divided into 100 units (0.01mm), for transmitted light
- MA286** 0.04" divided into 40 units (0.001"), for transmitted light
- MA287** 0.1mm by 0.1mm counting square for transmitted light
- MA292** 1mm divided into 100 parts(0.01mm), for reflected light

AUXILIARY OBJECTIVE LENSES

A large selection of auxiliary objective lenses are available for EM Series stereo microscopes.

AUXILIARY LENSES FOR: EMZ-1, EMZ-2, EMZ-2TR, EMZ-5, EMZ-5D, EMZ-5TR, EMZ-5TRD, EMZ-6, EMZ-9, EMZ-13 & EMZ-13TR

- MA530** Auxiliary lens 0.3X, Working distance 251mm
- MA525** Auxiliary lens 0.44X, Working distance 171mm
- MA517** Auxiliary lens 0.5X, Working distance 148mm
- MA526** Auxiliary lens 0.75X, Working distance 97mm
- MA507** Auxiliary lens 1.5X, Working distance 49mm
- MA511** Auxiliary lens 2.0X, Working distance 33mm



AUXILIARY LENSES FOR: EMZ-10 and Z-7100

- MA545** Auxiliary lens 0.3X, Working distance 326mm
- MA558** Auxiliary lens 0.44X, Working distance 247mm
- MA546** Auxiliary lens 0.5X, Working distance 194mm
- MA547** Auxiliary lens 0.75X, Working distance 127mm
- MA548** Auxiliary lens 1.5X, Working distance 64mm
- MA549** Auxiliary lens 2.0X, Working distance 44mm



AUXILIARY LENSES FOR: EMZ-8TR, EMZ-8TRD, EMZ-8TRU, EMZ-8UD

- MA791** Auxiliary lens 0.28X, Working distance 300mm
- MA792** Auxiliary lens 0.35X, Working distance 280mm
- MA794** Auxiliary lens 0.5X, Working distance 174mm
- MA795** Auxiliary lens 1.5X, Working distance 57mm
- MA802** Auxiliary lens 2.0X, Working distance 36.6mm



AUXILIARY LENSES FOR: EMT-2, EMTR-2, EMT-3, EMTR-3, EMT-4, EMTR-4

- MA515** Adapter*
- MA518** Auxiliary lens 0.5X, Working distance 108mm
- MA527** Auxiliary lens 0.75X, Working distance 72mm
- MA513** Auxiliary lens 1.5X, Working distance 35mm
- MA514** Auxiliary lens 2.0X, Working distance 22mm



*NOTE: The MA515 adapter is required when using the MA518, MA527, MA513, or MA514 with the EMT-2 and EMTR-2

AUXILIARY LENS FOR EMX-1, EMZ-12, EMZ-12D, EMZ-12TR & EMZ-12TRD

- MA652** Auxiliary lens 0.7X Working distance 233mm
- MA796** Auxiliary lens 0.57X Working distance 300mm



FOCUSING BLOCKS



F

F HOLDER

Focusing slide block designed to hold the stereo microscope body on machines or for special OEM applications. Rack and pinion mount allows smooth, precise focusing over 55mm of travel. Coarse focus mechanism incorporates a slip clutch and tension adjustment. Fits 20mm mounting post, 84.2mm diameter opening accepts 84mm stereo microscope body.



FK

FK HOLDER

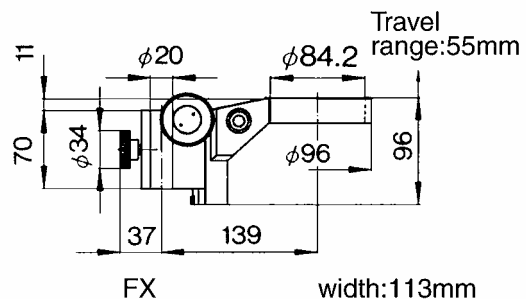
Focusing slide block designed to hold the stereo microscope body on machines or for special OEM applications. Rack and pinion mount allows smooth, precise focusing. Coarse focus mechanism incorporates a slip clutch and tension adjustment. Distance from center of holder to center of pillar is 27.8mm longer than other holders like F, FX, FS and FSC holders. Therefore, when using trinocular microscope bodies like EMZ-8TR or EMZ-13TR, it rotates smoothly without the part of straight tube protruding touching holder.



FX

FX HOLDER

Special tilting focusing slide block with integral illuminator port designed to hold the stereo microscope body on machines or for special OEM applications. Rack and pinion mount allows smooth, precise focusing over 55mm of travel. Coarse focus mechanism incorporates a slip clutch and tension adjustment. 15.8mm (5 / 8") mounting pin, 84.2mm diameter opening accepts 84mm stereo microscope body.

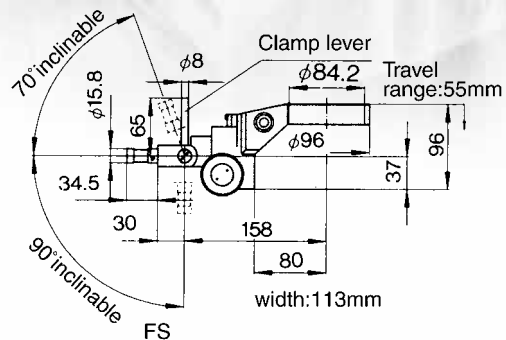




FS

FS HOLDER

Special tilting focusing slide block with integral illuminator port designed to hold the stereo microscope body on machines or for special OEM applications. Rack and pinion mount allows smooth, precise focusing over 55mm of travel. Coarse focus mechanism incorporates a slip clutch and tension adjustment. 15.8mm (5 / 8") mounting pin, 84.2mm diameter opening accepts 84mm stereo microscope body.



FSC

FSC HOLDER

Special tilting focusing slide block designed to hold the stereo microscope body on machines or for special OEM applications. Coaxial coarse and fine focusing slide block designed for applications where precise fine focus adjustment is required. Rack and pinion mount allows smooth, precise focusing. Coarse focus mechanism incorporates a slip clutch and tension adjustment.



FC11

FC

FC HOLDER

Coaxial coarse and fine focusing slide block designed for applications where precise fine focus adjustment is required. Rack and pinion mount allows smooth, precise focusing over 33 mm of travel. Coarse focus mechanism incorporates a slip clutch and tension adjustment. Fits 20mm mounting post, 84.2mm diameter opening accepts 84mm stereo microscope body. Note: 71mm mounting pins require FC11 extension

Pole-type STANDS



P

P STAND

Pole-type stand with F holder focus block mounted on a plain base. Supplied with one 94.5mm diameter reversible black and white stage plate and two stage clips.

Dimensions: Length: 230mm / Width: 150mm
Height: 248mm / Pillar Diameter: 20mm

PK STAND

Pole-type stand with F holder focus block mounted on a plain flat base making much of stability and work-efficiency. PK stand accepts all MEIJI EM series binocular stereo microscope bodies.

F holder can be fixed at any position of pole. Supplied with one 94.5mm diameter reversible black and white stage plate and two stage clips.

Dimensions:
Length: 265mm / Width: 330mm
Height: 280mm / Pillar Diameter: 20mm



PK



PL

PL STAND

Pole type stand with FX holder focus block with incident light illuminator port mounted on a plain base. Supplied with one 94.5mm diameter reversible black and white stage plate and two stage clips.

Dimensions:
Length: 230mm / Width: 150mm
Height: 248mm / Pillar Diameter: 20mm



PX

PX STAND

Extended working distance pole-type stand with FX holder focus block with incident illuminator port mounted on a plain base. Supplied with one 94.5mm diameter reversible black and white stage plate and two stage clips.

Designed for use with the EMX-1 extended working distance stereo body.

Dimensions:

Length: 230mm / Width: 150mm

Height: 290mm / Pillar Diameter: 20mm

PC STAND

Pole-type stand with FC coaxial coarse and fine focus block mounted on a plain base. 55mm Z axis travel. 138mm distance from optical center to center of mounting post. Supplied with one 94.5mm diameter reversible black and white stage plate and two stage clips.

Dimensions:

Length: 230mm / Width: 150mm

Height: 248mm / Pillar Diameter: 20mm



PC



PBH

PBH STAND

Pole-type stand with F holder focus block. Provides both transmitted and incident halogen illumination with variable intensity control.

Illuminators may be operated independently or simultaneously.

Supplied with a 94.5mm diameter clear glass stage plate, reversible black and white stage plate and two stage clips.

6V 10W Halogen

Dimensions: Length: 240mm / Width: 160mm

Height: 280mm / Pillar Diameter: 20mm

Bulbs: Incident: MA570 / Trans: MA570

Pole-type STANDS



PKL-2

PKL-2 STAND

An ergonomic pole type stand with incident and transmitted light LED illumination, coarse focusing holder, dual variable intensity control, removable glass stage plate, two stage clips, and power cord. Automatic voltage(100V to 240V) sensing power supply. Optional accessories include analyzer/polarizer for transmitted light polarizing work, white/black stage plate, and 4" pole extension.

Dimensions: Width: 300mm / Depth: 330mm
Height: 255mm / Pillar Diameter: 20mm

PLS-2 STAND

A compact pole type stand with incident and transmitted light LED illumination, coarse focusing holder, dual variable LED intensity control, removable glass stage plate, two stage clips, and power cord. Automatic voltage(100V to 240V) sensing power supply. Optional accessories include analyzer/polarizer for transmitted light polarizing work, white/black stage plate, and 4" pole extension.

Dimensions: Width: 180mm / Depth: 272mm
Height: 251mm / Pillar Diameter: 20mm



PLS-2

BD-LED STAND

Pole stand with integrated focusing holder. Dual-reflection lens/mirror system provides both incident and transmitted variable intensity LED illumination, independently or simultaneously. Fully rotatable mirror in base provides transmitted brightfield or pseudo-darkfield illumination. Supplied with 94.5mm diameter clear glass stage plate and two stage clips.

Dimensions: Width: 160mm / Depth: 240mm
Height: 280mm / Pillar Diameter: 20mm



BD-LED

Rigid arm STANDS



A

A STAND

Rigid-arm type stand with integral focus block mounted on a plain base. Supplied with one 94.5mm diameter reversible black and white stage plate and two stage clips.

Note: The A stand is intended for use with fixed or turret type stereo bodies.

Dimensions: Length: 230mm / Width: 150mm
Height: 203mm

AZ STAND

Rigid-arm type stand with integral focus block mounted on a plain base. Supplied with one 94.5mm diameter reversible black and white stage plate and two stage clips.

Note: The AZ stand is intended for use with zoom stereo bodies.

Dimensions: Length: 230mm / Width: 150mm
Height: 203mm



AZ



AB

AB STAND

Rigid-arm type stand with integral focus block . Provides transmitted and incident tungsten illumination which may be operated independently or simultaneously. Supplied with a 94.5 mm diameter clear glass stage plate, reversible black and white stage plate and two stage clips. 6V 7.2W

Note: The AB stand is intended for use with fixed or turret type stereo bodies.

Dimensions: Length: 240mm / Width: 160mm
Height: 233mm
Bulbs: Incident: MA560 / Trans: MA561

ABZ STAND

Rigid-arm type stand with integral focus block . Provides both transmitted and incident tungsten illumination which may be operated independently or simultaneously. Supplied with a 94.5 mm diameter clear glass stage plate, reversible black and white stage plate and two stage clips. 6V 7.2W

Note: The ABZ stand is intended for use with zoom stereo bodies.

Dimensions: Length: 240mm / Width: 160mm
Height: 233mm
Bulbs: Incident: MA570 / Trans: MA570



ABZ

Rigid arm STANDS



ABH

ABH STAND

Rigid arm type stand with integral focus block . Provides transmitted and incident halogen illumination, independently or simultaneously with variable intensity control. Supplied with 94.5 mm diameter clear glass, black and white stage plates and two stage clips. 6V 10W Halogen

Note: The ABH stand is intended for use with fixed or turret bodies.

Dimensions: Length: 240mm / Width: 160mm
Height: 233mm
Bulbs: Incident: MA570 / Trans: MA570

ABZH STAND

Rigid arm type stand with integral focus block . Provides transmitted and incident halogen illumination, independently or simultaneously with variable intensity control. Supplied with 94.5 mm diameter clear glass, black and white stage plates and two stage clips. 6V 10W Halogen

Note: The ABZH stand is intended for use with zoom stereo bodies

Dimensions: Length: 240mm / Width: 160mm
Height: 233mm
Bulbs: Incident: MA570 / Trans: MA570



ABZH



ABE

ABE STAND

Rigid arm type stand with integral focus block and extendable working distance . Provides transmitted and incident halogen illumination, independently or simultaneously with variable intensity control. Supplied with 94.5 mm diameter clear glass, black and white stage plates and two stage clips. 6V 10W Halogen

Dimensions: Length: 240mm / Width: 160mm
Height: 240mm-300mm
Bulbs: Incident: MA570 / Trans: MA570

B STAND

Rigid arm type stand with integral focus block. A dual-reflection lens system provides incident, transmitted, or simultaneous illumination. A fully rotatable mirror in the base provides transmitted light brightfield or "pseudo" darkfield illumination. Supplied with 94.5 mm diameter clear glass, black and white stage plates and two stage clips. 115V 20W

Dimensions: Length: 245mm / Width: 160mm
Height: 233mm
Bulbs: MA261/SL10



B

With extended work surface

STANDS




KBL

KBL STAND

Pole type stand with FX holder focus block with incident illuminator port mounted on a 380mm x 330mm x 20mm flat laminate base. Optional 100mm (4") pillar extension (MA551) can provide additional clearance or working distance.

Dimensions:

Length: 330mm / Width: 380mm / Height: 245mm



KBE

KBE STAND

Rigid arm type stand with integral focus block mounted on a 380mm x 330mm x 20mm flat laminate base. The rigid arm can be extended to accommodate large specimens and a wide variety of auxiliary objective lenses.

Dimensions:

Length: 330mm / Width: 380mm / Height: Variable



SBU

SBU STAND

Special universal-type stand with pillar, crossarm and mounting post mounted directly over a large flat laminate work surface. Provides flexible horizontal and vertical movement for large specimens. 20mm diameter short mounting post accepts optional F, FX or FC holders.

Base: 580mm x 500mm x 38mm.

Dimensions:

Horizontal pole / Length: 480mm / Diameter: 25mm
Vertical pole / Length: 365mm / Diameter: 29mm

UL STAND

Special universal-type stand with pillar, crossarm, mounting post, and rotatable tray to hold optional fiber optic light source. Provides flexible horizontal and vertical movement for large specimens. 20mm diameter short mounting post accepts optional F, FX or FC holders.

Base: 580mm x 500mm x 38mm.

Dimensions:

Horizontal pole / Length: 480mm / Diameter: 25mm
Vertical pole / Length: 365mm / Diameter: 29mm



UL

Universal boom STANDS



S-4100

S-4100 STAND

Industrial-type boom stand with 20mm mounting post for F, FX or FC holders. Provides complete flexibility for horizontal and vertical adjustment. Sturdy solid metal 265mm x 265mm x 25mm base provides excellent stability.

Note: F, FX and FC holders must be ordered separately.

Dimensions:

Horizontal pole / Length: 530mm / Diameter: 25mm
Vertical pole / Length: 400mm / Diameter: 29mm

S-4200 STAND

Extended working distance industrial-type boom stand with 20mm mounting post for F, FX or FC holders. Provides complete flexibility for horizontal and vertical adjustment.. Sturdy, solid metal 265mm x 265mm x 25mm base provides excellent stability.

Note: F, FX and FC holders must be ordered separately.

Dimensions:

Horizontal pole / Length: 530mm / Diameter: 25mm
Vertical pole / Length: 610mm / Diameter: 29mm



S-4200



S-4300

S-4300 STAND

Industrial-type boom stand with adapter(MA552)for FS holder. Provides complete flexibility for horizontal, vertical and angular adjustment. FS holder can be inclined 180° and rotated 360°, 16mm diameter mounting pin. Sturdy, solid metal 265mm x 265mm x 25mm base.

Note: FS holder must be ordered separately.

Dimensions:

Horizontal pole / Length: 530mm / Diameter: 25mm
Vertical pole / Length: 400mm / Diameter: 29mm

S-4400 STAND

Extended working distance industrial-type boom stand with adapter (MA552) for FS holder. Provides complete flexibility for horizontal, vertical and angular adjustment. FS holder can be inclined 180° and rotated 360°, 16mm diameter mounting pin. Sturdy, solid metal 265mm x 265mm x 25mm base.

Note: FS holder must be ordered separately.

Dimensions:

Horizontal pole / Length: 530mm / Diameter: 25mm
Vertical pole / Length: 610mm / Diameter: 29mm



S-4400

Articulated Arm, Clamp Boom, Extended Work Surface STANDS



FA-1

FA-1 ARTICULATED ARM STAND

Articulated arm stand for bench top attachment. Supplied with mounting flange, two piece folding arm, vertical mounting pillar and 20 mm diameter mounting pin for focus block. Maximum distance from rod to center of optical axis is 1000mm.

Note: F, FX or FC holder must be ordered separately.

Dimensions:

Length: 1100mm/Width: 100mm/Height: 560mm
Pillar Diameter: 20mm

FA-2 ARTICULATED ARM STAND

Articulated arm stand designed for mounting to a vertical surface. Supplied with mounting flange, two piece folding arm, and 20 mm diameter mounting pin for focus block. Maximum distance from rod to center of optical axis is 1080mm.

Note: F, FX or FC holder must be ordered separately.

Dimensions:

Base/Length: 1100mm/Width: 100mm
Pillar Diameter: 20mm



FA-2



S-4500

S-4500 STAND

Industrial-type boom stand with 20mm mounting post for F, FX and FC holders. Provides complete flexibility for horizontal and vertical adjustment. Sturdy solid metal clamp provides excellent stability.

Note: F, FX and FC holders must be ordered separately.

Dimensions:

Horizontal pole/Length: 530mm/Diameter: 25mm
Vertical pole/Length: 400mm/Diameter: 29mm

MU STAND

Special universal-stand with pillar, crossarm and mounting post mounted over a laminate work surface. Provides flexible horizontal and vertical movement for mid sized specimens. 20mm diameter short mounting post accepts F, FX or FC holders. Base: 350mm x 410mm x 30mm

Note: F, FX or FC holder must be ordered separately.

Dimensions:

Horizontal pole/Length: 330mm/Diameter: 25mm
Vertical pole/Length: 365mm/Diameter: 29mm



MU

STAGES



MA564

GRADUATED MECHANICAL STAGE

This stage has 0.1mm graduations and coaxial controls for precise movement of mounted specimens. Features a 116mm x 137mm work surface with stage clips, 50mm x 75mm X-Y travel.

Catalog Number: MA564

GRADUATED MECHANICAL STAGE WITH GLASS STAGE PLATE

This stage has 0.1mm graduations and coaxial controls for precise movement of mounted specimens. Features a 116mm x 137mm work surface with stage clips and 74mm x 96mm clear glass plate for use with transmitted light stands, 50mm x 75mm X-Y travel.

Catalog Number: MA564/05



MA564/05



MA565

UNGRADUATED MECHANICAL STAGE

This stage features a 125mm x 170mm work surface with stage clips. Roller bearing mount allows smooth, easy, fingertip control over 100mm x 100mm, X-Y travel.

Catalog Number: MA565

UNGRADUATED MECHANICAL STAGE WITH GLASS STAGE PLATE

This stage features a 125mm x 170mm work surface with stage clips and a 94.5mm diameter clear glass stage plate for use with transmitted light stands. Roller bearing mount allows smooth, easy, fingertip control over 100mm x 100mm, X-Y travel.

Catalog Number: MA565/05



MA565/05

STAGES AND ACCESSORIES



MA574

LARGE SLIDING STAGE

Large 395mm x 395mm (15.5"x 15.5") roller bearing stage with 350mm x 270mm (13.78"x 10.63") X-Y travel. Black anodized with X-Y lock down screws.

Catalog Number: MA574

MEDIUM SLIDING STAGE

Medium 292mm x 235mm (11.5"x 9.24") roller bearing stage with 203mm x 101mm (8"x 4") X-Y travel. Black anodized with X-Y lock down screws.

Catalog Number: MA575



MA575



MA571

OBLIQUE VIEWING ATTACHMENT

Designed specifically for the inspection of solder connections, rework and repair of electronic circuits and for mounting small electronic components. One-touch sliding movement allows the user to quickly change from vertical to oblique viewing. Rotatable 360°. Vertical working distance 110m. Oblique working distance 130mm.

Note: For use with Zoom Stereo EMZ-5, EMZ-5TR, EMZ-2 and EMZ-2TR bodies only.

Catalog Number: MA571

OBLIQUE VIEWING ATTACHMENT

Designed especially for the inspection of solder connections, rework and repair of electronic circuits and for mounting small electronic components. One-touch sliding movement allows the user to quickly change from vertical to oblique viewing. Rotatable 360°. Vertical working distance 110m. Oblique working distance 130mm.

Note: For use with Zoom Stereo EMZ-8TR (Includes built-in 0.35X lens for oblique observation and 0.58X for vertical observation.)

Catalog Number: MA797



MA797

ACCESSORIES



Simple Polarizing Attachments

When used in conjunction with the MA667 polarizing plate the MA550 rotatable polarizing filter functions as an analyzer and is useful for viewing or detecting birefringent materials. (eg. mineral specimens, organic and inorganic crystal specimens, bone specimens, strained glass, etc.)

EM Series Polarizing Filters In Rotatable Mounts

- MA550** Polarizing filter for EMZ Zoom stereo microscopes
- MA550/05** Polarizing filter for EMT-1, EMTR-1, EMT-2, EMTR-2, EMF-1, and EMF-2 stereo bodies
- MA550/10** Polarizing filter for EMT-3, EMTR-3, EMT-4, and EMTR-4 stereo bodies
- MA667** Polarizing plate for use with PB, PBH, PBM, AB, ABH, ABZH, ABE Transmitted Light Stand



Protective Glass Attachments

Used to protect EM Series microscope objectives from harmful residue, vapors, solvents, debris etc.

- MA531** Protective glass for EMZ Zoom stereo microscopes
- MA532** Protective glass for EMZ Zoom stereo body with MA305 fluorescent illuminator
- MA533** Protective glass for EMT-1, EMTR-1, EMT-2, EMTR-2, EMF-1 and EMF-2
- MA537** Protective glass for EMT-3, EMTR-3, EMT-4 and EMTR-4



Adapters For FL152 Annular Fiber Optic Illuminators

- MA553** Adapter to fit annular fiber optic ring illuminator on EMT-1, EMTR-1, EMT-2, EMTR-2, EMF-1, and EMF-2 (Fits 60mm I.D. ring illuminators)
- MA553/05** Adapter to fit annular fiber optic ring illuminator on EMT-3, EMTR-3, EMT-4 and EMTR-4



Adapters For Fluorescent Illuminators

- MA302** Adapter to mount MA305 fluorescent illuminator on EMZ Zoom stereo microscope
- MA303** Adapter to mount MA305 fluorescent illuminator on MA507 and MA511 auxiliary lenses
- MA304** Adapter to mount MA305 fluorescent illuminator on EMT-1, EMTR-1, EMT-2, EMTR-2, EMF-1 and EMF-2
- MA307** Adapter to mount MA305 fluorescent illuminator on EMT-3, EMTR-3, EMT-4 and EMTR-4

CONFIGURATION SAMPLES



SMD INSPECTION SYSTEM : EMZ-8TR Zoom stereo microscope, F Focus block, MA797 oblique viewing attachment, MA503 Super widefield 15X eyepieces, UL universal stand, MA574 sliding stage, FL151 dual arm 150W fiber optic illumination system, MA151/5N video "C" mount, CK3900 video camera and video monitor.



EMZ-5 / SWF10X / S-4100 / FL151



EMT-1 / SWF10X / KBL / MA305

ILLUMINATION



FL151

DUAL-ARM FIBER OPTIC ILLUMINATOR

150 Watt quartz halogen light source with self-supporting dual arm light guides, connecting adapter and focusing lenses. Rheostat controlled intensity. Color temperature 3200°K. UL listed and CSA approved.

Catalog Number: FL151/100 (115V)
FL151/200 (220/240V)

ANNULAR FIBER OPTIC ILLUMINATOR

150 Watt quartz halogen light source with 60mm I.D. annular light guide and connecting adapter. Rheostat controlled intensity. Color temperature 3200°K. UL listed and CSA approved.

Catalog Number: FL152 / 100 (115V)
FL152 / 200 (220/240V)



FL152

ACCESSORIES FOR FL150 SERIES

- FL150/100** Light source for 100/120V, 50/60Hz operation, halogen lamp, 21V 150W, with light-intensity regulation, maximum color temperature 3200°K, with AC fan
- FL150/200** Light source for 220/240V, 50/60Hz operation, halogen lamp, 21V 150W, with light-intensity regulation, maximum color temperature 3200°K, with AC fan
- FL150/05** Dual arm light guide, self supporting, each arm with 5mm (0.20") dia. active fiber optic bundle
- FL150/10** Annular light guide, 60mm (2.36") dia. ring aperture, 9.5mm (0.373") dia. fiber bundle
- FL150/12** Flexible 914.4mm (36") single arm fiber light guide with special end tip to fit EMZ-12, EMZ-12TR, EMZ-12TRD
- FL150/15** Dual arm light guide, each arm with 4.75mm (0.187") diam. fiber optic bundle
- FL150/50** Lens, 28mm F.L. (for use with FL150/05 and FL150/75)
- FL150/65** Annular light guide for use with MS-3
- FL150/70** Spare bulb, 21V 150W (EKE)
- FL150/75** Single arm light guide (20" self-supporting) 0.25" (6.35mm) diameter fiber optic bundle. Require one FL150/50 lens
- FL150/80** Single arm light guide (flexible), 4.75mm (0.187") dia. fiber optic bundle
- FL150/85** Polarizer cap (fits FL150/50)
- FL150/95** Single arm light guide (36" flexible) 0.187" (4.75mm) diameter fiber optic bundle. For use with VM Series video microscopes.
- FL150/FUSE-A** Fuse 3A 5 x 20mm, slow blow (115V)
- FL150/FUSE-B** Fuse 2A 5 x 20mm, slow blow (230V)



MA305

RING FLUORESCENT ILLUMINATOR

Provides 360° of cool white shadow-free illumination. Lightweight, compact, rugged.
 Light Output: 8W
 Color Temperature: 6500K
 Lamp Life: 1500 Hours

Catalog Number: MA305 / 100 (115V) MA305 / 200 (220 / 240V)
Replacement Bulb: MA305 / 05

VERSATILE HALOGEN ILLUMINATOR

Versatile halogen illuminator with prefocused three lens collecting system, detachable articulating arm, with swivel joint. Provides sharply defined spot without color fringes. Rheostat control. Acid and reagent resistant. 6V 20W

Catalog Number: MA264H / 100 (115V) MA264H / 200 (220 / 240V)
Replacement Bulb: MA260 / 05



MA264H

MA264

VERSATILE TUNGSTEN ILLUMINATOR

Versatile tungsten illuminator with prefocused three lens collecting system, detachable articulating arm, with swivel joint. Provides sharply defined spot without color fringes. Rheostat control. Acid and reagent resistant. 6V 18W

Catalog Number: MA264 / 100 (115V) MA264 / 200 (220 / 240V)
Replacement Bulb: MA264 / 05



MA263

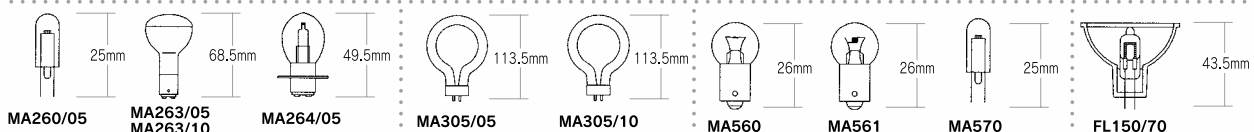
FREE STANDING ILLUMINATOR

High intensity, long life daylight, miniature flood-light bulb. Enclosed in a vented, adjustable lamphouse. Heat absorbing filter is built in. 30W

Catalog Number: MA263 / 100 (115V) MA263 / 200 (220 / 240V)
Replacement Bulb: MA263 / 05 (115V) MA263 / 10 (220 / 240V)

SPARE BULBS

CAT, No	DESCRIPTION	USE FOR
MA260/05	Halogen lamp, 6V 20W	MA260, MA264, MA264EX illuminators
MA263/05	Miniature flood bulb 115V 30W	MA263 Free stand illuminators
MA263/10	Miniature flood bulb 220/ 240V 30W	MA263 Free stand illuminators
MA264/05	Bulb 6.5V 2.75A	MA264 Versatile illuminators
MA305/05	Ring fluorescent tube, Daylight/DL.8W, 6500°K	MA305/100 and MA305/200 Ring fluorescent illuminators
MA305/10	Ring fluorescent tube, Warm White/DL.8W, 3500°K	MA305/100 and MA305/200 Ring fluorescent illuminators
MA560	Bulb 6V 1.2A	Incident light of AB, ABZ, PB stands
MA561	Bulb 6V 1.2A	Transmitted light of AB, ABZ, PB stands
MA570	Halogen lamp, 6V 10W	Incident and Transmitted light of AB, ABZH, PBH stands
MA590	Bulb 115V 15W frosted	PBM stand
FL150/70	Halogen lamp, 21V 150W	FL150 light source for fiber light guide



CAMERAS FOR VIDEO MICROSCOPY

The Meiji Techno CCD color video cameras, high-resolution, single chip cameras offer a large array of features that make them ideal for industrial, medical, educational, or research applications. Durable, compact and lightweight these cameras are a perfect match for use with the EM Series Stereo Microscopes.

COLOR VIDEO CAMERAS

Model: CK3900N or CK3900P

Description: CCD color video camera

CCD: 1 / 2" Interline-Transfer type

Elements: 768(H) x 494(V) NTSC

752(H) x 582(V) PAL

TV System: NTSC or PAL

Lens Mount: "CS" mount

White Balance: 3200°K / 4600°K / 5600°K / ATW

AGC: 0dB~18dB

Shutter: Electronic, 1 / 60 (1/50)~1 / 10,000 second

Power: 12VDC + 10%

Horizontal Resolution: 450 TV lines

S/N: 50 dB

Video Output: VBS ($\gamma=0.45$)

Minimum Sensitivity : 0.3 lux on CCD surface
(AGC on)

External Sync: HD/VD, Composite sync

Power Consumption 4.5W

Storage Temperature: -25°C~40°C

Operating Temperature: 0°C~40°C

Dimensions: 51mm(W) x 43mm(H) x 128mm(L)

Net Weight: 380g



CK3900 Color Video camera mounted on **EMZ-5TR / PKL** stand and connected to color video monitor through **MA151/5N** video "C" mount.

COLOR DIGITAL CAMERA

Model: DK3000

3.0 megapixel, color digital video microscopy camera with high speed USB 2.0 interface, 1/2 format 6.5mm x 4.9mm image sensor with 2048 x 1536 resolution.



DK3000 Color digital camera on **EMZ-5TR / PKL** stand and connected to PC through **MA151/5N** video "C" mount.

VIDEO "C" MOUNTS

A video "C" mount is used to connect the CCD camera to the trinocular tube of the EM Series stereo microscope. Since their introduction CCD video imagers have continually decreased in size. CCD formats of 2 / 3", 1 / 2", 1 / 3", and 1 / 4" are common. The smaller the CCD imager the greater the video magnification. Choosing the correct "C" mount for your application allows you to control the magnification on the video monitor. Meiji Techno offers the following "C" mounts for the EM Series microscopes:



Note: MA151 adapters are designed to be used in conjunction with the existing trinocular tube with the exception of the MA151 / 5N, which replaces the trinocular tube.

The total magnification displayed on a video monitor is determined by the following formula:

Total magnification = Objective magnification x "C" mount magnification x Video magnification

To determine the objective magnification multiply the magnification number found on the zoom control or turret setting times the magnification power of any auxiliary lens being used. The video magnification is determined by dividing the diagonal (mm) measurement of the video monitor by the diagonal (mm) measurement of the CCD video camera chip. Tables of common CCD chip dimensions and video monitor magnifications are listed below.

Common CCD Dimensions

Chip Format	Height	Width	Diagonal
1 / 3"	3.6mm	4.8mm	6mm
1 / 2"	4.8mm	6.4mm	8mm
2 / 3"	6.6mm	8.8mm	11mm

Common Video Magnifications

	9"	12"	13"	19"	20"	27"
1 / 3"	38.1X	50.8X	55.0X	80.4X	84.7X	114.3X
1 / 2"	28.6X	38.1X	41.3X	60.3X	63.5X	85.7X
2 / 3"	20.8X	27.7X	30.0X	43.9X	46.2X	62.3X

Note: Top row denotes monitor screen size measured diagonally
To convert from inches to mm multiply by 25.4

The actual size of a specimen can be determined by dividing the length of the specimen measured on the monitor by the total magnification of the monitor.

PHOTOMICROSCOPY ACCESSORIES

Three parts are required for mounting a 35mm or Digital SLR camera body to the EM Series trinocular microscope bodies:

1. The appropriate T-2 adapter ring for your SLR camera body:

- | | |
|--------------------------------|---|
| T2-1 Cannon | T2-2 Minolta |
| T2-3 Pentax K (bayonet) | T2-4 Pentax S (threaded) |
| T2-5 Nikon | T2-6 Olympus |
| T2-7 Contax, Yashica | T2-8 Konica |
| T2-9 Cannon EOS | T2-10 Minolta Alpha / Maxim 2000 |

The T2 adapter rings connect your camera body to one of the MA150 camera attachments.

2. A photo eyepiece, available in the following magnifications:

- MA512** 2.5X magnification
- MA500** 3.3X magnification (with reticle mount)
- MA508** 5X magnification
- MA986** 1.9X magnification

The photo eyepiece performs the same function as a standard 35mm or Digital SLR camera lens (i.e. focusing the image of the specimen onto the film plane).

3. One of two MA150 series camera attachments:

- MA150 / 50** Straight-tube camera attachment
- MA150 / 60** Camera attachment with built-in focusing eyepiece

Note: The MA150 / 60 is provided with a focusing eyepiece viewfinder for framing and parfocalizing the camera attachment to the microscope.



T2 Adapter Ring



Photo Eyepiece



MA150 / 50



MA150 / 60

DIGITAL CAMERA ADAPTERS

For use with

NIKON Coolpix 950,990,995 and 5000

Olimpus Camedia C-3040Zoom,C-4040Zoom and C-4100

Fuji Finepix S602,4900Z, 6900Z



MA151 / 30 / 50 and optional items of EMZ-8TR and NIKON Coolpix 950



MA 151/30/50



Digital Camera Adapters and Couplers

DIGITAL CAMERA ADAPTERS

DIGITAL CAMERAS MICROSCOPES	NIKON Coolpix 950,990,995	NIKON Coolpix 5000	Olympus Camedia C-3040 Zoom C-4040 Zoom C-4100	Fuji Finepix S602 4900Z, 6900Z
	Cat.No.	Cat.No.	Cat.No.	Cat.No.
Fits a 23.2mm I.D./25.2mm O.D. Eye tube or Photo tube of: EMTR-1, EMTR-2, EMTR-3, EMTR-4, EMZ-2TR, EMZ-5TR, EMZ-5TRD, EMZ-8TR, EMZ-8TRD, EMZ-12TR, EMZ-12TRD,	MA151/30/50 	MA151/30/70 	MA151/30/60 	MA151/30/80
Fits "C" mount thread, 25.4mm diameter MA151/5N, MA151/35/03, MA151/35/04, MA151/35/15/1, MA151/35/20, MA151/35/25, MA151/8TR, MA151/8TR/02, MA151/10	MA151/40/50 	MA151/40/70 	MA151/40/60 	MA151/40/80
Fits a 30.5mm I.D./34.0mm O.D. Eye tube of: EMF-1, EMF-2, EMT-1, EMT-2, EMT-3, EMT-4, EMZ-1, EMZ-2, EMZ-5, EMZ-6, EMZ-9, EMZ-10, EMZ-12, Z-7000,	MA151/45/50 	MA151/45/70 	MA151/45/60 	MA151/45/80

COUPLERS

The MA151/37

Digital camera coupler is used in conjunction with the MA151/30/50, MA151/40/50 and MA151/45/50 digital camera adapter. This coupler allows you to convert the M28 x 0.75 thread of the above adapters to a M37 x 0.75 internal thread.

MA151/43

Digital camera coupler is used in conjunction with the MA151/30/50, MA151/40/50 and MA151/45/50 digital camera adapter. This coupler allows you to convert the M28 x 0.75 thread of the above adapters to a M43 x 0.75 internal thread.

How to use

For photo tube of trinocular head, slip the adapter over the top of the tube and secure it with locking screw.

For eye tube of binocular head, insert the adapter into the eye tube until fully seated and secure the adapter with lock down screw.

For C mount, slip the adapter over the upper part of the C mount adapter and secure it with locking screw.

EMZ Series OPTICAL DATA

Model	Zoom Range	Auxiliary Lens	SWF10X Eyepieces			SWF12.5X Eyepieces			SWF15X Eyepieces			SWF20X Eyepieces			SWF30X Eyepieces			Working Distance (mm)
			Total Magnification	Field Diameter (mm)	Total Magnification	Field Diameter (mm)	Total Magnification	Field Diameter (mm)	Total Magnification	Field Diameter (mm)	Total Magnification	Field Diameter (mm)	Total Magnification	Field Diameter (mm)	Total Magnification	Field Diameter (mm)		
EMZ-2 EMZ-2TR EMZ-5 EMZ-5TR EMZ-9	0.7X-4.5X	None	7X~45X	32.8~5.1	8.75X~56.25X	28.5~4.4	10.5X~67.5X	22~3.4	14X~90X	16.4~2.5	21X~135X	11~1.7	93					
		0.3X	2.1X~13.5X	109~17	2.62X~16.87X	95~14.6	3.15X~20.25X	73~11.4	4.2X~27X	54.7~8.5	6.3X~40.5X	36.6~5.7	251					
		0.44X	3.08X~19.8X	74.5~11.5	3.85X~24.75X	64.7~10	4.62X~29.7X	50~7.7	6.16X~39.6X	37.2~5.9	9.24X~59.4X	25~3.8	171					
		0.5X	3.5X~22.5X	65.7~10.2	4.37X~28.12X	57~8.8	5.25X~33.75X	44~6.8	7X~45X	32.8~5.1	10.5X~67.5X	22~3.4	148					
		0.75X	5.25X~33.75X	43.8~6.8	6.56X~42.18X	38~5.8	7.87X~50.62X	29.3~4.5	10.5X~67.5X	21.9~3.4	15.75X~101.25X	14.6~2.2	97					
		1.5X	10.5X~67.5X	21.9~3.4	13.12X~84.37X	19~2.9	15.75X~101.25X	14.6~2.2	21X~135X	10.9~1.7	31.5X~202.5X	7.3~1.1	49					
2.0X	14X~90X	16.4~2.5	17.5X~112.5X	14.2~2.2	21X~135X	11~1.7	28X~180X	8.2~1.2	42X~270X	5.5~0.8	33							
EMZ-10 Z-7100	0.7X-4.5X	None	7X~45X	32.8~5.1	8.75X~56.25X	28.5~4.4	10.5X~67.5X	22~3.4	14X~90X	16.4~2.6	21X~135X	11~1.7	110					
		0.3X	2.1X~13.5X	109~17	2.62X~16.87X	95~14.6	3.15X~20.25X	73~11.3	4.2X~27X	54.6~8.6	6.3X~40.5X	36.6~5.7	326					
		0.44X	3.08X~19.8X	74.5~11.5	3.85X~24.75X	64.7~10	4.62X~29.7X	50~7.7	6.16X~39.6X	37.2~5.9	9.24X~59.4X	25~3.8	247					
		0.5X	3.5X~22.5X	65.6~10.2	4.37X~28.12X	57~8.8	5.25X~33.75X	44~6.8	7X~45X	32.8~5.1	10.5X~67.5X	22~3.4	194					
		0.75X	5.25X~33.75X	43.8~6.8	6.56X~42.18X	38~5.8	7.87X~50.62X	29.3~4.5	10.5X~67.5X	21.8~3.4	15.75X~101.25X	14.6~2.2	127					
		1.5X	10.5X~67.5X	21.8~3.4	13.12X~84.37X	19~2.9	15.75X~101.25X	14.6~2.2	21X~135X	10.9~1.7	31.5X~202.5X	7.3~1.1	64					
2.0X	14X~90X	16.4~2.5	17.5X~112.5X	14.2~2.2	21X~135X	11~1.7	28X~180X	8.2~1.2	42X~270X	5.5~0.8	44							
EMZ-8TR	0.7X-4.5X	None	7X~45X	32.8~5.1	8.75X~56.25X	28.5~4.4	10.5X~67.5X	22~3.4	14X~90X	16.4~2.6	21X~135X	11~1.7	104					
		0.35X	2.45X~15.75X	93.7~14.5	3.06X~19.68X	81.4~12.5	3.67X~23.62X	62.8~9.7	4.9X~31.5X	46.8~7.4	7.35X~47.25X	31.4~4.8	250					
		0.5X	3.5X~22.5X	65.6~10.2	4.37X~28.12X	57~8.8	5.25X~33.75X	44~6.8	7X~45X	32.8~5.1	10.5X~67.5X	22~3.4	174					
		1.5X	10.5X~67.5X	21.8~3.4	13.12X~84.37X	19~2.9	15.75X~101.25X	14.6~2.2	21X~135X	10.9~1.7	31.5X~202.5X	7.3~1.1	57					
EMZ-12 EMZ-12TR	0.4X-2.5X	None	4X~2.5X	57~9.2	5X~31.2X	50~8	6X~37.5X	38.5~6.1	8X~50X	28.7~4.6	12X~75X	19.2~3	185					
		0.7X	2.8X~17.5X	82.1~13.1	3.5X~21.8X	71.4~11.4	4.2X~26.2X	55~8.8	5.6X~35X	41~6.5	8.4X~46.2X	27.5~4.4	233					
EMZ-13 EMZ-13TR	1.0X-7.0X	None	10X~70X	23.0~3.20	12.5X~87.5X	17.6~2.51	15X~105X	14.66~2.09	20X~140X	11.0~1.57	30X~210X	7.33~1.04	90					
		0.3X	3X~21X	73.33~10.47	3.75X~26.25X	58.6~8.38	4.5X~31.5X	48.88~6.98	6.0X~42.0X	36.6~5.23	9.0X~63.0X	24.44~3.49	230					
		0.44X	4.4X~30.8X	50.0~7.13	5.5X~38.5X	40.0~4.5	6.6X~46.2X	33.1~4.5	8.8X~61.6X	25.0~3.5	13.2X~92.4X	16.5~2.3	167					
		0.5X	5X~35X	44.0~6.28	6.25X~43.75X	35.2~5.02	7.5X~52.5X	29.3~4.19	10.0X~70.0X	22.0~3.14	15.0X~105.0X	14.6~2.09	139					
		0.75X	7.5X~52.5X	29.3~4.19	9.37X~65.62X	23.47~3.35	11.25X~78.75X	19.55~2.79	15.0X~105.0X	14.66~2.09	22.5X~157.5X	9.77~1.39	92					
		1.5X	15.0X~105.0X	14.6~2.09	18.75X~131.25X	11.73~1.67	22.5X~157.5X	9.77~1.39	30.0X~210.0X	7.33~1.04	45.0X~315.0X	4.88~0.69	48					
2.0X	20.0X~140.0X	11.0~1.57	25.0X~175.0X	8.8~1.25	30.0X~210.0X	7.33~1.04	40.0X~280.0X	5.50~0.78	60.0X~420.0X	3.66~0.52	32							

EMF - EMT - EMTR - EMX OPTICAL DATA

Model	Objectives	Auxiliary Lens	SWF10X Eyepieces			SWF12.5X Eyepieces			SWF15X Eyepieces			SWF20X Eyepieces			SWF30X Eyepieces			Working Distance (mm)
			Total Magnification	Field Diameter (mm)	Total Magnification	Field Diameter (mm)	Total Magnification	Field Diameter (mm)	Total Magnification	Field Diameter (mm)	Total Magnification	Field Diameter (mm)	Total Magnification	Field Diameter (mm)	Total Magnification	Field Diameter (mm)		
EMF-1	1X	None	10X	23	12.5X	20	15X	15.4	20X	11.5	30X	7.7	108					
EMF-2	2X	None	20X	11.5	25X	10	30X	7.7	40X	5.7	60X	3.8	108					
EMT-1	1X, 2X	None	10X, 20X	23.0, 11.5	12.5X, 25X	20.0, 10.0	15X, 30X	15.3, 7.7	20X, 40X	11.5, 5.8	30X, 60X	7.6, 3.8	108					
EMTR-1		None	10X, 20X	23.0, 11.5	12.5X, 25X	20.0, 10.0	15X, 30X	15.3, 7.7	20X, 40X	11.5, 5.8	30X, 60X	7.6, 3.8	108					
EMT-2	1X, 3X	None	10X, 30X	23.0, 7.6	12.5X, 37.5X	20.0, 6.6	15X, 45X	15.4, 5.1	20X, 60X	11.5, 3.8	30X, 90X	7.7, 2.5	81					
EMTR-2		0.5X	5X, 15X	46.0, 15.3	6.25X, 18.75X	40.0, 13.0	7.5X, 22.5X	30.8, 10.2	10X, 30X	23.0, 7.6	15X, 45X	15.4, 5.1	108					
		0.75X	7.5X, 22.5X	30.6, 10.22	9.37X, 28.12X	26.6, 8.8	11.25X, 33.75X	20.5, 6.8	15X, 45X	15.3, 5.1	22.5X, 67.5X	10.2, 3.4	72					
		1.5X	15X, 45X	15.3, 5.1	18.75X, 56.25X	13.3, 4.4	22.5X, 67.5X	10.2, 3.4	30X, 90X	7.6, 2.5	45X, 135X	5.1, 1.7	35					
		2.0X	20X, 60X	11.5, 3.8	25X, 75X	10.0, 3.3	30X, 90X	7.7, 2.5	40X, 120X	5.7, 1.9	60X, 180X	3.8, 1.2	21					
EMT-3	2X, 4X	None	20X, 40X	11.5, 5.7	25X, 50X	10.0, 5.0	30X, 60X	7.7, 3.8	40X, 80X	5.7, 2.8	60X, 120X	3.8, 1.9	63					
EMTR-3		0.5X	10X, 20X	23.0, 11.5	12.5X, 25X	20.0, 10.0	15X, 30X	15.3, 7.6	20X, 40X	11.5, 5.7	30X, 60X	7.6, 3.8	108					
		0.75X	15X, 30X	15.3, 7.6	18.75X, 37.5X	13.3, 6.6	22.5X, 45X	10.2, 5.1	30X, 60X	7.6, 3.8	45X, 90X	5.1, 2.5	72					
		1.5X	30X, 60X	7.7, 3.8	37.5X, 75X	6.6, 3.3	45X, 90X	5.1, 2.5	60X, 120X	3.8, 1.9	90X, 180X	2.5, 1.2	35					
		2.0X	40X, 80X	5.7, 2.8	50X, 100X	5.0, 2.5	60X, 120X	3.8, 1.9	80X, 160X	2.8, 1.4	120X, 240X	1.9, 0.9	22					
EMT-4	1X, 4X	None	10X, 40X	23.0, 5.7	12.5X, 50X	20.0, 5.1	15X, 65X	15.4, 3.8	20X, 80X	11.5, 2.8	30X, 120X	7.7, 1.9	63					
EMTR-4		0.5X	5X, 20X	46.0, 11.5	6.25X, 25X	38, 9.6	7.5X, 30X	30.8, 7.7	10X, 40X	23.0, 5.7	15X, 60X	15.4, 3.8	108					
		0.75X	7.5X, 30X	30.6, 7.6	9.37X, 37.5X	25.5, 6.5	11.25X, 45X	20.53, 5.1	15X, 60X	15.3, 3.8	22.5X, 90X	10.2, 2.5	72					
		1.5X	15X, 60X	15.3, 3.8	18.75X, 75X	13.1, 3.2	22.5X, 90X	10.2, 2.5	30X, 120X	7.6, 1.9	45X, 180X	5.1, 1.2	35					
		2.0X	20X, 80X	11.5, 2.8	25X, 100X	10.2, 2.3	30X, 120X	7.6, 1.9	40X, 160X	5.7, 1.4	60X, 240X	3.8, 0.9	22					
EMX-1	0.5X, 1.0X	None	5X, 10X	46, 23	6.25X, 12.5X	40.0, 20.0	7.5X, 15X	30.6, 15.3	10X, 20X	23.0, 11.5	15X, 30X	15.3, 7.6	225					
		0.7X	3.5X, 7X	69, 34	4.37X, 8.75X	61, 30	5.25X, 10.5X	48.5, 24	7X, 14X	35, 17.1	10.5X, 21X	22, 11	300					

EM Series SYSTEM DIAGRAM PART 1

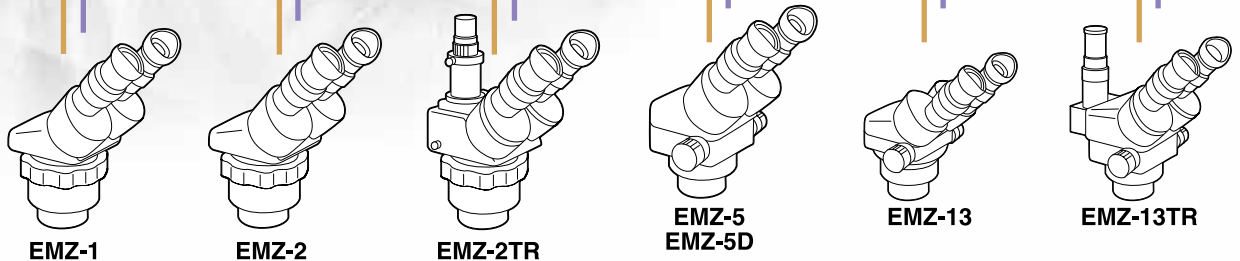
ZOOM MODELS

Photo/Video attachments are show in Part 4, 5 (Page 41).

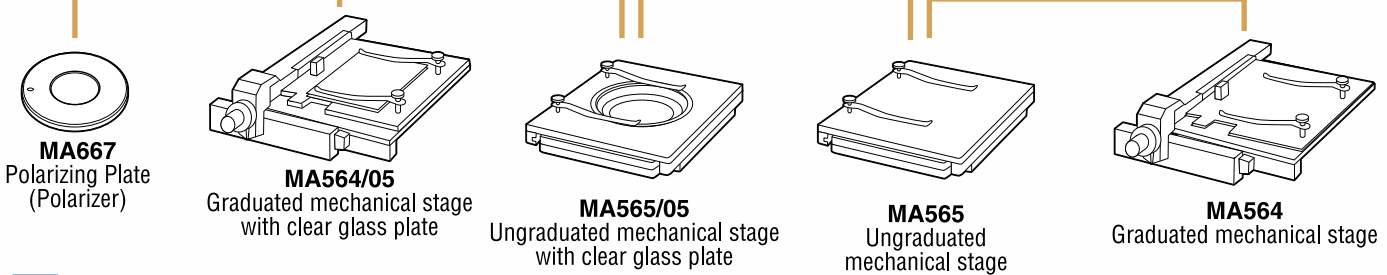
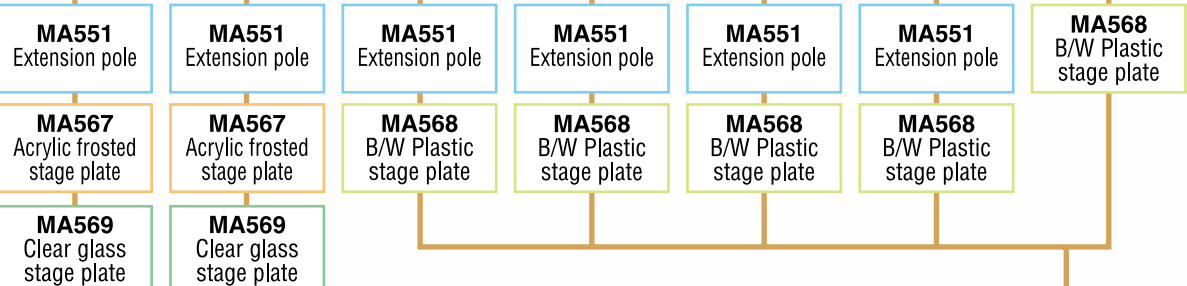
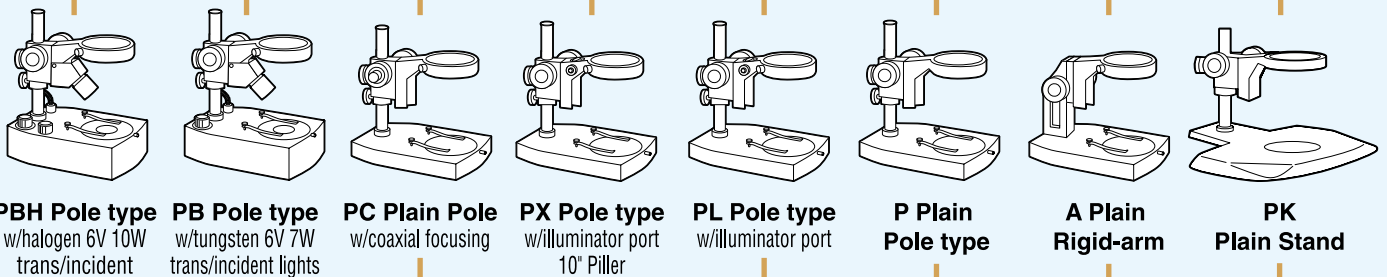


Auxiliary lenses

MA530 0.3X	MA525 0.44X	MA517 0.5X	MA526 0.75X	MA507 1.5X	MA511 2.0X
----------------------	-----------------------	----------------------	-----------------------	----------------------	----------------------



STAND



EYEPIECES, Paired

MA501
SWF5X

MA502
SWF10X

MA520
SWF12.5X

MA503
SWF15X

MA535
HSWF15X

MA504
SWF20X

MA521
SWF30X

MA519*
SWF10X-F
*(Piece)

MA600
EYESHIELD

Auxiliary lenses

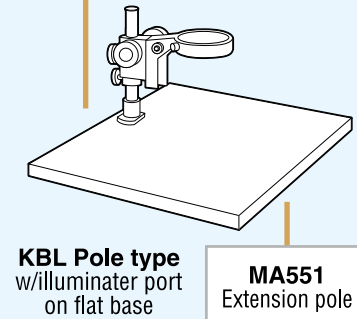
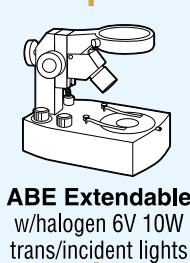
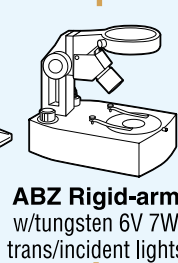
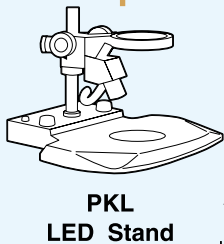
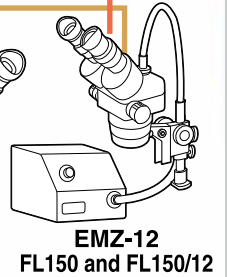
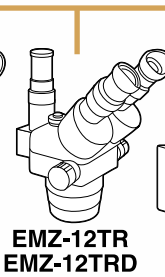
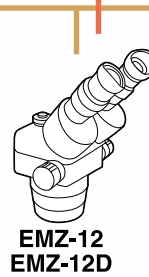
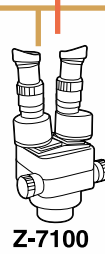
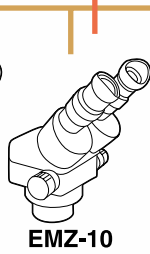
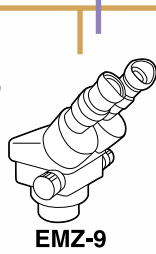
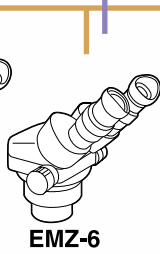
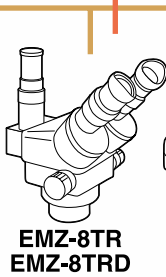
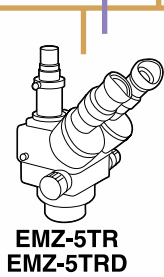
MA791 0.28X
MA792 0.35X
MA794 0.5X
MA795 1.5X

Auxiliary lenses

MA545 0.3X
MA558 0.44X
MA546 0.5X
MA547 0.75X
MA548 1.5X
MA549 2.0X

Auxiliary lenses

MA652 0.7X
MA796 0.57X



MA551
Extension pole

MA567
Acrylic frosted
stage plate

MA567
Acrylic frosted
stage plate

MA567
Acrylic frosted
stage plate

MA551
Extension pole

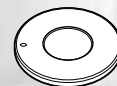
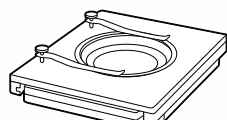
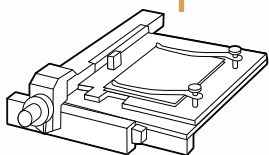
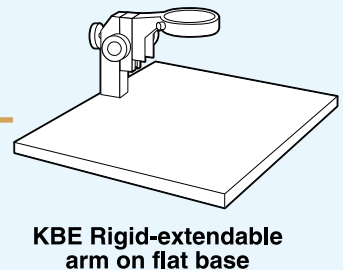
MA569
Clear glass
stage plate

MA569
Clear glass
stage plate

MA569
Clear glass
stage plate

MA567
Acrylic frosted
stage plate

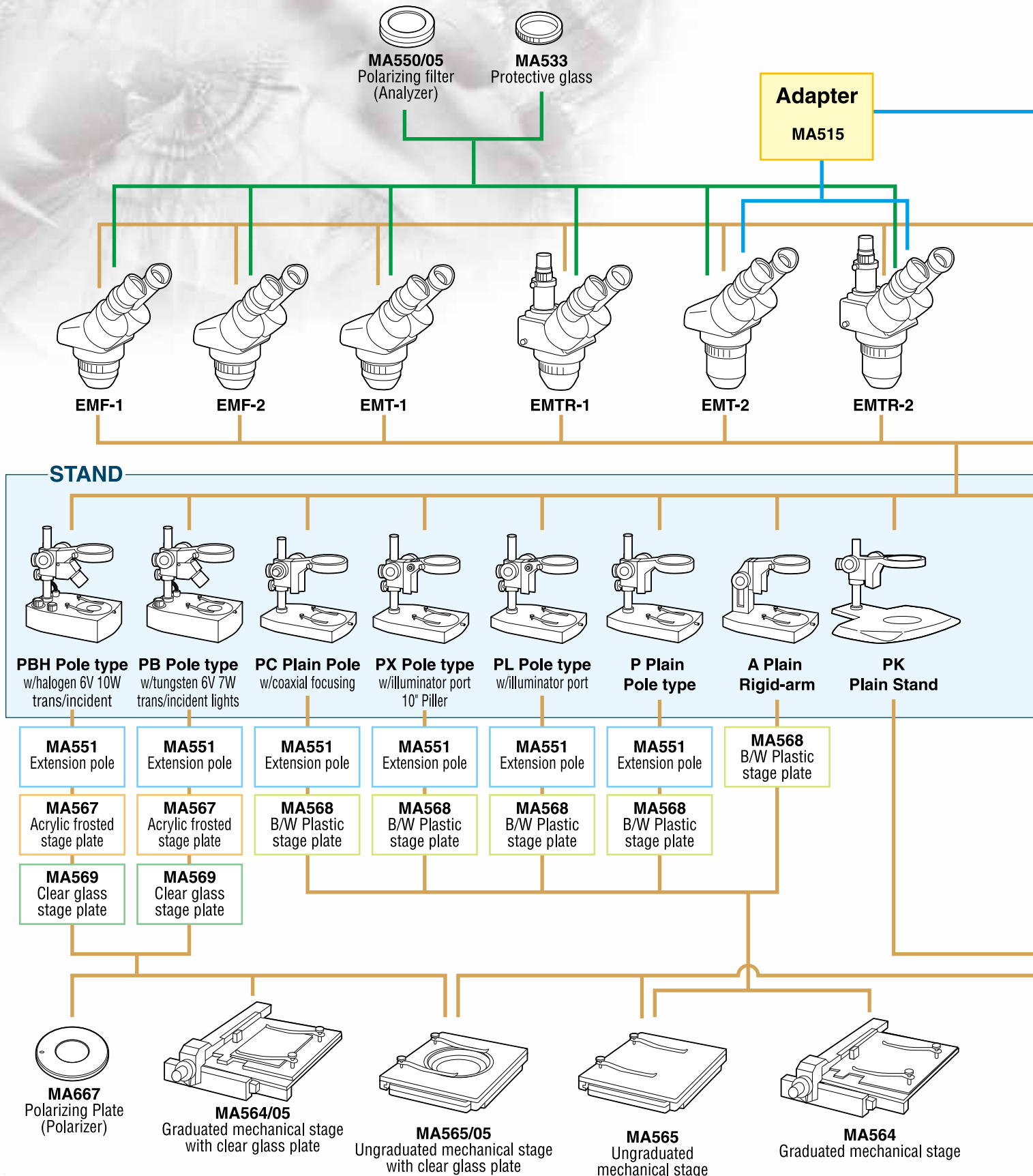
MA569
Clear glass
stage plate



EM Series SYSTEM DIAGRAM PART 2

EMF, EMT, EMTR, EMX

Photo/Video attachments are show in Part 4, 5 (Page 41).



EYEPIECES, Paired

MA501 SWF5X MA502 SWF10X MA520 SWF12.5X MA503 SWF15X MA535 HSWF15X MA504 SWF20X MA521 SWF30X MA519* SWF10X-F *(Piece) MA600 EYESHIELD

Auxiliary lenses

MA518 0.5X MA527 0.75X MA513 1.5X MA514 2.0X

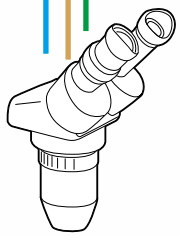
MA550/10
Polarizing filter
(Analyzer)

MA537
Protective glass

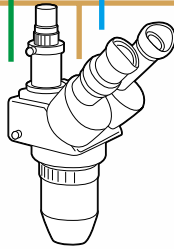
Auxiliary lens

MA658
Protective glass

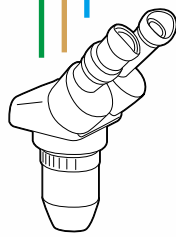
MA652
0.7X



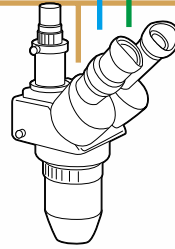
EMT-3




EMTR-3



EMT-4

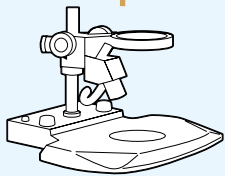


EMTR-4

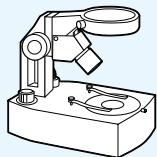


EMX*

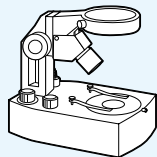
*Need to use PX stand or Pole type stand with MA551 Extension pole.



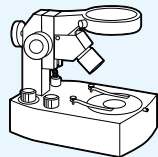
PKL
LED Stand



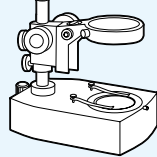
ABZ Rigid-arm
w/tungsten 6V 7W
trans/incident lights



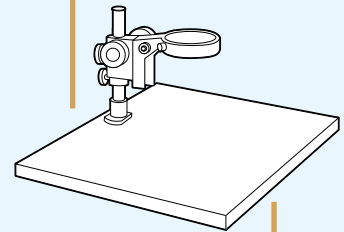
ABZH Rigid-arm
w/halogen 6V 10W
trans/incident lights



ABE Extendable
w/halogen 6V 10W
trans/incident lights



BX Stand
w/mirror for B/D
(light not included)



KBL Pole type
w/illuminator port
on flat base

MA551
Extension pole

MA567
Acrylic frosted
stage plate

MA567
Acrylic frosted
stage plate

MA567
Acrylic frosted
stage plate

MA551
Extension pole

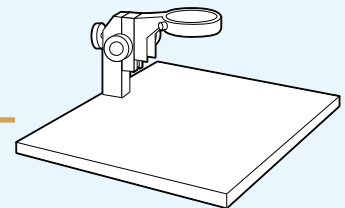
MA569
Clear glass
stage plate

MA569
Clear glass
stage plate

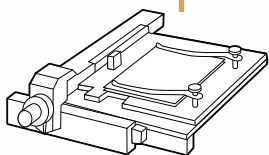
MA569
Clear glass
stage plate

MA567
Acrylic frosted
stage plate

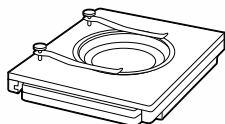
MA569
Clear glass
stage plate



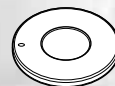
KBE Rigid-extendable
arm on flat base



MA564/05
Graduated mechanical stage
with clear glass plate



MA565/05
Ungraduated mechanical stage
with clear glass plate



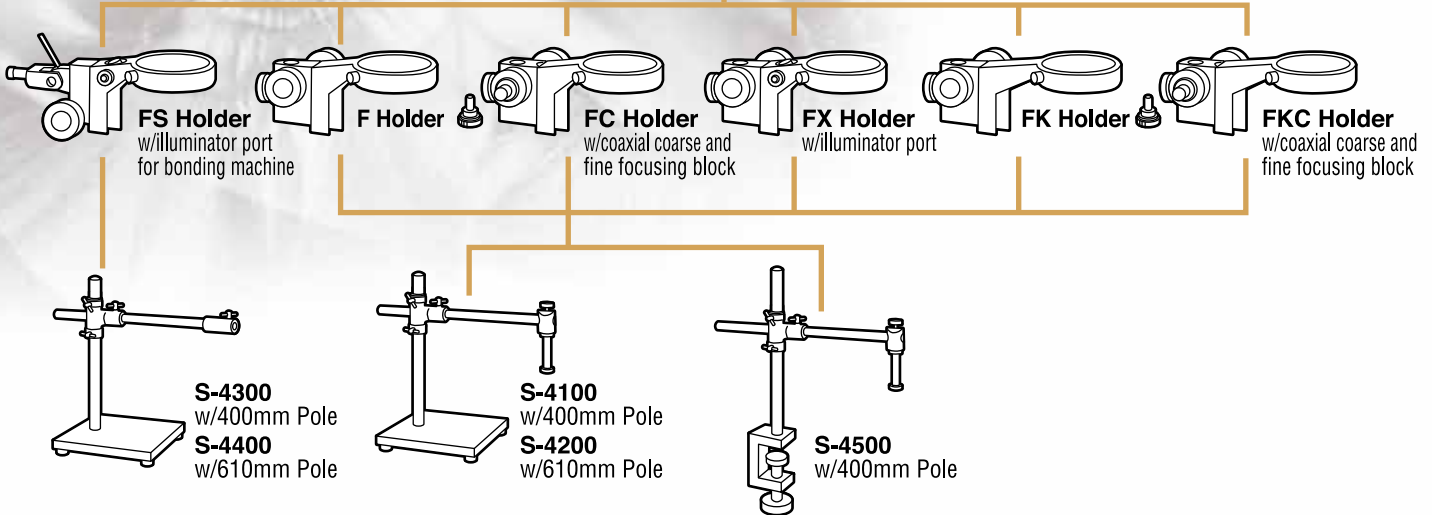
MA667
Polarizing Plate
(Polarizer)

SPECIAL STANDS

ZOOM HEADS

EMZ-1, EMZ-2, EMZ-5, EMZ-5D, EMZ-6, EMZ-9, EMZ-10, Z-7100, EMZ-2TR, EMZ-5TR, EMZ-5TRD, EMZ-8TR, EMZ-8TRD, EMZ-8U, EMZ-8UD, EMZ-8TRU, EMZ-12, EMZ-12D, EMZ-12TR, EMZ-12TRD, EMZ-13, EMZ-13TR

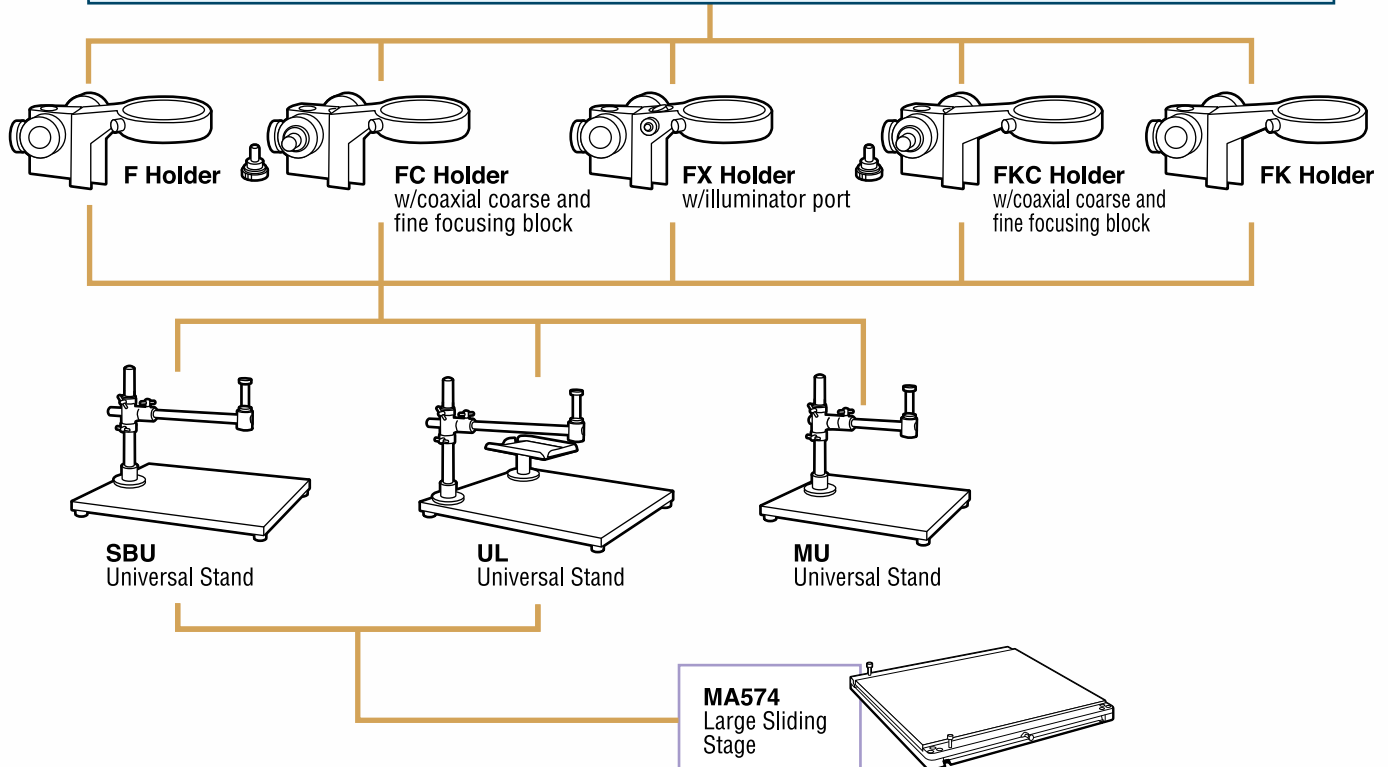
EMF, EMT VIEWING HEADS: EMF-1, EMF-2, EMT-1, EMT-2, EMT-3, EMT-4, EMTR-1, EMTR-2, EMTR-3, EMTR-4,



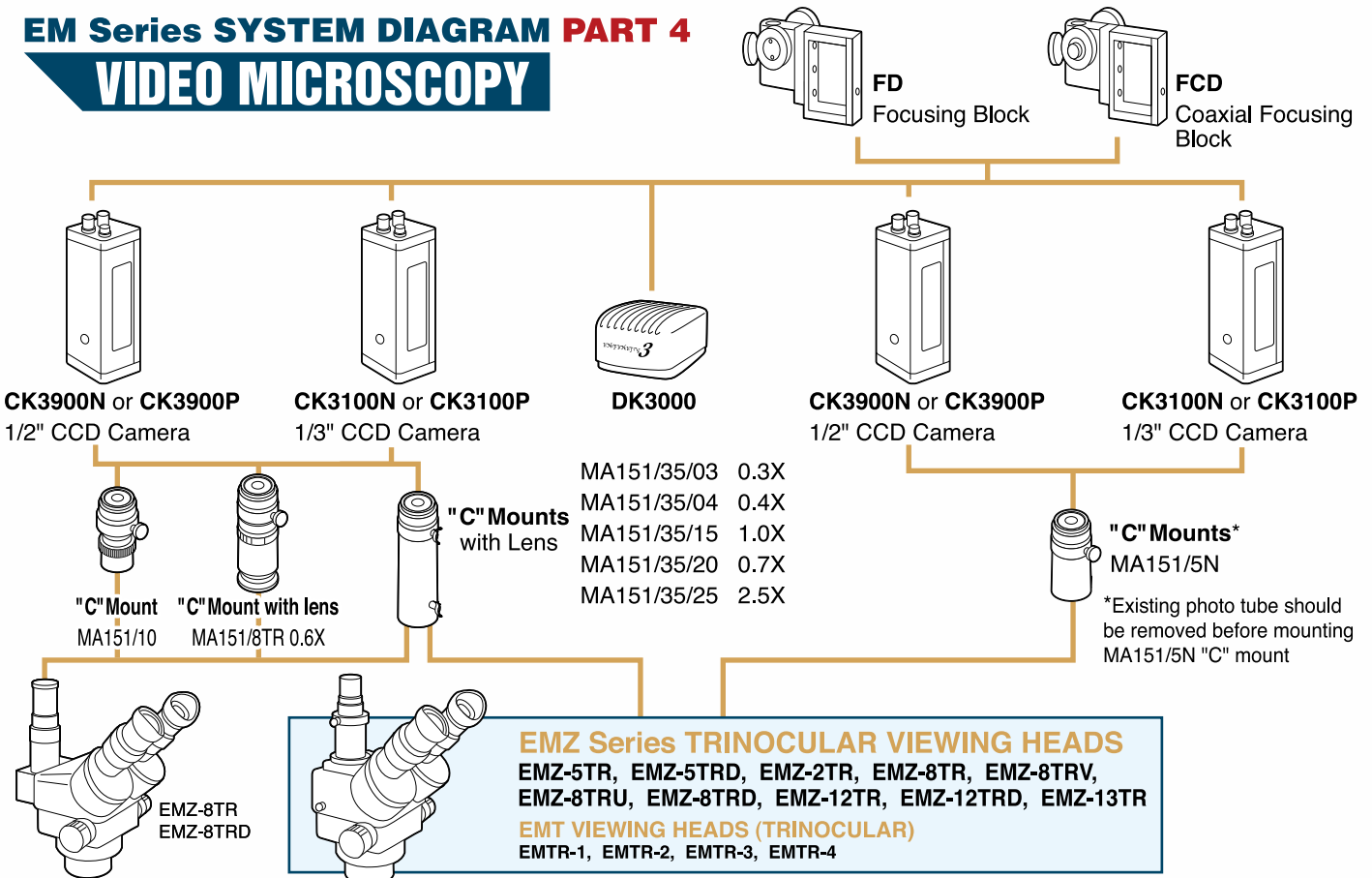
ZOOM HEADS

EMZ-1, EMZ-2, EMZ-5, EMZ-5D, EMZ-6, EMZ-9, EMZ-10, Z-7100, EMZ-2TR, EMZ-5TR, EMZ-5TRD, EMZ-8TR, EMZ-8TRD, EMZ-8u, EMZ-8UD, EMZ-8TRU, EMZ-12, EMZ-12D, EMZ-12TR, EMZ-12TRD, EMZ-13, EMZ-13TR

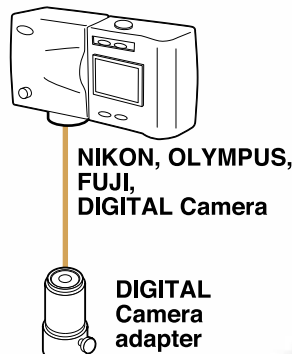
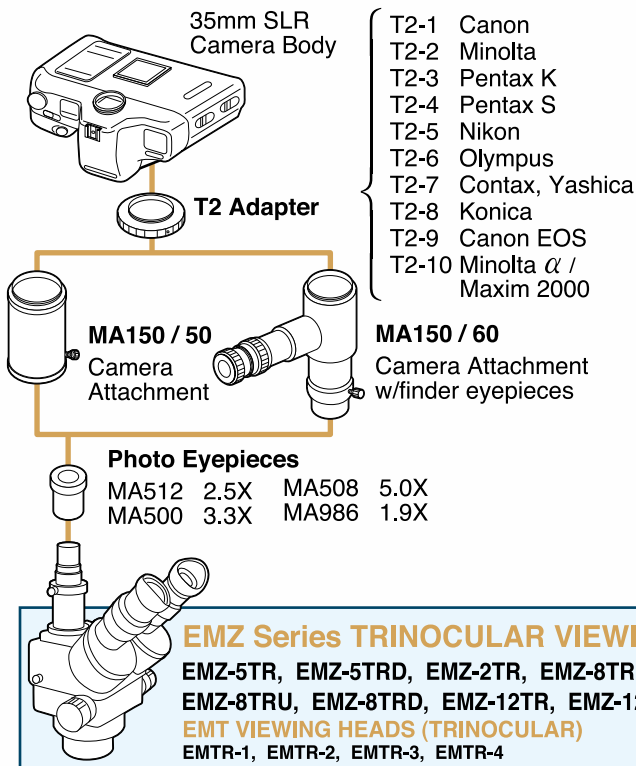
EMF, EMT VIEWING HEADS: EMF-1, EMF-2, EMT-1, EMT-2, EMT-3, EMT-4, EMTR-1, EMTR-2, EMTR-3, EMTR-4,



EM Series SYSTEM DIAGRAM PART 4 VIDEO MICROSCOPY



EM Series SYSTEM DIAGRAM PART 5 PHOTO MICROSCOPY



DIGITAL CAMERAS	MICROSCOPES	
	Fits a 23.2mm I.D./25.2mm O.D. Eye tube or EMZ-TR ZOOM TRINOCULAR HEADS: EMZ-2TR, EMZ-5TR, EMZ-5TRD, EMZ-8TR, EMZ-8TRD, EMZ-12TR, EMZ-12TRD EMTR HEADS: EMTR-1, EMTR-2, EMTR-3, EMTR-4	Fits a 30.5mm I.D./34.0mm O.D. Eye tube of: EMZ ZOOM HEADS: EMZ-1, EMZ-2, EMZ-5, EMZ-6, EMZ-9, EMZ-10, EMZ-12, Z-7000 EMT, EMF HEADS: EMF-1, EMF-2, EMT-1, EMT-2, EMT-3, EMT-4,
NIKON Coolpix 950, 990, 995	MA151/30/50	MA151/45/50
NIKON Coolpix 5000	MA151/30/70	MA151/45/70
Olympus Camedia C-3040 Zoom, C-4040 Zoom, C-3100	MA151/30/60	MA151/45/60
Fuji Finepix S602, 4900Z, 6900Z	MA151/30/80	MA151/45/80

EMZ ZOOM Series BINOCULAR HEADS
 EMZ-1, EMZ-2, EMZ-5
 EMZ-8V, EMZ-8U
 EMZ-12, EMZ-13



MEIJI TECHNO CO.,LTD.

322-1,Chikumazawa, Miyoshi-machi, Iruma-gun
Saitama 354-0043, Japan

Tel : (0)49-259-0111 Fax : (0)49-259-0113

E-mail : meiji@meijitechno.co.jp

<http://www.meijitechno.co.jp>

MEIJI TECHNO AMERICA

5895 Rue Ferrari, San Jose, CA 95138, U.S.A.

Tel : (408) 226-3454 Fax : (408) 226-0900

Toll free : (800) 832-0060

E-mail : info@meijitechno.com

<http://www.meijitechno.com>



Specifications and design subject to change without notice for improvements

'13. 02. 336. 10,000 V6 Printed in Japan