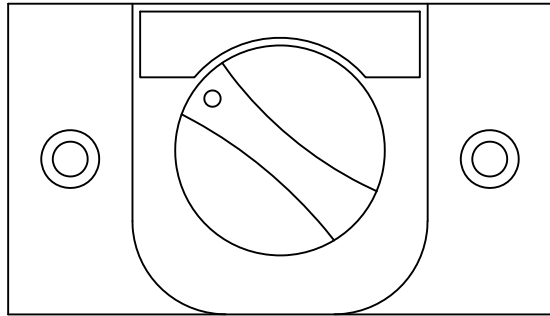
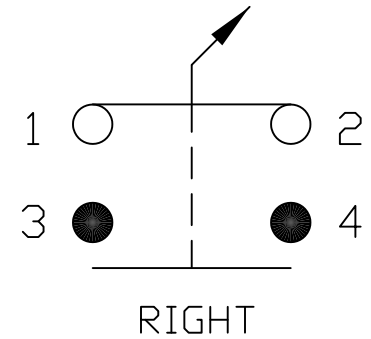
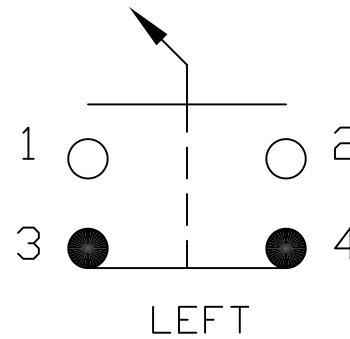
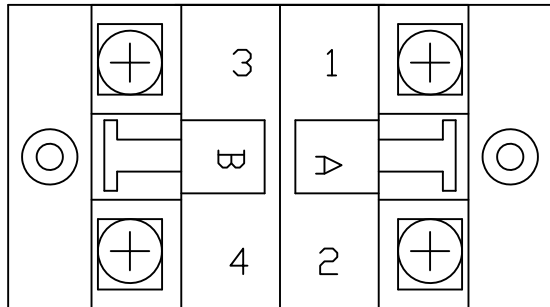


TOP



BOTTOM



**NOTES:**

1. SHIPPED WITH SELECTOR SWITCH LEGEND SHEET
2. PARTS KITTED IN POLYBAG, P/N ON BAG
3. MTBF 500,000 CYCLES
4. 5A @ 120 OR 250VAC MAX, 2A @ 24VDC, .4A @ 120VDC
5. MAINTAINED

REV	REVISION DESCRIPTION	DATE	BY	CHKD	ECN NO.
A	INITIAL DESIGN	10/14/19	FWK		

**TOLERANCES**  
 FRAC. ± 1/64  
 .X ± .015  
 .XX ± .010  
 .XXX ± .005  
 ANGLES ± 1°  
 UNLESS OTHERWISE SPECIFIED  
**DO NOT SCALE**  
 B SIZE

DWG. APPROVALS	DATE	REV.

DRAWN FWK 10/14/19  
 CHK'D \_\_\_\_\_



**ERICSON**  
**SAFETY IS OUR STANDARD**

ERICSON MANUFACTURING COMPANY  
 1-800-ERICSON • www.ericson.com

DWG. TITLE		
5500 SERIES PENDANTS SWITCH, SELECTOR, 2 POSITION FORM A & B BLOCKS (1 NC & 1 NO)		
SCALE NTS	PROJ NO. --/--	SHEET 1 OF 1
DWG. UNIT NO. 55S20		REV A