



Q-CRANK  
 HAND CRANK TABLE BASE

- Height Adjustment Range: 17.7"
 - LOW: 24.8" | HIGH: 42.5"
- Adjustment Speed: 1" per 2 cranks
- Lifting Capacity: 220 lbs
- Adjustable Cross Channels

● **SILVER (-SLV)**

Q CRANK 2 LEG ORDERING GUIDE				
	DIMENSIONS		BASE PART #	SURFACE PART #
	W	D		
RECTANGLE	36	24	Q CRANK-24S-SLV	2R3624_ _
	42	24	Q CRANK-24S-SLV	2R4224_ _
	48	24	Q CRANK-24S-SLV	2R4824_ _
	60	24	Q CRANK-24L-SLV	2R6024_ _
	72	24	Q CRANK-24L-SLV	2R7224_ _
	36	30	Q CRANK-30S-SLV	2R3630_ _
	42	30	Q CRANK-30S-SLV	2R4230_ _
	48	30	Q CRANK-30S-SLV	2R4830_ _
	60	30	Q CRANK-30L-SLV	2R6030_ _
PEN	72	30	Q CRANK-30L-SLV	2R7230_ _
	60	30	Q CRANK-30L-SLV	P6030_ _
	72	30	Q CRANK-30L-SLV	P7230_ _

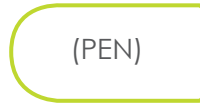
WORK SURFACES ARE NOT SOLD SEPARATELY. SEE LAMINATE GUIDE FOR DETAILS.

AVAILABLE 2 LEG WORK SURFACES

WORK SURFACES ARE NOT SOLD SEPARATELY. SEE LAMINATE GUIDE FOR DETAILS.



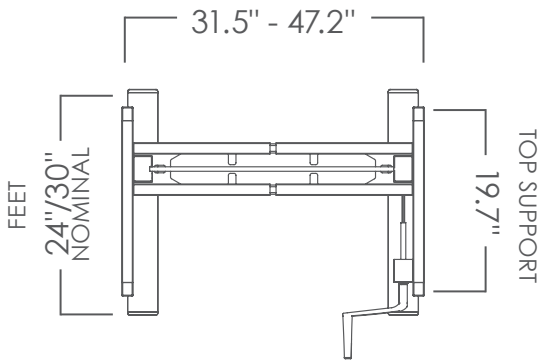
RECTANGLE



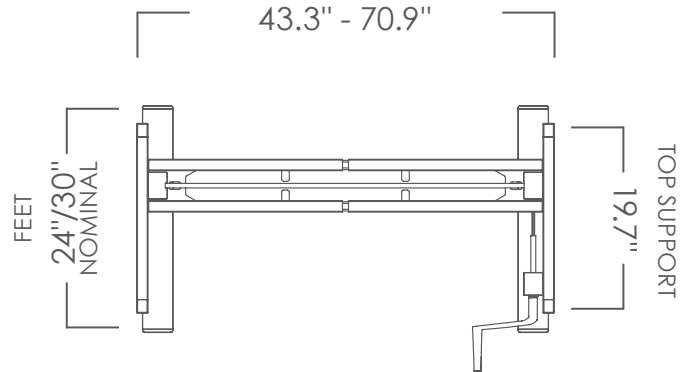
(PEN)

PENINSULA

Q CRANK-24S & Q CRANK-30S WIDTH ADJUSTS FROM



Q CRANK-24L & Q CRANK-30L WIDTH ADJUSTS FROM



CASTERS

Set of 4 casters for Q-CRANK 2 leg

- Increases height by 2"

PART #	LIST PRICE
CASTER-SP2	4 CASTERS



205 Westwood Ave, Long Branch, NJ 07740
Phone: 866-94 BOARDS (26273) / (732)-222-1511
Fax: (732)-222-7088 | E-mail: sales@touchboards.com

Q CRANK 2 LEG ORDERING GUIDE				
	DIMENSIONS		BASE PART #	SURFACE PART #
	W	D		
RECTANGLE	36	24	Q CRANK-24S-SLV	2R3624__
	42	24	Q CRANK-24S-SLV	2R4224__
	48	24	Q CRANK-24S-SLV	2R4824__
	60	24	Q CRANK-24L-SLV	2R6024__
	72	24	Q CRANK-24L-SLV	2R7224__
	36	30	Q CRANK-30S-SLV	2R3630__
	42	30	Q CRANK-30S-SLV	2R4230__
	48	30	Q CRANK-30S-SLV	2R4830__
	60	30	Q CRANK-30L-SLV	2R6030__
PEN	72	30	Q CRANK-30L-SLV	2R7230__
	60	30	Q CRANK-30L-SLV	P6030__
	72	30	Q CRANK-30L-SLV	P7230__

WORK SURFACES ARE NOT SOLD SEPARATELY. SEE LAMINATE GUIDE FOR DETAILS.