

EIKI

EK-836DU

WUXGA Large Class 1 chip DLP Laser Projector



High Brightness, Vivid Color and High Performance, Maintenance-free Laser Projector

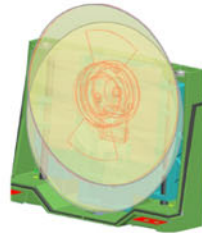
High brightness

EK-836DU high brightness of 16,000lm enables realistic image reproduction, even in a bright projection environment.



Vivid Color

To achieve increased color enhancement, a unique color wheel system was adopted. It provides High Brightness and Vivid Color images according to the various environments and applications without changing the color wheel. High Brightness and Vivid Color modes can be selected easily with one click in the on-screen menu.



Color Wheel

Longer Life Projector with High Quality Endurance

These three features ensure long-term operation.

1. Mercury-free laser light source illuminates brightly up to 20,000 hours.
2. Durable multi heat dissipation cooling function achieves efficient operation.
3. The Color Wheel adopts high temperature sintering processed ceramic.

Sealed Optical Engine design (IP6X)

No filters are necessary thanks to sealed optical engine design which is classified with IP6X rating.

It offers virtually maintenance-free operation (ability to operate 24/7).

Recommended Applications & Place of Installations



- Auditoriums
- Large Conference Rooms
- Exhibitions / Events
- Museums / Galleries
- Theaters / Halls
- Houses of Worship
- Signage

16,000 Lumens*

WUXGA

(1920 x 1200)

At 16,000 lumens, the EK-836DU is Eiki's highest brightness laser projector to date.

This model employs a unique dual-track color wheel system which offers both high-brightness and wide color gamut.

Special features offer increased durability, providing virtually maintenance-free operation, reducing total cost of operation.

- Laser light source illuminates brightly up to 20,000 hours.
- Durable multi heat dissipation cooling function
- Color wheel made by high temperature ceramic sintering process
- Filter-less sealed optical engine design (IP6X)

These features allow the EK-836DU to be operated 24/7.

Flexible installation capability and 6 Japanese-made optional lenses enable installation in various places.

Key Features

- 20,000hrs Light Source Life
- 100,000 : 1 Contrast ratio
- Flexible installation
 - 360° free orientation
 - Portrait Projection
 - Lens Shift
 - V: +60% H: +/- 10% (AH-AC21020)
 - Keystone Correction
 - V: +/- 30 degrees
 - H: +/- 30 degrees,
 - 4-Corner
- 6 Option Lenses
- Sealed Optical Engine design IP6X without filters
- Lens Memory (Shift / Zoom / Focus)



* Center Lumens

EK-836DU

WUXGA Large Class 1 Chip DLP Laser Projector



Specifications

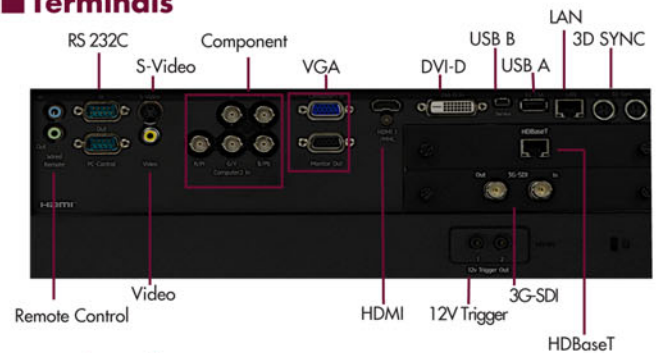
Model (EAN)	EK-836DU (457119467 970 0)	
Display Type	0.67" 1chip DMD	
Resolution	WUXGA (1920 x 1200)	
Aspect Ratio	16:10	
Brightness	16,000 lm*	
Contrast Ratio	100,000:1	
Projection Light Source	Laser (Blue) + Phosphor	
Light Source Life	20,000 hours	
Image Diagonal	Depends on lens (See below table)	
Lens (F Value / Focal length)	Depends on lens (See below table)	
Zoom / Focus Adjustment	Motorized	
Zoom Ratio	Depends on lens (See below table)	
Throw Distance	Depends on lens (See below table)	
Throw Ratio	Depends on lens (See below table)	
Lens Shift (Motorized)	V: +60%, H: +/-10% (AH-AC21020)	
Keystone Correction	V: +/-30 degrees, H: +/-30 degrees 4-Corner	
Projection Elevation Adjustment	Up to 5 degrees	
Scanning Frequency	H Sync: 15.73- 91.14 kHz V Sync: 23.98 - 119.85 Hz	
Dot Clock	162 MHz	
Input Signals - Computer	WUXGA (1920 x 1200) -VGA (640 x 480)	
Input Signals - Video	1080 i/p, 720 p, 576 i/p, 480 i/p	
Terminal	3G-SDI	BNC x 2 (IN / OUT)
	HDBaseT	RJ45 x 1
	HDMI	HDMI x 1 (Ver 1.4)
	DVI-D	DVI-D x 1
	VGA	D-Sub 15 x 2 (IN / OUT)
	RGBHV/ Component	5 BNC x 1
	S-Video	Mini Din 4 Pin x 1
	Video	RCA (Yellow) x 1
	USB	USB Type A x 1 (Power Out)
	USB	USB Type B x 1 (Service)
	LAN	RJ45 x 1
	RS-232C	D-sub 9 x 2 (IN / OUT)
	3D Sync	MINI DIN 3 pin x 2 (IN / OUT)
	Remote Control	3.5mm Mini Jack x 2 (IN / OUT)
12V Out	3.5mm Mini Jack x 2 (Max 0.5A)	
Fan Noise (Eco / Normal)	39 dB / 43 dB	
Dimensions (W x H x D)	21.6 x 7.4 x 21.8" (548 x 189 x 553 mm)	
Weight	58.4 lb (26.5 kg) without lens	
Power Requirements	AC 100 - 240 V, 50/60 Hz	
Power Consumption (Eco / Normal)	1020W / 1290 W	
Thermal Dissipation	4,606 BTU	
Standard Accessories	AC Power Cord x 2 (U.S.A. & Euro), VGA cable x 1, Remote Control (with AAA batteries x 2), Quick Start Guide, Safety Guide, Lens Cover x 1	

* Center Lumens

Dimensions



Terminals




Optional Lenses

Lens	Throw Ratio	Throw Distance (ft)	Zoom Ratio	Screen Size	Lens Spec.
AH-AC22060	0.76-0.95:1	3.2-20.0	1.25x	60"-300"	F=1.84-2.32 f= 0.44-0.56"
AH-AC22070	1.14-1.71:1	4.8-36.2	1.50x		F=1.82-2.32 f= 0.68-1.00"
AH-AC21020	1.61-2.42:1	6.8-51.2	1.50x		F=1.60-2.0 f= 0.95-1.41"
AH-AC24020	2.37-3.60:1	10.0-76.3	1.52x		F=1.80-2.32 f= 1.39-2.11"
AH-AC23020	3.53-5.65:1	14.9-119.7	1.60x		F=1.80-2.20 f= 2.02-3.25"
AH-AC23030	5.52-8.83:1	23.4-187.2	1.60x		F=1.84-2.34 f= 3.12-4.96"

Optional Accessories

Wired Remote controller (P/N: AH-AC34010)



EIKI INDUSTRIAL CO.,LTD.

6-23 Teramoto, Itami-Shi, Hyogo, Japan
Tel: +81-72-782-7552 • Web: global.eiki.com

Specifications subject to change without notice.
All other trademarks are the property of their respective trademark owners.
©2019 EIKI Industrial Co., Ltd.