

Specifications

Units:

Imperial

Metric

Maximum Operating Pressure (psi)	10,000
Capacity Class (tonnage)	5
Maximum Cylinder Capacity Advance (tons)	4.9
Stroke (in)	5
Collapsed Height A (in)	8.5
Extended Height B (in)	13.5
Return Type	Single-Acting, Spring Return
Plunger Type	Solid
Material	Steel
Cylinder Effective Area Advance (in ²)	0.99
Oil Capacity Advance (in ³)	4.97
Surface Treatment	Paint
Coupler	CR400 Coupler
Weight (lbs)	4.1

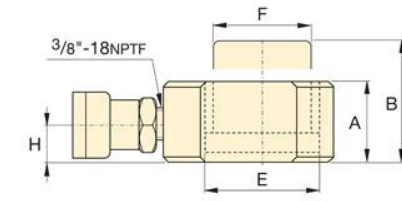
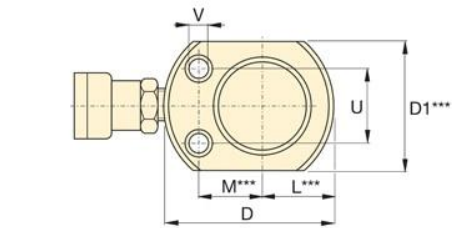
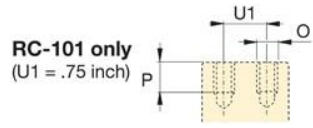
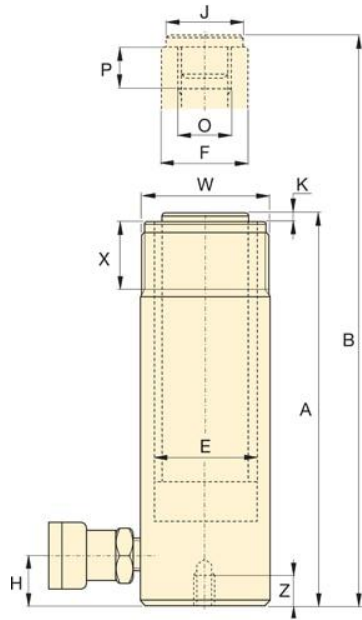
Dimensions

Units:

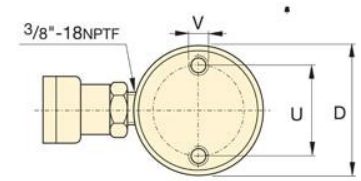
Imperial

Metric

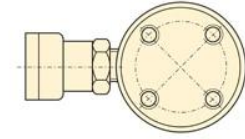
Collapsed Height A (in)	8.5
Extended Height B (in)	13.5
Outside Diameter D (in)	1.5
Cylinder Bore Diameter E (in)	1.13
Plunger Diameter F (in)	1
Base to Advance Port H (in)	0.75
Saddle Diameter J1 (in)	1
Saddle Protrusion from Plunger K (in)	0.25
Plunger Internal Thread O (in)	3/4" - 16
Plunger Thread Length P (in)	0.56
Base Mounting Holes Bolt Circle U (in)	1
Base Mounting Holes Thread V	1/4"- 20 un
Collar Thread Size W	1 1/2" - 16 un
Collar Thread W (in)	1 1/2" - 16 UN
Collar Thread Length X (in)	1.13
Base Mounting Holes Thread Depth Z (in)	0.56



RC-50



RC-51 to RC-5013 models



RC-1006 and RC-10010 models