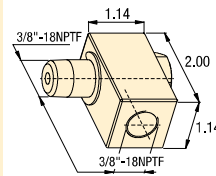


Hydraulic Oil, Manifolds and Fittings




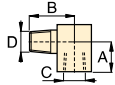

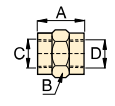

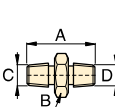

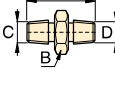

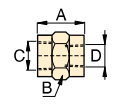

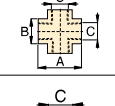

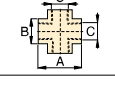

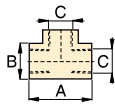

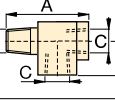

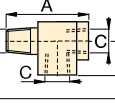

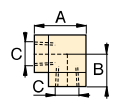

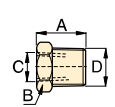

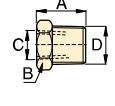

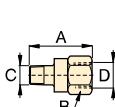

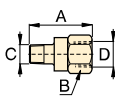

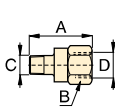

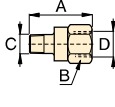

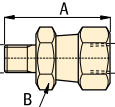

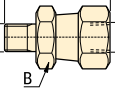

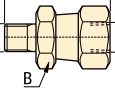
3/8" Swivel Connector

360° swivel coupler for optimal orientation of the hydraulic connection on cylinders, pumps and hoses. Order Model No. **XSC1**.



**A, AM
FZ,
BFZ,
HF, LX
Series**



10,000 psi Fittings		Model Number	Dimensions (in)				Diagram	
			A	B	C	D		
Street Elbow			FZ1616	0.94	1.30	3/8"-18 NPTF	3/8"-18 NPTF	
From: 3/8"-NPTF Male	To: 3/8"-NPTF Female							
Reducing Connector			FZ1615	1.13	1.00	3/8"-18 NPTF	1/4"-18 NPTF	
From: 3/8"-NPTF Female	To: 1/4"-NPTF Female							
			FZ1625	1.38	1.25	1/2"-14 NPTF	3/8"-18 NPTF	
From: 1/2"-NPTF Female	To: 3/8"-NPTF Female							
Hexagon Nipple			FZ1608	1.50	0.63	1/4"-18 NPTF	1/4"-18 NPTF	
From: 1/4"-NPTF	To: 1/4"-NPTF							
From: 3/8"-NPTF	To: 3/8"-NPTF							
From: 3/8"-NPTF	To: 3/8"-NPTF							
Coupling			FZ1614	1.14	1.00	3/8"-18 NPTF	3/8"-18 NPTF	
From: 3/8"-NPTF	To: 3/8"-NPTF							
			FZ1605	1.14	0.75	1/4"-18 NPTF	1/4"-18 NPTF	
From: 1/4"-NPTF	To: 1/4"-NPTF							
Cross			FZ1613	1.77	1.00	3/8"-18 NPTF	-	
From: 3/8"-NPTF Female	To: 3/8"-NPTF Female							
Street Tee			FZ1612	1.77	1.00	3/8"-18 NPTF	-	
From: 3/8"-NPTF	To: 3/8"-NPTF							
			FZ1637	1.77	0.94	1/4"-18 NPTF	-	
From: 1/4"-NPTF	To: 1/4"-NPTF							
Street Tee			BFZ16312	2.20	1.02	3/8"-18 NPTF	3/8"-18 NPTF	
From: 3/8"-NPTF Female	To: 3/8"-NPTF Male							
Elbow			FZ1610	1.38	0.88	3/8"-18 NPTF	-	
From: 3/8"-NPTF	To: 3/8"-NPTF							
			FZ1638	1.41	0.94	1/4"-18 NPTF	-	
From: 1/4"-NPTF	To: 1/4"-NPTF							
Reducer			FZ1630	0.75	0.75	1/4"-18 NPTF	3/8"-18 NPTF	
From: 3/8"-NPTF	To: 1/4"-NPTF							
From: 1/4"-NPTF	To: 1/2"-NPTF							
			BFZ1630	1.10	0.86	1/4"-18 NPTF	1/2"-14 NPTF	
From: 3/8"-NPTF	To: G1/4"							
			BFZ16411	1.37	0.75	1/4"-18 NPTF	G1/4"	
From: G1/4"	To: 1/4"-NPTF							
From: G1/4"	To: 1/8"-NPTF							
From: G3/8"	To: 1/4"-NPTF							
			BFZ16323	1.69	0.94	1/4"-18 NPTF	G3/8"	
From: G3/8"	To: 3/8"-NPTF							
From: G3/8"	To: 3/8"-NPTF							
Adaptor			FZ1055	1.75	0.94	1/4"-18 NPTF	3/8"-18 NPTF	
From: 1/4"-18 NPTF	To: 3/8"-18 NPTF							
From: 1/2"-14 NPTF	To: 1/4"-18 NPTF							
			FZ1633	1.18	0.75	1/2"-27 NPTF	1/4"-18 NPTF	
From: 1/2"-14 NPTF	To: 3/8"-18 NPTF							
			FZ1634	1.75	1.13	3/8"-18 NPTF	1/2"-18 NPTF	
From: 1/2"-14 NPTF	To: 3/8"-18 NPTF							
Swivel Fitting			FZ1660	1.59	0.88	3/8"-18 NPTF	3/8"-18 NPTF	
From: 3/8"-NPTF Male	To: 3/8"-NPTF Female							