

Specifications

Units:

Imperial

Metric

Maximum Operating Pressure (psi)	10,150
Capacity Class (tonnage)	200
Maximum Cylinder Capacity Advance (tons)	223
Stroke (in)	3.94
Collapsed Height A (in)	11.06
Extended Height B (in)	15
Return Type	Double-Acting, Hydraulic Return
Plunger Type	Solid
Material	Steel
Cylinder Effective Area Advance (in ²)	43.95
Oil Capacity Advance (in ³)	173.02
Oil Capacity Retract (in ³)	79.08
Sideload Resistance of Maximum Capacity (percentage)	10%
Surface Treatment	Nitride
Coupler	CR400 Coupler
Weight (lbs)	212

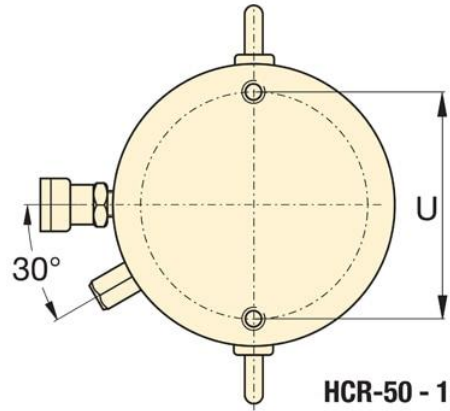
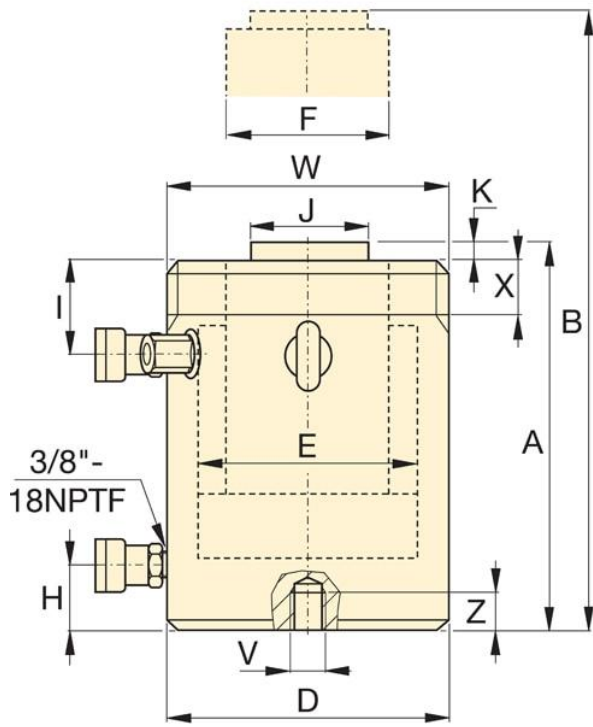
Dimensions

Units:

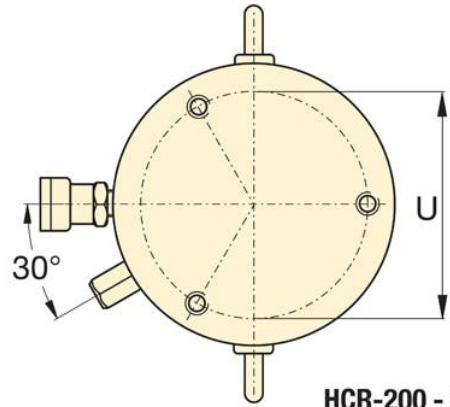
Imperial

Metric

Collapsed Height A (in)	11.06
Collapsed Height With Optional Tilt Saddle A1 (in)	11.77
Optional Tilt Saddle Addition To Collapsed Height A1 (in)	0.71
Optional Tilt Saddle Diameter J1 (in)	4.96
Extended Height B (in)	15
Outside Diameter D (in)	9.84
Cylinder Bore Diameter E (in)	7.48
Plunger Diameter F (in)	5.51
Base to Advance Port H (in)	1.85
Top to Retract Port (in)	3.11
Saddle Diameter J1 (in)	4.45
Saddle Protrusion from Plunger K (in)	0.12
Saddle Maximum Tilt Angle Radius (degrees)	5
Base Mounting Holes Thread V	M12 x 1,75
Collar Thread Size W	M250 x 3
Collar Thread Length X (in)	2.48



HCR-50 - 150 ton



HCR-200 - 300 ton