

## Specifications

Units:

**Imperial**

Metric

Maximum Operating Pressure (psi)	10,150
Capacity Class (tonnage)	50
Maximum Cylinder Capacity Advance (tons)	62
Stroke (in)	9.84
Collapsed Height A (in)	15.59
Extended Height B (in)	25.43
Return Type	Double-Acting, Hydraulic Return
Plunger Type	Solid
Material	Steel
Cylinder Effective Area Advance (in <sup>2</sup> )	12.17
Oil Capacity Advance (in <sup>3</sup> )	119.82
Oil Capacity Retract (in <sup>3</sup> )	61.11
Sideload Resistance of Maximum Capacity (percentage)	10%
Surface Treatment	Nitride
Coupler	CR400 Coupler
Weight (lbs)	76

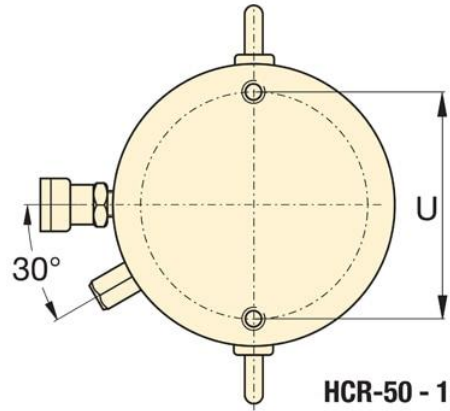
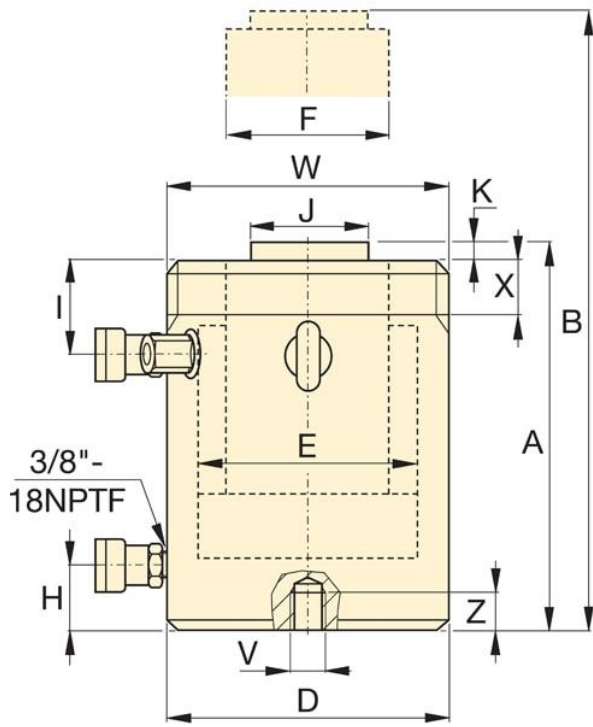
## Dimensions

Units:

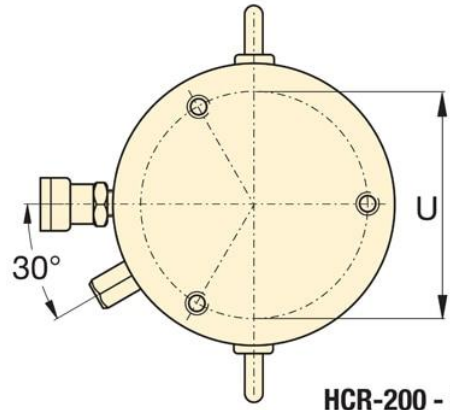
**Imperial**

Metric

Collapsed Height A (in)	15.59
Collapsed Height With Optional Tilt Saddle A1 (in)	16.14
Optional Tilt Saddle Addition To Collapsed Height A1 (in)	0.55
Optional Tilt Saddle Diameter J1 (in)	2.8
Extended Height B (in)	25.43
Outside Diameter D (in)	5.15
Cylinder Bore Diameter E (in)	3.94
Plunger Diameter F (in)	2.76
Base to Advance Port H (in)	1.5
Top to Retract Port (in)	2.17
Saddle Diameter J1 (in)	1.97
Saddle Protrusion from Plunger K (in)	0.12
Saddle Maximum Tilt Angle Radius (degrees)	5
Base Mounting Holes Thread V	M12 x 1,75
Collar Thread Size W	M130 x 2
Collar Thread Length X (in)	1.18



**HCR-50 - 150 ton**



**HCR-200 - 300 ton**