

Specifications

Units:

Imperial

Metric

Maximum Operating Pressure (psi)	10,150
Capacity Class (tonnage)	50
Maximum Cylinder Capacity Advance (tons)	62
Stroke (in)	1.97
Collapsed Height A (in)	7.2
Extended Height B (in)	9.17
Return Type	Double-Acting, Hydraulic Return
Plunger Type	Solid
Material	Steel
Cylinder Effective Area Advance (in ²)	12.17
Oil Capacity Advance (in ³)	23.96
Oil Capacity Retract (in ³)	12.22
Sideload Resistance of Maximum Capacity (percentage)	10%
Surface Treatment	Nitride
Coupler	CR400 Coupler
Weight (lbs)	37

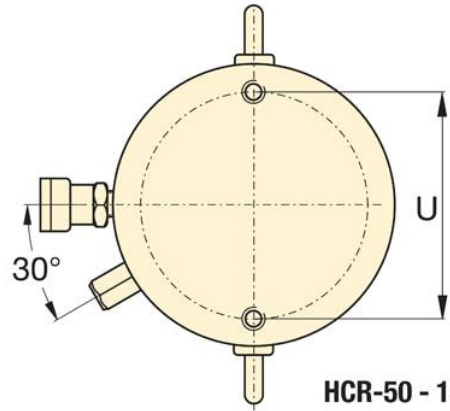
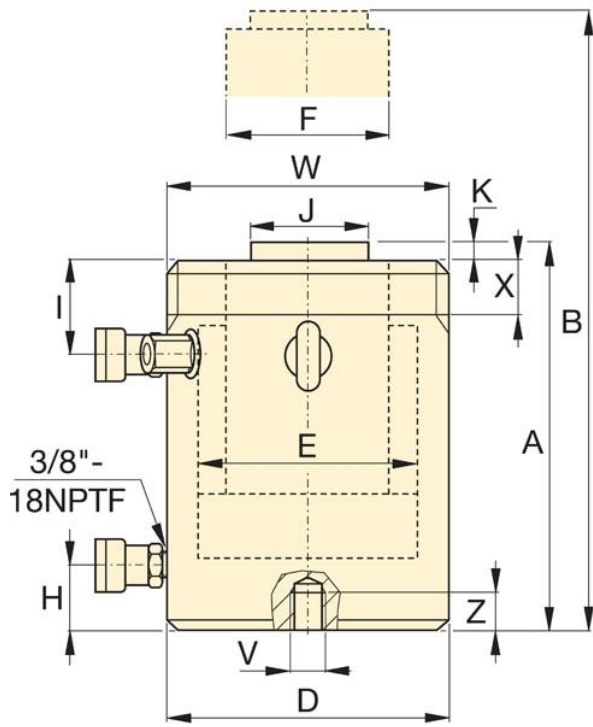
Dimensions

Units:

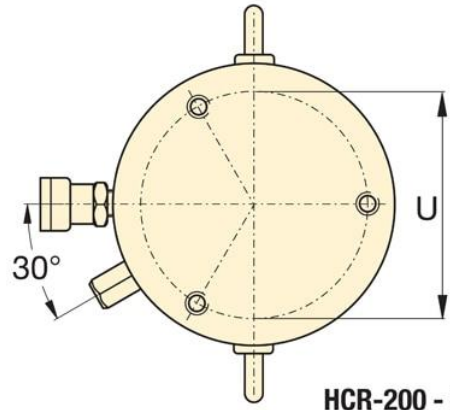
Imperial

Metric

Collapsed Height A (in)	7.2
Collapsed Height With Optional Tilt Saddle A1 (in)	7.76
Optional Tilt Saddle Addition To Collapsed Height A1 (in)	0.55
Optional Tilt Saddle Diameter J1 (in)	2.8
Extended Height B (in)	9.17
Outside Diameter D (in)	5.12
Cylinder Bore Diameter E (in)	3.94
Plunger Diameter F (in)	2.76
Base to Advance Port H (in)	1.5
Top to Retract Port (in)	1.77
Saddle Diameter J1 (in)	1.97
Saddle Protrusion from Plunger K (in)	0.12
Saddle Maximum Tilt Angle Radius (degrees)	5
Base Mounting Holes Thread V	M12 x 1,75
Collar Thread Size W	M130 x 2
Collar Thread Length X (in)	1.18



HCR-50 - 150 ton



HCR-200 - 300 ton