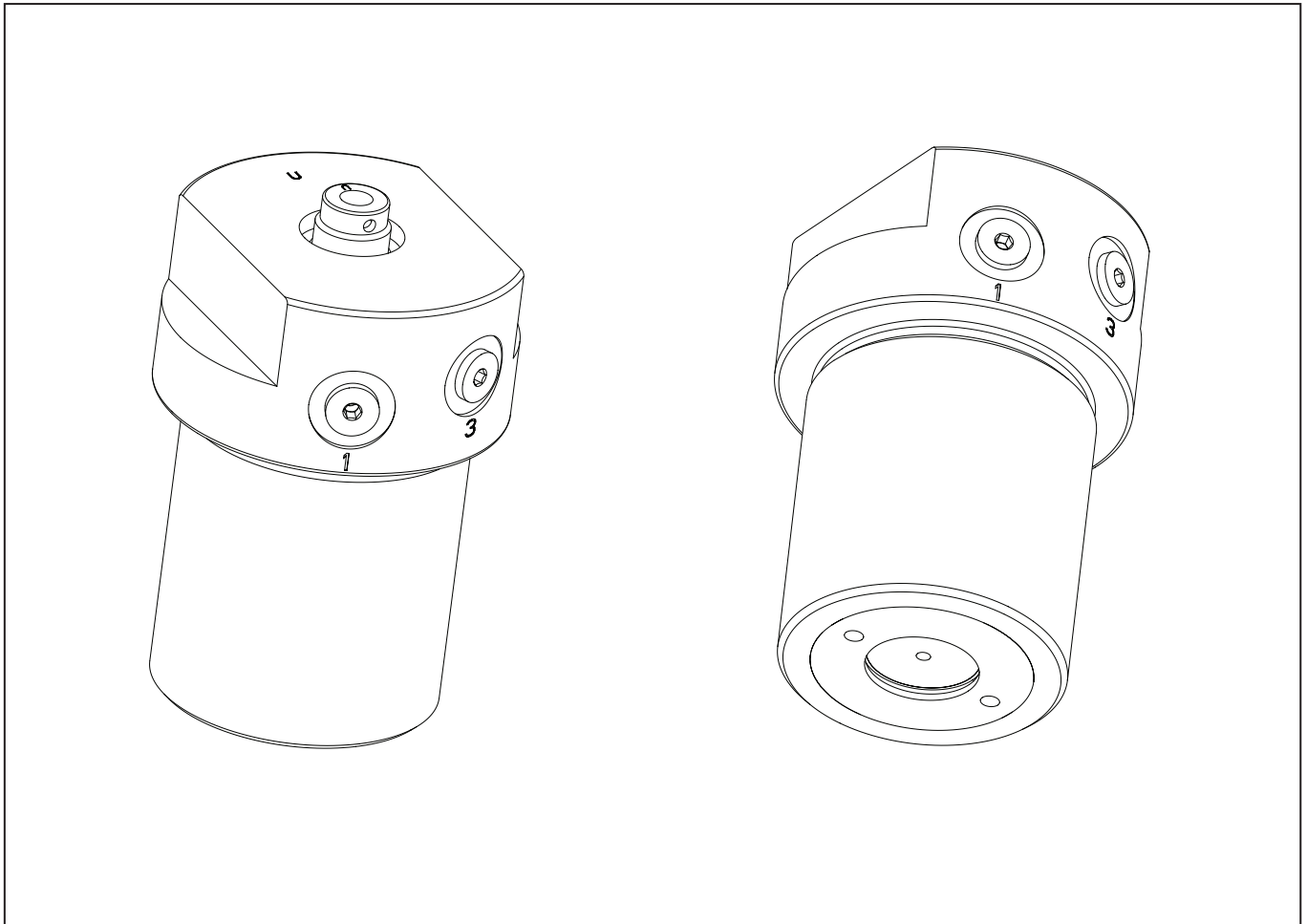


Document Number	Document Revision	Document Revision Date	Product Date Code Beginning With
L4097	A	07/2017	A



To ensure optimum performance of your Enerpac product:

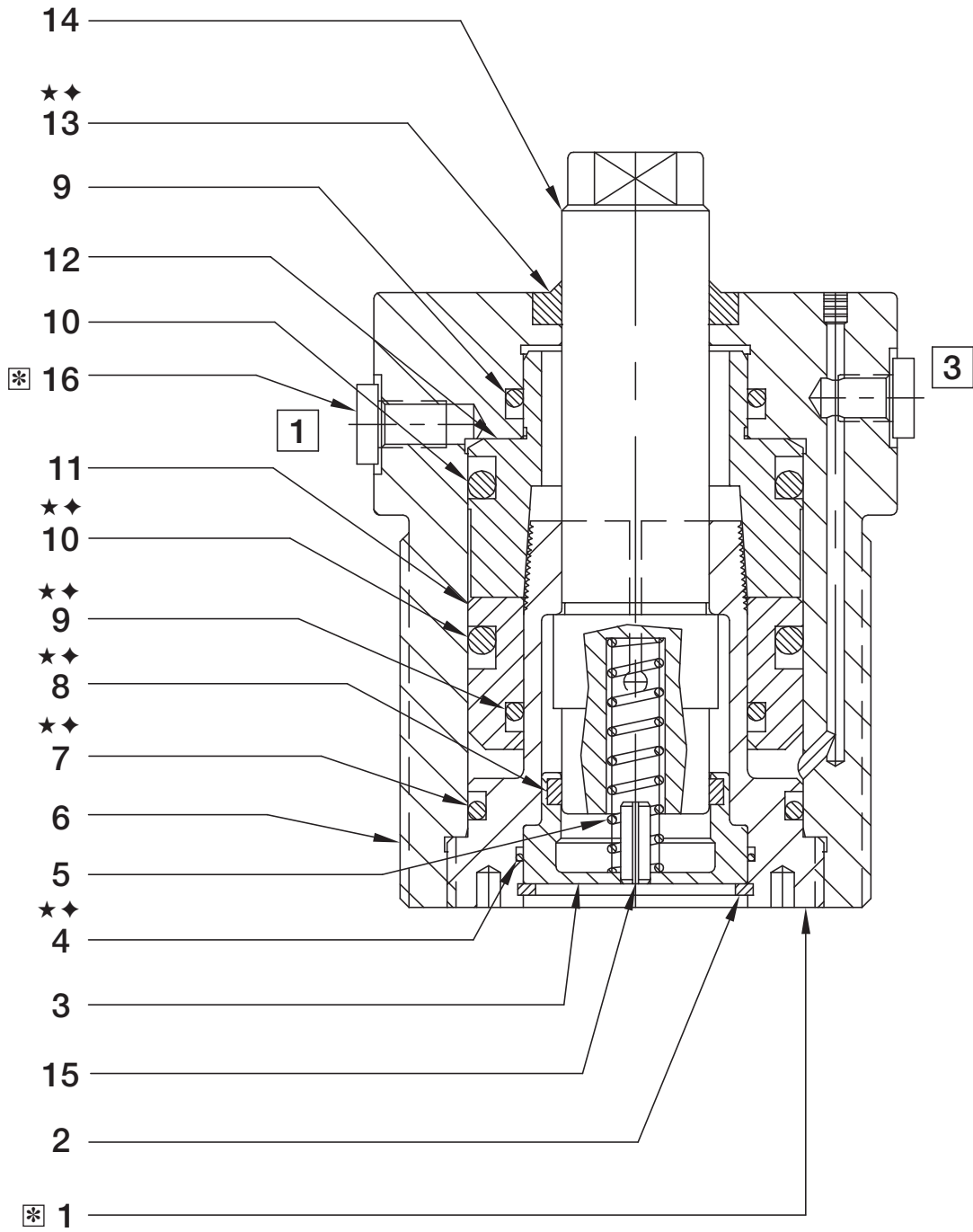
- Use only Enerpac Oil.
- Install all new parts included in each repair kit.
- See your Enerpac Authorized Service Center for factory-authorized product service.



⚠ WARNING Be certain that system hydraulic pressure is completely relieved (0 psi/bar) before performing any adjustments, maintenance or repairs.

FIGURE 1 - Sectional View

✱ See  on last page.



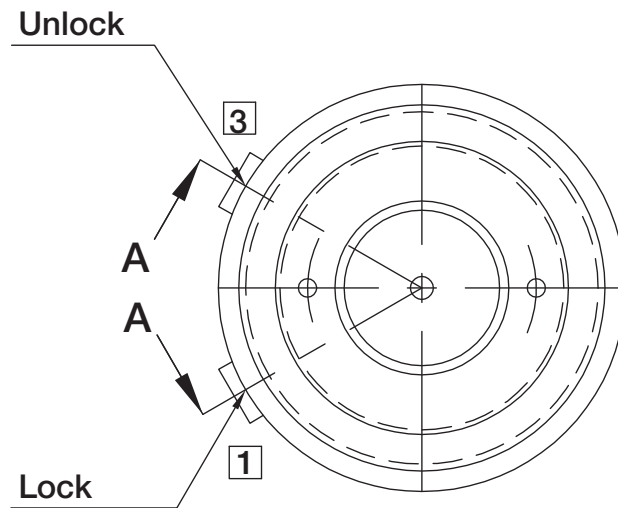
Repair Parts List for Figure 1

L4097

Item	Model Number/Part Number		Qty.	Description
	MPTS100V WPTS100V	MPTS200V WPTS200V		
1	CV764047	CV771047	1	Wedge
2	CS351044	CCA1038044-1D	1	Retaining Plate
3	CV766044	CV773044	1	Stop Ring
4	★ B1021203	◆ B1029203	1	O-Ring
5	CV767110	CV774110	1	Spring
6A	CZ669030	CZ671030	1	Base (Metric)
6B	CZ670030	CZ672030	1	Base (Imperial)
7	★ B1221203	◆ B1226203	3	O-Ring
8	★ CV768041	◆ CV775041	1	Slyd-Ring
9	★ B1214203	◆ B1222203	2	O-Ring
10	★ (not used)	◆ B1328203	2	O-Ring
11	CS346040	CS356040	1	Plunger
12	CV765108	CV772108	2	Wedge Ring
13	★ PA1797776	◆ DQ373041	2	Wiper
14A	CY559040	CY560040	1	Plunger (Metric)
14B	CV480040	CV482040	1	Plunger (Imperial)
15	CCA313057-1A	CCA513057-1A	1	Spring Pin
16A	F100006	F100006	2	Plug (Metric)
16B	B1001006V	B1001006V	2	Plug (Imperial)

★ Included in repair kit MPFS100KV. ◆ Included in repair kit MPFS200KV.

FIGURE 2 - Bottom View





*Service Information			L4097
Fig.	Item	Models	Torque
1	1	Ending in 100V	50,0 Nm [37 ft-lbs.]
1	1	Ending in 200V	80,0 Nm [59 ft-lbs.]
1	16	Ending in B1001006V	8,0 Nm [6 ft-lbs.]
1	16	Ending in F100006	15,0 Nm [11 ft-lbs.]



Visit www.enerpac.com for the location of the Enerpac Authorized Service Center nearest you.