

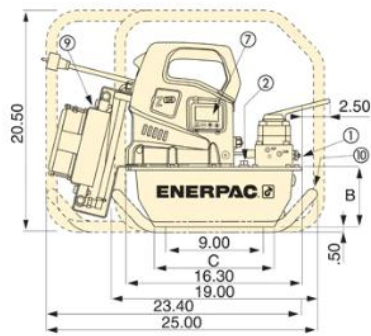
Specifications

Units:	Imperial	Metric
Maximum Operating Pressure (psi)	10,000	
Cylinder Compatability	Single-acting	
Reservoir Capacity (in ³)	277	
Usable Oil Capacity (gal)	1	
Maximum Flow at Rated Pressure	60 in3/min	
Output Flow Rate (in ³ /min) 100 psi	700	
Output Flow Rate (in ³ /min) 700 psi	535	
Output Flow Rate (in ³ /min) 5000 psi	76	
Output Flow Rate (in ³ /min) 10000 psi	60	
Motor Size (hp)	1.7	
Motor Hertz	50/60 Hz	
Motor Phases	1 Ph	
Motor Voltage	115 V	
Duty Cycle	Intermittent	
Valve Function	Advance / Hold / Retract	
Valve Operation	Solenoid	
Solenoid Valve Voltage	24 VDC	
Valve Type	3-way, 2-position	
Valve Model	VE32	
Power Source	Electric	
Pump Control	Pendant	
Motor Electrical Specification	115 V, 1 Ph, 50/60 Hz	
Sound Level (dBa)	85 - 90	
Relief Valve Adjustment Range (psi)	2,000 - 10,000	
Weight (lbs)	63	

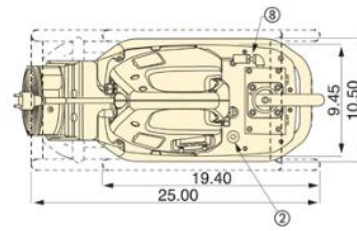
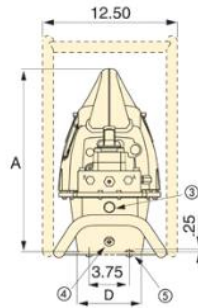
Dimensions

Units:	Imperial	Metric
Dimension A (in)	16.7	
Dimension B (in)	5.6	
Dimension C (in)	11	
Dimension D (in)	6	

ZU-4 Series with 1 and 2 gallon reservoirs



- ① User adjustable relief valve
- ② Oil fill port, SAE#10
- ③ Oil level sight gauge
- ④ Oil Drain, 1/2" NPTF
- ⑤ M8 x 1.25
- ⑥ Handles on all 10, 20 and 40-liter reservoirs



Factory installed features and options

- ⑦ Back-lit LCD Electric
- ⑧ Pressure transducer
- ⑨ Heat exchanger
- ⑩ Skid bar
- ⑪ Handle guard installed on all 10, 20 and 40-liter reservoirs
- ⑫ Reservoir handles included on all 10, 20 and 40-liter reservoirs