

Specifications

Units:

Imperial

Metric

Maximum Operating Pressure (psi)	10,000
Cylinder Compatability	Single-acting
Reservoir Capacity (in ³)	1,201
Usable Oil Capacity (gal)	10
Maximum Flow at Rated Pressure	60 in3/min
Output Flow Rate (in ³ /min) 100 psi	700
Output Flow Rate (in ³ /min) 10000 psi	60
Motor Size (hp)	1.7
Motor Hertz	50/60 Hz
Motor Phases	1 Ph
Motor Voltage	115 V
Valve Function	Advance / Retract
Valve Operation	Manual
Valve Model	VM32
Power Source	Electric
Pump Control	Pendant
Motor Electrical Specification	115 V, 1 Ph, 50/60 Hz
Sound Level (dBa)	85 - 90
Relief Valve Adjustment Range (psi)	2,000 - 10,000
Weight (lbs)	155

Dimensions

Units:

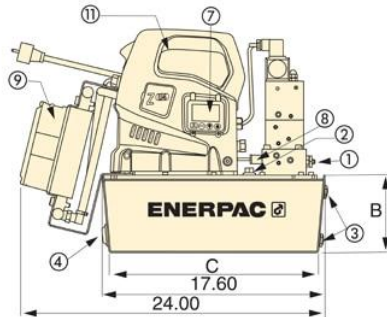
Imperial

Metric

Dimension A (in)	21.7
Dimension B (in)	10.6
Dimension C (in)	15.7
Dimension D (in)	19.9
Dimension E (in)	22.7
Dimension F (in)	18.9

ZU-4 Series with 2.5, 5.0 and 10.0 gallon reservoirs

(Left view shown without side handle)



① User adjustable relief valve

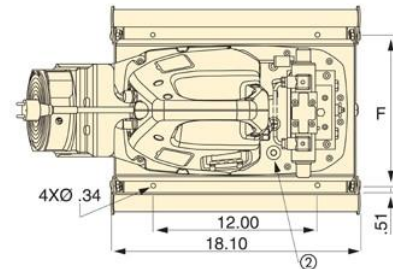
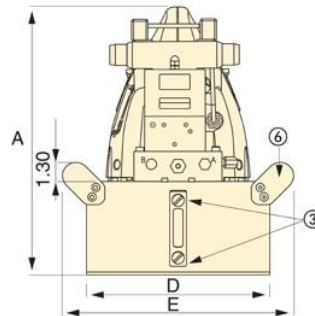
② Oil fill port, SAE#10

③ Oil level sight gauge

④ Oil Drain, 1/2" NPTF

⑤ M8 x 1.25

⑥ Handles on all 2.5, 5.0, and 10.0-gallon reservoirs



Factory installed features and options

⑦ Back-lit LCD Electric

⑧ Pressure transducer

⑨ Heat exchanger

⑩ Skid bar

⑪ Handle guard installed on all 2.5, 5, and 10-gallon reservoirs

⑫ Reservoir handles included on all 2.5, 5 and 10-gallon pumps